

## US FREESTYLE SELECTIONS - MOGULS QUALIFICATION RUN 1 RESULTS

### Ladies' Moguls

WINTER PARK RESORT (USA)

MON 18 DEC 2017 Start Time: 08:50

# MO

Jury			Course Data		
Chief Of Competition	ROTERMUND, Konrad	USA	Course Name	AMBUSH	
Technical Delagate	MATTHEWS, Craig	USA	Length	217m	
Head Judge	HENDRY, Jim	USA	Course / Gate Width	18.0m / 13.0m	
Officials			Gradient	25°	
Chief of Course	CAHALANE, Craig	USA	Pace Time	24.65	
Chief of Build	STUDER, Dan	USA	Homologation Number	Jury	
Air Development	SEEMANN, Chris	USA	Judges		
Chief of Timing	CARLBERG, Brian	USA	Judge 1 (Turns)	LIVISSIANOS, Paul	AUS
Operations	FRIES, Bob	USA	Judge 2 (Turns)	KNAYAZEVA, Polina	USA
			Judge 3 (Turns)	ELLIS Christopher	USA
			Judge 4 (Turns)	HOMA, Karen	USA
			Judge 5 (Turns)	WEIR, Jack	USA
			Judge 6 (Air)	BATES, James	USA
			Judge 7 (Air)	LOUNSBURY, Scott	USA


Number of Competitors: 54 Number of NSAs: 4

Rank	Bib	FIS Code	Name	NSA	YB	Time		Air					Turns						Run Score	Tie
						Seconds	Time Points	J6	J7	Jump	DD	Total	B D	J1	J2	J3	J4	J5		
1	5	2529074	SHIMKO Avital	USA	1996	26.34	13.80	7.8	7.9	3	0.800		B: 18.4	18.7	18.6	17.8	18.6	55.6	82.92	
								9.2	9.2	bL	0.820		D: -0.4	-0.0	-0.0	-0.3	-0.0	-0.3		
							13.80				13.82							55.30		
2	82	2528114	KARIOTIS Ali	USA	1995	25.68	14.66	8.0	7.3	3	0.800		B: 17.2	16.8	17.0	17.0	17.0	51.2	77.50	
								7.4	7.6	bPp	0.830		D: -0.8	-0.4	-0.2	-0.1	-0.0	-0.7		
							14.66				12.34							50.50		
3	10	2485203	KLOSER Heidi	USA	1992	26.90	13.07	7.8	8.0	bPp	0.830		B: 16.7	16.7	16.8	16.8	17.2	50.7	74.81	
								6.0	5.0	bF	0.980		D: -0.8	-0.5	-0.0	-0.2	-0.2	-0.9		
							13.07				11.94							49.80		
4	60	2534493	RADWAY Kenzie	USA	2003	26.58	13.49	5.0	6.0	3	0.800		B: 17.0	16.9	17.1	17.1	17.1	51.2	73.61	
								6.6	6.2	bT	0.800		D: -0.3	-0.2	-0.2	-0.4	-0.2	-0.6		
							13.49				9.52							50.60		
5	12	2531283	RYAN Maggie	USA	1998	27.01	12.93	7.0	7.3	3	0.800		B: 16.0	15.7	16.9	17.0	16.9	49.8	72.75	
								7.6	7.4	bT	0.800		D: -0.7	-0.7	-0.6	-0.4	-0.4	-1.7		
							12.93				11.72							48.10		
6	14	2532231	FISHER Gabriella	USA	2000	27.13	12.78	6.3	6.2	3	0.800		B: 16.1	15.8	16.9	16.5	16.5	49.1	72.05	
								7.6	7.3	fT	0.830		D: -0.4	-0.6	-0.2	-0.4	-0.2	-1.0		
							12.78				11.17							48.10		
7	16	2532844	HOGG Madison	USA	2001	27.32	12.53	6.7	7.0	bT	0.800		B: 16.9	16.9	16.9	16.9	16.4	50.7	72.03	
								7.0	6.8	fT	0.830		D: -1.1	-0.6	-0.8	-0.8	-0.8	-2.4		
							12.53				11.20							48.30		
8	3	2528498	JENSON Alex	USA	1995	27.40	12.43	2.7	3.7	bF	0.980		B: 16.0	15.9	17.5	17.1	17.4	50.5	71.73	
								8.5	9.0	bL	0.820		D: -0.4	-0.5	-0.6	-0.9	-0.2	-1.5		
							12.43				10.30							49.00		
9	7	2529403	O CONNELL Elizabeth	USA	1996	26.70	13.33	5.2	5.0	3	0.800		B: 16.7	16.6	16.0	15.8	16.6	49.2	70.20	
								5.7	6.0	bL	0.820		D: -0.3	-0.4	-0.4	-0.4	-0.4	-1.2		
							13.33				8.87							48.00		
10	67	2534195	SZABO Emily	USA	2003	28.28	11.28	6.8	7.2	bPp	0.830		B: 15.9	15.8	15.9	16.6	16.8	48.4	70.04	
								6.0	5.2	7opA	1.010		D: -0.2	-0.3	-0.4	-0.4	-0.6	-1.1		
							11.28				11.46							47.30		



Live Scoring:  
Moguls = [www.live.scoring.at/usmo](http://www.live.scoring.at/usmo)  
Dual Moguls = [www.livescoring.at/usdm](http://www.livescoring.at/usdm)





## US FREESTYLE SELECTIONS - MOGULS QUALIFICATION RUN 1 RESULTS

Ladies' Moguls  
WINTER PARK RESORT (USA)

MON 18 DEC 2017 Start Time: 08:50

# MO


Number of Competitors: 54 Number of NSAs: 4

Rank	Bib	FIS Code	Name	NSA	YB	Time		Air				Turns						Run Score	Tie	
						Seconds	Time Points	J6	J7	Jump	DD	Total	B	D	J1	J2	J3			J4
11	2	2533112	MICKEL Trudy	USA	2001	28.55	10.93	7.1	7.3	3	0.800	B:	15.5	15.3	17.0	16.8	15.6	47.9	68.47	
								5.7	5.5	bT	0.800	D:	-0.6	-0.0	-0.2	-0.2	-0.2	-0.6		
							<b>10.93</b>											<b>47.30</b>		
12	23	2533418	CROTTY Lexi	USA	2000	26.85	13.14	5.7	5.1	3	0.800	B:	15.0	14.6	15.8	15.5	16.1	46.3	66.35	
								7.4	6.8	bPp	0.830	D:	-1.2	-1.1	-1.0	-1.3	-1.0	-3.3		
							<b>13.14</b>											<b>43.00</b>		
13	24	2531947	HOLSTEIN Grace	USA	1997	26.30	13.85	2.6	3.6	3	0.800	B:	15.9	16.8	15.8	17.0	17.2	49.7	65.02	
								4.1	3.7	bL	0.820	D:	-1.6	-1.1	-1.2	-1.4	-1.6	-4.2		
							<b>13.85</b>											<b>45.50</b>		
14	15	2532047	STEWART Georgia	AUS	2000	28.28	11.28	5.3	5.9	3	0.800	B:	15.5	15.8	16.9	16.0	14.5	45.8	63.66	
								6.3	6.5	bPp	0.830	D:	-1.0	-1.0	-1.2	-1.0	-1.2	-3.2		
							<b>11.28</b>											<b>42.60</b>		
15	29	2531999	MULDER Jessica	USA	1999	28.66	10.79	4.1	4.0	TS	0.630	B:	15.7	15.4	14.9	15.7	15.3	46.4	63.39	
								5.6	6.1	bPp	0.830	D:	-0.7	-0.3	-0.3	-0.2	-0.6	-1.2		
							<b>10.79</b>											<b>45.20</b>		
16	38	2533477	VASATKA Marissa	USA	2001	27.70	12.04	5.0	4.7	3	0.800	B:	15.3	15.4	14.9	14.5	16.5	45.6	62.74	
								6.4	6.2	bPp	0.830	D:	-1.3	-1.2	-1.5	-2.6	-1.2	-4.0		
							<b>12.04</b>											<b>41.60</b>		
17	13	2529734	TUDHOPE Phoebe	AUS	1997	29.66	9.49	4.8	4.2	3	0.800	B:	15.9	15.5	16.3	15.5	15.7	47.1	62.63	
								7.1	6.5	bPp	0.830	D:	-0.4	-1.2	-1.1	-0.9	-1.8	-3.2		
							<b>9.49</b>											<b>43.90</b>		
18	33	2534086	CASS Sabrina	USA	2002	28.78	10.63	4.5	4.1	3	0.800	B:	15.0	14.9	15.4	15.5	16.6	45.9	62.35	
								6.2	7.0	bT	0.800	D:	-1.1	-0.8	-2.2	-0.8	-1.0	-2.9		
							<b>10.63</b>											<b>43.00</b>		
19	158	2531532	MILES Hannah	USA	1997	29.93	9.14	4.3	5.5	S	0.510	B:	16.1	16.4	16.8	16.6	16.0	49.1	60.31	
								4.1	4.4	TS	0.630	D:	-0.9	-1.1	-1.1	-1.0	-1.0	-3.1		
							<b>9.14</b>											<b>46.00</b>		
20	31	2532966	EVERINGHAM Maddison	AUS	2001	31.52	7.08	4.6	4.0	3	0.800	B:	15.6	14.8	16.3	16.5	14.7	46.7	56.18	
								5.0	4.4	bT	0.800	D:	-1.4	-2.4	-1.4	-1.0	-2.0	-4.8		
							<b>7.08</b>											<b>41.90</b>		
21	138	2530097	RAMSAUER Katharina	AUT	1995	31.12	7.60	5.3	5.4	3	0.800	B:	14.8	15.0	13.8	16.0	15.2	43.6	55.97	
								6.6	6.1	TS	0.630	D:	-1.4	-1.0	-0.8	-1.1	-2.2	-3.5		
							<b>7.60</b>											<b>40.10</b>		
22	21	2529373	SHAVER Morgan	USA	1995	29.01	10.33	6.2	5.7	3	0.800	B:	15.3	15.2	16.0	16.5	15.0	45.5	54.41	
								4.1	4.0	bL	0.820	D:	-2.2	-1.3	-2.6	-3.1	-3.8	-9.5		
							<b>10.33</b>											<b>36.00</b>		
23	137	2531939	NUNN Skyler	GBR	1999	28.15	11.45	7.8	8.0	3	0.800	B:	16.0	15.2	14.9	14.7	14.3	44.8	52.07	
								4.3	4.5	bL	0.820	D:	-8.1	-5.0	-3.2	-5.5	-3.6	-14.1		
							<b>11.45</b>											<b>30.70</b>		
24	25	2530871	MARSEILLES Sophia	USA	1998	28.50	11.00	3.2	3.8	3	0.800	B:	16.6	16.3	16.2	16.0	16.5	48.5	51.06	
								3.1	2.8	bT	0.800	D:	-6.0	-5.2	-4.0	-3.5	-4.4	-13.6		
							<b>11.00</b>											<b>34.90</b>		
25	28	2533401	KISSEL Dara	USA	2000	33.01	5.14	3.6	4.0	TS	0.630	B:	14.5	14.0	13.0	13.2	13.8	41.0	49.77	
								4.4	5.3	TTT	0.710	D:	-1.2	-0.4	-0.8	-1.0	-0.4	-2.2		
							<b>5.14</b>											<b>38.80</b>		



Live Scoring:  
Moguls = [www.live.scoring.at/usmo](http://www.live.scoring.at/usmo)  
Dual Moguls = [www.livescoring.at/usdm](http://www.livescoring.at/usdm)





## US FREESTYLE SELECTIONS - MOGULS QUALIFICATION RUN 1 RESULTS

**Ladies' Moguls**  
WINTER PARK RESORT (USA)

# MO

**MON 18 DEC 2017 Start Time: 08:50**


**Number of Competitors: 54 Number of NSAs: 4**

Rank	Bib	FIS Code	Name	NSA	YB	Time		Air					Turns						Run Score	Tie
						Seconds	Time Points	J6	J7	Jump	DD	Total	B	D	J1	J2	J3	J4		
26	37	2532728	ZETZER Rian	USA	1996	30.74	8.09	4.0	3.3	3	0.800		B: 15.0	14.5	14.5	12.5	13.9	42.9	49.41	
							<u>8.09</u>	4.4	4.1	bT	0.800		D: -3.1	-3.0	-3.0	-1.9	-4.4	-7.9		
											<u>6.32</u>							<u>35.00</u>		
27	1	2438419	OAKLEY K C	USA	1988	27.94	11.72	8.4	8.4	bL	0.820		B: 17.8	18.3	17.6	17.5	17.9	53.3	48.26	
							<u>11.72</u>	1.6	1.7	fT	0.830		D: -8.0	-8.6	-9.2	-8.4	-7.6	-25.0		
											<u>8.24</u>							<u>28.30</u>		
28	59	2534386	DAVIS August	USA	2003	30.93	7.84	4.0	3.8	3	0.800		B: 13.7	14.2	14.0	13.8	13.8	41.6	47.58	
							<u>7.84</u>	3.3	3.6	bL	0.820		D: -4.1	-2.5	-2.8	-2.5	-3.5	-7.8		
											<u>5.94</u>							<u>33.80</u>		
29	68	2534085	LOYST Jamie	USA	2002	32.34	6.01	5.7	6.0	DD	0.660		B: 14.0	13.2	11.7	13.0	13.1	39.3	46.49	
							<u>6.01</u>	6.2	6.6	bT	0.800		D: -2.4	-2.9	-2.5	-2.4	-4.0	-7.8		
											<u>8.98</u>							<u>31.50</u>		
30	48	2534109	MOORE Grace	USA	2001	30.32	8.63	1.7	1.9	3	0.800		B: 14.0	13.7	13.1	13.2	13.1	40.0	44.96	
							<u>8.63</u>	2.8	3.7	bPp	0.830		D: -4.8	-2.0	-3.1	-2.5	-2.2	-7.8		
											<u>4.13</u>							<u>32.20</u>		
31	17	2533419	COLE Elissa	USA	2001	30.71	8.13	6.7	7.1	S	0.510		B: 16.9	16.7	16.8	16.5	15.9	50.0	44.53	
							<u>8.13</u>	1.6	0.8	bPp	0.830		D: -7.8	-6.0	-6.0	-6.1	-6.0	-18.1		
											<u>4.50</u>							<u>31.90</u>		
32	39	2531945	ANDRINGA Heidi	USA	1999	30.65	8.21	2.7	3.2	3	0.800		B: 14.4	14.2	14.0	12.9	12.9	41.1	44.34	
							<u>8.21</u>	2.8	3.0	S	0.510		D: -3.2	-1.7	-2.8	-2.8	-3.2	-8.8		
											<u>3.83</u>							<u>32.30</u>		
33	58	2533404	SCHILLY Taylor	USA	2001	31.84	6.66	3.6	3.1	3	0.800		B: 13.8	13.4	14.1	13.0	12.8	40.2	40.88	
							<u>6.66</u>	4.3	4.1	S	0.510		D: -2.8	-2.5	-4.0	-4.0	-4.0	-10.8		
											<u>4.82</u>							<u>29.40</u>		
34	35	2533407	HILGERT Lauren	USA	2000	29.34	9.91	6.3	5.9	3	0.800		B: 16.0	15.1	14.8	14.9	15.9	45.9	40.87	
							<u>9.91</u>	1.4	1.5	bL	0.820		D: -7.6	-8.0	-7.6	-5.8	-5.8	-21.0		
											<u>6.06</u>							<u>24.90</u>		
35	51	2532718	DAVIES Mackenzie	USA	2000	33.56	4.43	2.7	3.0	3	0.800		B: 12.0	11.8	12.8	12.6	12.6	37.4	40.42	
							<u>4.43</u>	4.2	4.5	S	0.510		D: -2.8	-1.0	-2.0	-1.5	-2.4	-5.9		
											<u>4.49</u>							<u>31.50</u>		
36	53	2531962	KOZAK Madison	USA	1998	33.50	4.51	1.8	1.1	S	0.510		B: 12.6	11.0	11.4	11.8	12.0	35.2	40.02	
							<u>4.51</u>	6.6	5.9	bPp	0.830		D: -1.2	-2.0	-2.0	-1.6	-2.0	-5.6		
											<u>5.91</u>							<u>29.60</u>		
37	57	2534124	WILSON Rainey	USA	2001	32.06	6.38	2.7	3.3	3	0.800		B: 13.8	14.0	14.9	13.0	12.9	40.8	39.48	
							<u>6.38</u>	0.0	0.0		0.000		D: -3.8	-3.2	-3.2	-3.3	-3.6	-10.1		
											<u>2.40</u>							<u>30.70</u>		
38	55	2533411	FISCHER Christine	USA	2001	35.35	2.10	5.0	4.7	S	0.510		B: 12.0	11.3	12.1	12.5	12.9	36.6	37.27	
							<u>2.10</u>	3.9	4.1	bT	0.800		D: -2.5	-1.8	-3.8	-1.6	-2.8	-7.1		
											<u>5.67</u>							<u>29.50</u>		
39	146	2534545	LARGE Tegan	USA	2003	29.87	9.22	2.8	3.2	3	0.800		B: 15.0	14.9	15.0	15.1	14.7	44.9	36.58	
							<u>9.22</u>	3.7	4.4	bPp	0.830		D: -9.5	-7.9	-6.8	-7.2	-8.2	-23.3		
											<u>5.76</u>							<u>21.60</u>		
40	47	2533598	KATKO Emma	USA	2000	32.06	6.38	3.7	4.1	TS	0.630		B: 14.4	14.7	14.1	14.1	14.0	42.6	31.45	
							<u>6.38</u>	6.2	6.1	bT	0.800		D: -9.9	-8.1	-9.0	-7.8	-7.6	-24.9		
											<u>7.37</u>							<u>17.70</u>		



**Live Scoring:**  
Moguls = [www.live.scoring.at/usmo](http://www.live.scoring.at/usmo)  
Dual Moguls = [www.livescoring.at/usdm](http://www.livescoring.at/usdm)





## US FREESTYLE SELECTIONS - MOGULS QUALIFICATION RUN 1 RESULTS

Ladies' Moguls  
WINTER PARK RESORT (USA)

MON 18 DEC 2017 Start Time: 08:50

# MO

Number of Competitors: 54 Number of NSAs: 4

Rank	Bib	FIS Code	Name	NSA	YB	Time		Air					Turns						Run Score	Tie		
						Seconds	Time Points	J6	J7	Jump	DD	Total	B	D	J1	J2	J3	J4			J5	Total
41	32	2534113	ROBINSON Sofia	USA	2001	30.02	9.02	2.0	2.3	3	0.800		B:	14.9	14.3	13.7	14.0	14.9	43.8	31.32		
								6.2	5.5	TS	0.630		D:	-9.5	-8.2	-9.2	-12.2	-8.0	-26.9			
							<u>9.02</u>				<u>5.40</u>								<u>16.90</u>			
42	155	2534570	SCHWENDINGER Julia	AUT	2001	37.48	0.00	6.0	5.8	S	0.510		B:	11.0	10.7	10.7	10.5	10.9	32.3	28.62		
								4.3	4.5	bT	0.800		D:	-2.6	-3.3	-4.1	-2.8	-5.0	-10.2			
							<u>0.00</u>				<u>6.52</u>								<u>22.10</u>			
43	46	2532684	IDZOREK Mia	USA	2000	35.16	2.35	4.2	3.6	S	0.510		B:	13.0	12.6	13.9	13.2	13.1	39.3	20.39		
								0.6	0.8	bT	0.800		D:	-9.4	-7.2	-8.0	-8.6	-6.6	-23.8			
							<u>2.35</u>				<u>2.54</u>								<u>15.50</u>			
44	27	2534098	GETZ Taylor	USA	2001	32.78	5.44	4.0	4.1	3	0.800		B:	12.9	13.2	13.8	12.0	13.0	39.1	16.68		
								0.0	0.0		0.000		D:	-12.0	-10.2	-9.8	-11.1	-9.6	-31.1			
							<u>5.44</u>				<u>3.24</u>								<u>8.00</u>			
45	40	2533406	WHITTIER Anna	USA	2000	48.04	0.00	3.7	4.2	S	0.510		B:	13.3	14.2	13.0	13.5	13.7	40.5	13.81		
								0.0	0.0		0.000		D:	-9.6	-9.9	-9.8	-9.3	-9.4	-28.7			
							<u>0.00</u>				<u>2.01</u>								<u>11.80</u>			
46	153	2534514	NICOLAOU Chloe	USA	2001	31.93	6.54	2.6	3.4	3	0.800		B:	12.9	12.7	12.0	12.0	12.8	37.5	13.02		
								4.3	4.4	bT	0.800		D:	-12.6	-12.6	-11.0	-11.7	-12.7	-36.9			
							<u>6.54</u>				<u>5.88</u>								<u>0.60</u>			
47	65	2534251	HOGG Kasey	USA	2003	32.81	5.40	1.6	0.9	3	0.800		B:	10.9	10.6	13.1	13.7	14.9	37.7	10.22		
								4.6	4.0	bL	0.820		D:	-15.6	-10.5	-13.0	-13.6	-13.6	-40.2			
							<u>5.40</u>				<u>4.52</u>								<u>0.30</u>			
48	45	2534147	REGAN Sydney	USA	2002	36.85	0.16	3.1	4.0	3	0.800		B:	11.7	10.9	12.1	12.2	12.5	36.0	10.10		
								0.0	0.0		0.000		D:	-11.2	-9.9	-9.6	-9.4	-9.4	-28.9			
							<u>0.16</u>				<u>2.84</u>								<u>7.10</u>			
49	22	2532720	WARE Tori	USA	2000	41.62	0.00	4.6	5.1	3	0.800		B:	14.5	14.7	13.2	13.2	13.5	41.2	4.18		
								0.0	0.0		0.000		D:	-14.4	-14.6	-13.1	-13.4	-18.4	-42.1			
							<u>0.00</u>				<u>3.88</u>								<u>0.30</u>			
	8	2531373	SOAR Hannah	USA	1999																DNF	
	19	2531871	SHAFFER Lulu	USA	1999																	DNF
	50	2534135	TAM Michelle	USA	2002																	DNF
	66	2534186	MACUGA Aili	USA	2003																	DNF
	70	2534466	STOTTS Erin	USA	2003																	DNF


### Conditions on Course

Weather: Temperature: 0°C / 32°F Snow Condition: Snow Temperature: 0°C / 32°F



Live Scoring:  
Moguls = [www.live.scoring.at/usmo](http://www.live.scoring.at/usmo)  
Dual Moguls = [www.livescoring.at/usdm](http://www.livescoring.at/usdm)





WINTER PARK



# US FREESTYLE SELECTIONS - MOGULS QUALIFICATION RUN 1 RESULTS

## Ladies' Moguls

WINTER PARK RESORT (USA)

MON 18 DEC 2017 Start Time: 08:50

# MO

Number of Competitors: 54 Number of NSAs: 4

Rank	Bib	FIS Code	Name	NSA	YB	Time		Air					Turns							Run Score	Tie
						Seconds	Time Points	J6	J7	Jump	DD	Total	B	D	J1	J2	J3	J4	J5		

### NOTE

Turns score are made of the base score (B) and deductions (D) with the highest and lowest judges' scores being discarded.  
Time points + Air Total + Turns Total = Score.

### Legend:

<b>B</b>	Base Score	<b>D</b>	Deductions	<b>DD</b>	Degree of Difficulty	<b>DNF</b>	Did Not Finish
<b>J</b>	Judge	<b>Q</b>	Qualified	<b>Tie</b>	Tie-break points	<b>YB</b>	Year of Birth



Live Scoring:  
Moguls = [www.live.scoring.at/usmo](http://www.live.scoring.at/usmo)  
Dual Moguls = [www.livescoring.at/usdm](http://www.livescoring.at/usdm)

