

US FREESTYLE SELECTIONS - MOGULS QUALIFICATION RUN 1 RESULTS

Men's Moguls

WINTER PARK RESORT (USA)

MON 18 DEC 2017 Start Time: 11:15

MO

Jury			Course Data		
Chief Of Competition	ROTERMUND, Konrad	USA	Course Name	AMBUSH	
Technical Delegate	MATTHEWS, Craig	USA	Length	217m	
Head Judge	HENDRY, Jim	USA	Course / Gate Width	18.0m / 13.0m	
Officials			Gradient	25°	
Chief of Course	CAHALANE, Craig	USA	Pace Time	21.06	
Chief of Build	STUDER, Dan	USA	Homologation Number	Jury	
Air Development	SEEMANN, Chris	USA	Judges		
Chief of Timing	CARLBERG, Brian	USA	Judge 1 (Turns)	LIVISSIANOS, Paul	AUS
Operations	FRIES, Bob	USA	Judge 2 (Turns)	KNAYAZEVA, Polina	USA
			Judge 3 (Turns)	ELLIS Christopher	USA
			Judge 4 (Turns)	HOMA, Karen	USA
			Judge 5 (Turns)	WEIR, Jack	USA
			Judge 6 (Air)	BATES, James	USA
			Judge 7 (Air)	LOUNSBURY, Scott	USA


Number of Competitors: 62 Number of NSAs: 5

Rank	Bib	FIS Code	Name	NSA	YB	Time		Air				Turns						Run Score	Tie	
						Seconds	Time Points	J6	J7	Jump	DD	Total	B D	J1	J2	J3	J4			J5
1	8	2529383	ANDRINGA Casey	USA	1995	22.73	13.46	8.2	8.2	bF	0.830		B: 18.5	18.5	19.0	19.0	18.0	56.5	81.99	Q
								8.8	8.5	7opA	0.860		D: -1.0	-0.7	-0.9	-0.6	-0.2	-2.2		
							13.46											54.30		
2	2	2527085	WALCZYK Dylan	USA	1993	23.55	12.21	6.8	7.8	7opA	0.860		B: 18.0	18.0	18.1	17.9	18.7	54.1	80.49	Q
								8.3	8.6	10opA	1.020		D: -0.6	-0.2	-0.2	-0.3	-0.1	-0.7		
							12.21											53.40		
3	6	2529538	KARIOTIS Jack	USA	1997	23.63	12.09	7.1	7.8	10opA	1.020		B: 17.1	17.3	17.1	16.8	18.4	51.5	77.77	Q
								8.3	8.2	7opA	0.860		D: -0.4	-0.2	-0.2	-0.1	-0.0	-0.5		
							12.09											51.00		
4	4	2529400	BAILEY Hunter	USA	1996	22.46	13.87	6.7	7.5	7opA	0.860		B: 18.5	17.7	17.9	17.2	16.8	52.8	76.69	Q
								5.7	5.2	bPG	0.830		D: -0.0	-0.4	-0.2	-0.2	-0.2	-0.6		
							13.87											52.20		
5	35	2534140	WENDLER Landon	USA	2000	22.81	13.34	6.3	5.4	bPp	0.730		B: 16.4	16.3	17.7	17.5	16.9	50.8	74.16	Q
								7.1	7.0	7opA	0.860		D: -0.0	-0.2	-0.2	-0.1	-0.0	-0.3		
							13.34											50.50		
6	28	2533462	PAGE Nick	USA	2002	24.51	10.75	9.1	8.3	bPp	0.730		B: 17.0	16.7	14.8	16.0	16.8	49.5	74.05	Q
								8.4	8.6	7opA	0.960		D: -0.2	-0.5	-1.0	-0.0	-0.0	-0.7		
							10.75											48.80		
7	21	2532713	LEWIS Alex	USA	1999	23.54	12.23	7.5	7.7	bF	0.830		B: 15.0	14.8	16.9	16.8	16.4	48.2	73.18	Q
								8.9	8.9	7opA	0.860		D: -0.4	-0.2	-0.4	-0.4	-0.4	-1.2		
							12.23											47.00		
8	12	2533097	HEIMS Kalman	USA	2000	22.69	13.52	7.2	8.0	bF	0.830		B: 15.5	15.4	15.8	15.9	16.9	47.2	72.69	Q
								9.3	9.5	bL	0.720		D: -0.2	-1.0	-0.8	-0.1	-0.0	-1.1		
							13.52											46.10		
9	15	2529023	NORRIS Trevor	USA	1995	24.72	10.43	6.2	6.4	bF	0.830		B: 15.0	16.8	16.8	17.0	16.8	50.4	72.61	Q
								8.6	8.3	IG	0.860		D: -0.2	-0.7	-0.4	-0.1	-0.1	-0.7		
							10.43											49.70		
10	14	2529280	REILLY Trevor	USA	1996	23.84	11.77	6.7	7.0	bF	0.830		B: 16.3	16.5	15.6	15.7	15.5	47.6	71.34	Q
								7.4	6.9	10opA	1.020		D: -1.0	-0.4	-0.2	-0.4	-0.2	-1.0		
							11.77											46.60		



Live Scoring:
Moguls = www.live.scoring.at/usmo
Dual Moguls = www.livescoring.at/usdm





US FREESTYLE SELECTIONS - MOGULS QUALIFICATION RUN 1 RESULTS

Men's Moguls
WINTER PARK RESORT (USA)

MON 18 DEC 2017 Start Time: 11:15

MO


Number of Competitors: 62 Number of NSAs: 5

Rank	Bib	FIS Code	Name	NSA	YB	Time		Air				Turns						Run Score	Tie
						Seconds	Time Points	J6	J7	Jump	DD	Total	B	D	J1	J2	J3		
11	34	2533390	BEAUREGARD Ian	USA	1999	22.95	13.12	9.0	9.4	3	0.700	B: 16.8	16.8	16.6	14.9	15.9	49.3	70.33	Q
								9.2	8.8	bL	0.720	D: -1.2	-2.4	-2.0	-0.8	-1.8	-5.0		
							13.12										44.30		
12	18	2531964	LYLE Tanner	USA	1999	22.93	13.15	8.4	8.4	bPp	0.730	B: 16.8	17.6	16.9	16.9	17.3	51.1	70.06	Q
								6.3	6.0	7opA	0.860	D: -4.5	-2.6	-2.2	-1.8	-1.6	-5.6		
							13.15										45.50		
13	26	2532046	MATSUMOTO Benjamin	AUS	2000	24.43	10.87	8.3	8.4	bF	0.830	B: 16.4	15.0	16.3	15.8	16.9	48.5	69.12	Q
								6.4	6.0	7opA	0.860	D: -0.8	-0.8	-0.9	-0.9	-0.6	-2.5		
							10.87										46.00		
14	17	2533393	ANTKIEWICZ Wyatt	USA	2000	24.38	10.95	8.7	8.8	bPp	0.730	B: 14.7	15.0	14.7	15.4	15.4	45.1	68.06	Q
								7.4	7.1	7opA	0.860	D: -0.3	-0.2	-0.2	-0.4	-0.2	-0.6		
							10.95										44.50		
15	48	2532714	LEIGH Brook	USA	1999	24.00	11.53	6.3	6.6	bF	0.830	B: 15.0	14.9	15.9	16.2	15.9	46.8	67.53	Q
								7.0	7.1	7opA	0.860	D: -0.6	-1.0	-0.8	-0.6	-0.8	-2.2		
							11.53										44.60		
16	9	2527071	DYER Ryan	USA	1991	24.26	11.13	6.7	6.4	bF	0.830	B: 16.0	15.2	16.3	16.0	16.9	48.3	65.82	Q
								5.6	5.0	7opA	0.860	D: -1.9	-1.2	-1.0	-0.8	-1.4	-3.6		
							11.13										44.70		
17	22	2530512	TOPALOVIC Ethan	AUS	1999	26.68	7.46	7.2	7.1	bT	0.700	B: 15.0	14.4	16.5	15.8	15.9	46.7	63.26	
								5.6	5.1	7opA	0.860	D: -0.2	-0.0	-0.2	-0.1	-0.9	-0.5		
							7.46										46.20		
18	24	2533498	LESEUR John	BER	2002	27.71	5.89	8.8	9.0	bL	0.720	B: 14.7	14.8	15.9	15.7	16.3	46.4	62.65	
								7.6	7.2	7opA	0.860	D: -0.8	-0.8	-1.4	-0.8	-0.4	-2.4		
							5.89										44.00		
19	39	2534107	STIEFEL Adam	USA	2001	23.05	12.97	5.0	4.9	7opA	0.860	B: 13.9	15.4	15.0	15.0	15.3	45.3	61.91	
								4.2	3.0	bL	0.720	D: -2.7	-0.9	-1.3	-1.0	-0.8	-3.2		
							12.97										42.10		
20	20	2529732	MARTIN William	AUS	1996	26.05	8.41	5.2	4.8	bF	0.830	B: 15.7	15.3	15.6	15.4	14.9	46.3	61.61	
								6.2	5.8	7opA	0.860	D: -0.9	-1.2	-0.8	-0.7	-0.4	-2.4		
							8.41										43.90		
21	73	2534090	ALLEN Chase	USA	2001	25.91	8.63	6.4	6.1	bF	0.830	B: 15.0	14.9	14.6	14.5	13.8	44.0	61.00	
								7.2	7.3	bPp	0.730	D: -1.2	-0.7	-0.6	-0.2	-0.8	-2.1		
							8.63										41.90		
22	30	2532901	OLSON Stewart	USA	2000	23.19	12.76	0.0	0.0		0.000	B: 15.1	14.9	14.8	15.1	15.9	45.1	60.89	
								5.7	5.9	bPp	0.730	D: -0.5	-0.3	-0.6	-0.4	-0.2	-1.2		
							12.76										43.90		
23	64	2534089	MARCELLINI Dylan	USA	2002	24.71	10.45	6.3	6.2	bPp	0.730	B: 13.8	13.4	15.0	14.8	14.6	43.2	60.75	
								7.3	7.0	7opA	0.860	D: -2.9	-0.8	-1.6	-1.0	-1.0	-3.6		
							10.45										39.60		
24	38	2531941	KIRK Phillip	USA	1998	24.94	10.10	4.2	3.3	7opA	0.860	B: 14.5	14.4	13.8	13.5	14.6	42.7	59.02	
								7.6	7.7	bL	0.720	D: -0.9	-1.2	-0.8	-0.7	-0.8	-2.5		
							10.10										40.20		
25	54	2533408	KUST Edwin	USA	2000	25.90	8.64	4.9	5.3	bL	0.720	B: 12.0	14.6	14.6	14.5	15.3	43.7	58.03	
								5.4	6.2	l	0.730	D: -1.0	-1.6	-0.6	-0.6	-0.6	-2.2		
							8.64										41.50		



Live Scoring:
Moguls = www.live.scoring.at/usmo
Dual Moguls = www.livescoring.at/usdm





US FREESTYLE SELECTIONS - MOGULS QUALIFICATION RUN 1 RESULTS

Men's Moguls
WINTER PARK RESORT (USA)

MON 18 DEC 2017 Start Time: 11:15

MO


Number of Competitors: 62 Number of NSAs: 5

Rank	Bib	FIS Code	Name	NSA	YB	Time		Air					Turns							Run Score	Tie
						Seconds	Time Points	J6	J7	Jump	DD	Total	B	D	J1	J2	J3	J4	J5		
26	33	2531963	BALDWIN Phillip	USA	1999	24.30	11.07	8.2	7.6	bPp	0.730		B:	14.0	13.4	14.8	13.2	14.9	42.2	57.62	
								6.4	6.1	7oGA	0.960		D:	-2.8	-2.4	-2.4	-2.6	-4.6	-7.4		
							11.07												34.80		
27	42	2532782	van DONGEN Tom	AUS	2000	28.33	4.95	4.3	4.0	bF	0.830		B:	15.6	15.7	16.3	16.0	14.9	47.3	57.44	
								4.0	3.8	7opA	0.860		D:	-0.6	-0.8	-0.3	-0.6	-0.4	-1.6		
							4.95												45.70		
28	41	2533395	RIZZO Luke	USA	2001	25.48	9.28	7.2	7.0	3oGB	0.940		B:	12.5	13.6	13.6	12.4	13.9	39.7	56.55	
								6.0	5.4	7opA	0.860		D:	-1.2	-1.7	-1.6	-1.9	-1.2	-4.0		
							9.28												35.70		
29	74	2534139	SHAMBELAN C.J.	USA	1999	22.95	13.12	6.6	7.0	bT	0.700		B:	12.8	13.0	13.8	13.5	14.9	40.3	55.44	
								3.6	4.0	7opA	0.860		D:	-1.6	-2.2	-1.6	-1.8	-2.2	-6.0		
							13.12												34.30		
30	70	2534100	NICKEL Benjamin	USA	2002	29.19	3.64	5.6	6.0	bPp	0.730		B:	14.4	14.8	15.5	14.5	15.0	44.3	55.07	
								6.2	5.9	7opA	0.860		D:	-0.8	-0.9	-0.4	-1.0	-0.6	-2.3		
							3.64												42.00		
31	62	2532725	LEE Aaron	USA	1998	25.53	9.20	5.7	5.7	bPp	0.730		B:	14.0	13.6	14.0	13.7	14.3	41.7	54.43	
								3.8	3.6	7opA	0.860		D:	-1.3	-1.3	-1.9	-1.2	-1.2	-3.8		
							9.20												37.90		
32	77	2534508	SMITH Oliver	USA	2003	25.10	9.86	7.7	8.0	bPp	0.730		B:	12.9	13.2	12.8	12.7	12.9	38.6	54.08	
								2.7	3.1	7opA	0.860		D:	-0.8	-0.7	-1.0	-1.3	-0.8	-2.6		
							9.86												36.00		
33	36	2534108	GOLDY Peter	USA	2001	28.09	5.31	5.6	6.2	3	0.700		B:	13.9	14.2	15.4	15.0	13.4	43.1	53.46	
								7.3	7.3	bPp	0.730		D:	-1.7	-1.4	-0.6	-1.4	-1.6	-4.4		
							5.31												38.70		
34	29	2533405	BELSKY Spencer	USA	1999	23.66	12.04	8.7	9.1	bPp	0.730		B:	12.9	13.4	13.9	13.5	14.6	40.8	53.45	
								7.2	6.6	7oA	0.830		D:	-3.6	-3.6	-4.4	-4.0	-4.0	-11.6		
							12.04												29.20		
35	25	2531946	CRUZ Hunter	USA	1998	27.38	6.39	6.9	7.3	3	0.700		B:	13.7	14.8	14.6	12.8	13.8	42.1	52.20	
								7.1	7.0	bPp	0.730		D:	-1.8	-1.7	-2.2	-2.4	-2.8	-6.4		
							6.39												35.70		
36	84	2533776	CAYOLLE Tristan	USA	2002	27.10	6.82	4.2	4.2	3	0.700		B:	14.2	14.0	14.0	13.5	13.9	41.9	51.95	
								5.0	4.4	bT	0.700		D:	-1.0	-1.0	-1.0	-1.7	-1.0	-3.0		
							6.82												38.90		
37	31	2531425	KIM Hee-Jun	KOR	1999	28.36	4.90	4.6	3.9	7opA	0.860		B:	12.9	13.4	13.4	13.3	13.6	40.1	50.72	
								6.0	5.7	bPp	0.730		D:	-1.1	-0.6	-0.4	-1.0	-0.6	-2.2		
							4.90												37.90		
38	65	2533234	KOSINSKI Henry	USA	2001	24.32	11.04	5.2	4.9	bF	0.830		B:	13.6	14.3	13.3	13.4	13.9	40.8	48.99	
								5.9	6.3	bT	0.700		D:	-3.9	-5.4	-3.6	-2.8	-3.8	-11.3		
							11.04												29.50		
39	79	2534511	McDONALD Cole	USA	2003	23.01	13.03	6.0	6.1	7opA	0.860		B:	12.9	10.9	10.6	10.7	11.8	33.1	47.51	
								5.6	4.5	bPG	0.830		D:	-1.9	-1.5	-3.7	-2.4	-5.6	-8.0		
							13.03												25.10		
40	76	2532919	TIKTINSKY Peter	USA	1998	25.44	9.34	9.3	9.1	bL	0.720		B:	15.0	15.9	14.6	14.0	15.3	44.9	46.56	
								2.7	3.0	7p	0.880		D:	-5.6	-4.7	-5.6	-6.0	-5.6	-16.8		
							9.34												28.10		



Live Scoring:
Moguls = www.live.scoring.at/usmo
Dual Moguls = www.livescoring.at/usdm





US FREESTYLE SELECTIONS - MOGULS QUALIFICATION RUN 1 RESULTS

Men's Moguls
WINTER PARK RESORT (USA)

MON 18 DEC 2017 Start Time: 11:15

MO

Number of Competitors: 62 Number of NSAs: 5

Rank	Bib	FIS Code	Name	NSA	YB	Time		Air				Turns						Run Score	Tie	
						Seconds	Time Points	J6	J7	Jump	DD	Total	B	D	J1	J2	J3			J4
41	52	2534117	SKIDMORE Renner	USA	2002	27.57	6.10	7.0	7.2	bPp	0.730		B: 13.9	14.8	14.3	13.9	14.0	42.2	44.30	
							<u>6.10</u>	4.3	3.9	7opA	0.860		D: -5.3	-3.5	-4.0	-3.9	-5.2	-12.7		
											<u>8.70</u>							<u>29.50</u>		
42	81	2534097	CAPLAN Nathan	USA	2001	25.57	9.14	6.0	5.3	7oA	0.830		B: 14.1	14.7	12.1	12.9	12.4	38.6	36.24	
							<u>9.14</u>	5.2	5.0	bPp	0.730		D: -6.6	-6.7	-4.9	-6.8	-6.6	-19.9		
											<u>8.40</u>							<u>18.70</u>		
43	78	2534138	COPE Ezra	USA	2000	26.13	8.29	6.4	7.0	bPp	0.730		B: 14.0	12.0	13.0	13.9	11.9	36.9	30.90	
							<u>8.29</u>	4.3	4.6	7opA	0.860		D: -10.0	-6.9	-7.3	-8.7	-7.0	-23.0		
											<u>8.71</u>							<u>13.90</u>		
44	45	2532806	SCHUNK Harrison	USA	1999	25.72	8.91	3.3	3.9	bF	0.830		B: 12.7	12.0	12.6	12.2	11.8	36.8	29.18	
							<u>8.91</u>	4.0	4.3	TS	0.530		D: -7.8	-5.9	-6.5	-7.4	-8.6	-21.7		
											<u>5.17</u>							<u>15.10</u>		
45	72	2532035	STEVENS Thomas	USA	1999	27.72	5.88	8.3	8.6	7opA	0.860		B: 11.8	10.9	13.2	10.1	11.8	34.5	27.13	
							<u>5.88</u>	4.8	4.5	bPp	0.730		D: -6.5	-9.0	-5.6	-10.0	-8.4	-23.9		
											<u>10.65</u>							<u>10.60</u>		
46	61	2534096	WARD Cole	USA	2002	31.06	0.80	7.7	8.4	bL	0.720		B: 12.0	11.7	14.1	13.0	13.4	38.4	27.09	
							<u>0.80</u>	6.2	5.9	7opA	0.860		D: -8.9	-6.7	-7.6	-7.0	-8.5	-23.1		
											<u>10.99</u>							<u>15.30</u>		
47	85	2533834	BOWLING Jackson	USA	2001	27.11	6.80	4.5	4.7	bPp	0.730		B: 13.9	13.8	12.6	12.0	14.7	38.4	25.83	
							<u>6.80</u>	2.0	2.8	D	0.410		D: -7.5	-8.2	-6.8	-9.4	-8.0	-23.7		
											<u>4.33</u>							<u>14.70</u>		
48	80	2534555	CRONE James	USA	2000	27.34	6.45	3.6	4.0	TS	0.530		B: 12.0	14.0	13.6	13.0	14.7	38.6	25.13	
							<u>6.45</u>	4.2	4.5	bPp	0.730		D: -8.4	-8.6	-9.4	-7.6	-8.1	-25.1		
											<u>5.18</u>							<u>13.50</u>		
49	32	2532834	CYKER Leo	USA	1999	26.92	7.09	7.2	6.8	bF	0.830		B: 12.0	13.2	14.7	13.0	14.4	40.6	23.39	
							<u>7.09</u>	0.0	0.0		0.000		D: -9.0	-10.1	-11.0	-11.6	-9.0	-30.1		
											<u>5.80</u>							<u>10.50</u>		
50	50	2534094	BARNDT Karsten	USA	2000	25.06	9.92	3.6	3.1	bF	0.830		B: 10.0	12.9	13.0	12.5	11.9	37.3	21.79	
							<u>9.92</u>	0.0	0.0		0.000		D: -9.2	-10.2	-8.8	-11.0	-8.2	-28.2		
											<u>2.77</u>							<u>9.10</u>		
51	51	2533815	MURPHY Tanner	USA	2000	61.91	0.00	6.1	6.0	7opA	0.860		B: 14.0	14.5	14.5	13.2	13.9	42.4	21.00	
							<u>0.00</u>	2.2	1.7	bL	0.720		D: -10.0	-9.6	-9.9	-9.4	-9.0	-28.0		
											<u>6.60</u>							<u>14.40</u>		
52	49	2533801	WADDLE Drew	USA	2002	29.38	3.35	6.0	6.0	3	0.700		B: 12.1	13.0	11.7	11.5	12.0	35.8	19.09	
							<u>3.35</u>	6.2	6.7	T	0.380		D: -9.6	-8.7	-6.6	-8.4	-10.0	-26.7		
											<u>6.64</u>							<u>9.10</u>		
53	63	2534116	CROCKETT Jackson	USA	2002	32.47	0.00	5.6	5.8	bT	0.700		B: 11.2	11.7	12.5	10.1	10.0	33.0	6.36	
							<u>0.00</u>	2.4	2.6	bF	0.830		D: -15.8	-12.8	-7.2	-10.0	-9.9	-32.7		
											<u>6.06</u>							<u>0.30</u>		
54	19	2531961	ROBINSON Cameron	USA	1999	50.91	0.00	0.0	0.0		0.000		B: 4.1	9.2	8.6	9.9	5.0	17.7	1.38	
							<u>0.00</u>	2.3	3.0	S	0.410		D: -4.0	-9.1	-8.5	-8.6	-4.9	-17.4		
											<u>1.08</u>							<u>0.30</u>		



Live Scoring:
Moguls = www.live.scoring.at/usmo
Dual Moguls = www.livescoring.at/usdm



