

ENTRY LIST BY NSA 3RD TRAINING

Number of Competitors: 49 Number of NSA: 19

NSA	FIS Code	Name	Date of Birth	FIS Points (5th of February 2019 - List 13)					AC
				DH	SL	GS	SG		
AUS (1)	45331	SMALL Greta	16.10.1995	37.12 (110)	35.13 (394)	29.60 (375)	42.57 (238)	69.68 (181)	
AUT (7)	56258	AGER Christina	11.11.1995	21.22 (56)	51.33 (766)	32.97 (440)	9.67 (38)	5.86 (27)	
	56392	GRITSCH Franziska	15.03.1997	30.27 (91)	9.94 (59)	7.68 (43)	10.67 (41)	25.03 (48)	
	56174	HAASER Ricarda	10.09.1993	5.82 (24)	12.68 (87)	4.73 (11)	8.83 (37)	5.16 (16)	
	55970	SCHMIDHOFER Nicole	15.03.1989	0.08 (2)	999.00(3822)	100.89(2102)	1.80 (2)	627.62(1121)	
	56087	SIEBENHOFER Ramona	29.07.1991	0.73 (3)	83.70(1606)	33.96 (461)	5.04 (20)	3.49 (6)	
	56088	TIPPLER Tamara	09.04.1991	5.70 (23)	542.91(3771)	115.92(2338)	4.64 (16)	235.31 (803)	
	56177	VENIER Stephanie	19.12.1993	1.46 (4)	124.86(2380)	118.79(2374)	4.33 (14)	44.20 (95)	
CAN (2)	105269	GAGNON Marie-Michele	25.04.1989	28.23 (82)	9.18 (50)	5.59 (21)	5.70 (28)	4.39 (12)	
	107583	REMME Roni	14.02.1996	33.40 (101)	5.76 (19)	19.73 (197)	15.88 (58)	48.44 (105)	
CZE (2)	155763	LEDECKA Ester	23.03.1995	5.31 (20)	26.55 (265)	18.03 (170)	5.59 (27)	44.00 (94)	
	155699	PAULATHOVA Katerina	23.07.1993	60.67 (215)	45.85 (628)	15.58 (127)	24.25 (104)	57.49 (130)	
FRA (3)	196726	BARTHET Anne-Sophie	23.02.1988	39.97 (121)	16.73 (132)	55.62(1030)	28.66 (141)	5.57 (22)	
	197383	GAUTHIER Tiffany	02.12.1993	20.41 (55)	123.92(2360)	28.38 (351)	5.99 (30)	104.49 (336)	
	197497	MIRADOLI Romane	10.03.1994	5.16 (19)	25.84 (249)	20.75 (215)	5.14 (22)	5.89 (28)	
GER (4)	206652	PFISTER Meike	06.02.1996	24.96 (66)	106.73(2089)	14.77 (114)	18.00 (65)	47.39 (101)	
	205218	REBENSBURG Viktoria	04.10.1989	4.13 (12)	572.67(3777)	1.83 (3)	3.48 (8)	180.09 (667)	
	206668	WEIDLE Kira	24.02.1996	2.48 (7)	219.63(3289)	31.15 (399)	19.97 (82)	48.75 (107)	
	206460	WENIG Michaela	14.06.1992	5.86 (26)	122.85(2339)	24.49 (265)	15.04 (52)	40.83 (81)	
ITA (6)	299276	BASSINO Marta	27.02.1996	26.89 (73)	56.61 (895)	4.18 (9)	13.68 (48)	3.08 (4)	
	297601	BRIGNONE Federica	14.07.1990	5.86 (26)	28.74 (304)	2.28 (4)	3.38 (7)	2.50 (3)	
	299466	DELAGO Nicol	05.01.1996	4.31 (14)	63.07(1046)	47.02 (817)	6.04 (33)	5.83 (26)	
	296729	FANCHINI Nadia	25.06.1986	4.27 (13)	198.99(3171)	16.98 (156)	5.19 (24)	973.50(1167)	
	298323	GOGGIA Sofia	15.11.1992	2.10 (5)	94.31(1832)	5.94 (27)	3.72 (10)	5.70 (24)	
	297702	MARSAGLIA Francesca	27.01.1990	16.70 (43)	153.48(2771)	8.60 (53)	5.07 (21)	33.02 (62)	
LIE (1)	355050	WEIRATHER Tina	24.05.1989	2.86 (9)	491.18(3758)	22.96 (247)	0.00 (1)	66.23 (162)	
MON (1)	375018	COLETTI Alexandra	08.08.1983	38.55 (114)	999.00(3822)	183.32(3088)	46.33 (272)	86.57 (253)	
NOR (2)	426257	LIE Kajsa Vickhoff	20.06.1998	22.77 (59)	19.95 (165)	22.82 (242)	5.78 (29)	5.99 (30)	
	425929	MOWINCKEL Ragnhild	12.09.1992	4.48 (16)	81.26(1550)	2.40 (5)	1.91 (4)	3.84 (8)	
POL (1)	435334	GASIENICA-DANIEL Maryna	19.02.1994	52.17 (169)	38.90 (477)	6.00 (31)	22.83 (97)	42.43 (88)	
ROU (1)	465098	CAILL Ania Monica	24.10.1995	59.45 (210)	205.97(3214)	58.73(1129)	42.61 (239)	209.42 (737)	

Åre (SWE)


Ladies' Downhill

ENTRY LIST BY NSA 3RD TRAINING

Number of Competitors: 49 Number of NSA: 19

NSA	FIS Code	Name	Date of Birth	FIS Points (5th of February 2019 - List 13)					
				DH	SL	GS	SG	AC	
RUS (2)	485941	PLESHKOVA Iulija	17.05.1997	30.79 (93)	60.78 (994)	27.63 (332)	21.66 (92)	61.98 (146)	
	485749	PROKOPYEVA Aleksandra	24.07.1994	28.33 (83)	41.20 (528)	12.85 (89)	23.42 (100)	48.42 (104)	
SLO (2)	565320	FERK Marusa	27.09.1988	39.90 (120)	5.99 (30)	19.52 (193)	27.09 (125)	5.38 (19)	
	565360	STUHEC Ilka	26.10.1990	0.00 (1)	17.64 (142)	19.02 (183)	2.72 (6)	3.49 (6)	
SRB (1)	315187	IGNJATOVIC Nevena	28.12.1990	36.07 (109)	14.61 (107)	6.00 (31)	25.21 (112)	4.39 (12)	
SUI (5)	516248	FLURY Jasmine	16.09.1993	4.75 (18)	300.95(3568)	36.35 (535)	4.30 (13)	109.83 (358)	
	516138	GUT-BEHRAMI Lara	27.04.1991	4.64 (17)	70.50(1239)	5.64 (23)	1.83 (3)	35.18 (67)	
	516185	HAEHLEN Joana	23.01.1992	5.61 (22)	242.00(3409)	57.05(1078)	4.63 (15)	69.90 (182)	
	516280	HOLDENER Wendy	12.05.1993	24.28 (63)	2.68 (3)	3.78 (8)	5.43 (25)	0.00 (1)	
	516319	SUTER Corinne	28.09.1994	3.62 (11)	320.67(3625)	35.39 (499)	4.95 (18)	45.83 (99)	
SVK (1)	705423	VLHOVA Petra	13.06.1995	28.56 (85)	1.56 (2)	2.75 (6)	28.31 (135)	3.36 (5)	
SWE (4)	506933	DANNEWITZ Ida	27.03.1999	52.82 (172)	16.21 (125)	31.76 (414)	33.26 (165)	30.91 (56)	
	506701	HOERNBLAD Lisa	06.03.1996	21.86 (57)	28.24 (290)	15.30 (122)	11.05 (42)	18.75 (39)	
	506718	IVARSSON Lin	08.01.1996	24.64 (64)	97.80(1906)	30.77 (395)	25.26 (114)	63.12 (149)	
	506584	RAPAPORT Helena	26.08.1994	43.40 (141)	47.43 (660)	29.70 (377)	28.34 (136)	60.69 (141)	
USA (3)	6535600	MERRYWEATHER Alice	05.10.1996	19.56 (52)	70.33(1228)	24.30 (263)	24.26 (105)	45.58 (98)	
	538573	ROSS Laurene	17.08.1988	5.85 (25)	484.37(3755)	85.85(1787)	15.13 (53)	31.05 (57)	
	537544	VONN Lindsey	18.10.1984	2.94 (10)	84.23(1617)	14.76 (113)	5.18 (23)	5.13 (15)	

Legend:

AC	Alpine Combined	DH	Downhill	GS	Giant Slalom	SG	Super-G
SL	Slalom						





ARE 2019

FIS ALPINE WORLD SKI CHAMPIONSHIPS SWEDEN



SKISTAR FIS ALPINE WORLD SKI CHAMPIONSHIPS 2019



Åre (SWE)

Ladies' Downhill

DRAW LIST 3RD TRAINING

Number of Competitors: 49

Number of NSA: 19

Rank 120 in the FIS List: FERK Marusa

FIS Pts: 39.90

No	FIS Code	Name	NSA Code	WCSL DH	WCSL Overall	FIS DH
1	565360	STUHEC Ilka	SLO	456 (1)	867 (8)	0.00 (1)
2	55970	SCHMIDHOFER Nicole	AUT	451 (2)	815 (9)	0.08 (2)
3	56087	SIEBENHOFER Ramona	AUT	410 (3)	649 (13)	0.73 (3)
4	56177	VENIER Stephanie	AUT	364 (4)	552 (16)	1.46 (4)
5	298323	GOGGIA Sofia	ITA	324 (5)	683 (12)	2.10 (5)
6	206668	WEIDLE Kira	GER	300 (7)	318 (29)	2.48 (7)
7	355050	WEIRATHER Tina	LIE	276 (9)	733 (10)	2.86 (9)
8	537544	VONN Lindsey	USA	271 (10)	413 (20)	2.94 (10)
9	516319	SUTER Corinne	SUI	228 (11)	413 (20)	3.62 (11)
10	205218	REBENSBURG Viktoria	GER	196 (12)	936 (5)	4.13 (12)
11	296729	FANCHINI Nadia	ITA	187 (13)	337 (27)	4.27 (13)
12	299466	DELAGO Nicol	ITA	185 (14)	263 (34)	4.31 (14)
13	425929	MOWINCKEL Ragnhild	NOR	174 (16)	1045 (4)	4.48 (16)
14	516138	GUT-BEHRAMI Lara	SUI	164 (17)	620 (14)	4.64 (17)
15	516248	FLURY Jasmine	SUI	157 (18)	326 (28)	4.75 (18)
16	+500 297601	BRIGNONE Federica	ITA	87 (26)	909 (7)	5.86 (26)
17	197497	MIRADOLI Romane	FRA	131 (19)	292 (31)	5.16 (19)
18	155763	LEDECKA Ester	CZE	122 (20)	203 (41)	5.31 (20)
19	516185	HAEHLEN Joana	SUI	103 (22)	249 (37)	5.61 (22)
20	56088	TIPPLER Tamara	AUT	97 (23)	266 (33)	5.70 (23)
21	56174	HAASER Ricarda	AUT	90 (24)	348 (26)	5.82 (24)
22	538573	ROSS Laurene	USA	88 (25)	139 (53)	5.85 (25)
23	206460	WENIG Michaela	GER	87 (26)	103 (63)	5.86 (26)
24	297702	MARSAGLIA Francesca	ITA	74 (31)	273 (32)	16.70 (43)
25	197383	GAUTHIER Tiffany	FRA	68 (33)	120 (59)	20.41 (55)
26	6535600	MERRYWEATHER Alice	USA	60 (34)	80 (76)	19.56 (52)
27	56258	AGER Christina	AUT	54 (37)	125 (56)	21.22 (56)
28	506701	HOERNBLAD Lisa	SWE	35 (41)	97 (69)	21.86 (57)
29	299276	BASSINO Marta	ITA	25 (45)	427 (18)	26.89 (73)
30	426257	LIE Kajsas Vickhoff	NOR	19 (48)	140 (52)	22.77 (59)
31	+500 516280	HOLDENER Wendy	SUI	11 (52)	1144 (3)	24.28 (63)
32	+500 705423	VLHOVA Petra	SVK	-	1180 (2)	28.56 (85)
33	506718	IVARSSON Lin	SWE	-	-	24.64 (64)
34	206652	PFISTER Meike	GER	16 (50)	23 (116)	24.96 (66)
35	105269	GAGNON Marie-Michele	CAN	-	256 (35)	28.23 (82)
36	485749	PROKOPYEVA Aleksandra	RUS	-	-	28.33 (83)
37	56392	GRITSCH Franziska	AUT	-	22 (118)	30.27 (91)
38	485941	PLESHKOVA Iulija	RUS	-	-	30.79 (93)
39	107583	REMME Roni	CAN	5 (55)	98 (68)	33.40 (101)
40	315187	IGNJATOVIC Nevena	SRB	-	79 (78)	36.07 (109)
41	45331	SMALL Greta	AUS	-	-	37.12 (110)
42	375018	COLETTI Alexandra	MON	1 (61)	1 (160)	38.55 (114)
43	565320	FERK Marusa	SLO	-	99 (67)	39.90 (120)
44	196726	BARTHET Anne-Sophie	FRA	-	38 (99)	>39.97 (121)
45	506584	RAPAPORT Helena	SWE	-	-	>43.40 (141)



Åre (SWE)


Ladies' Downhill

DRAW LIST 3RD TRAINING

Number of Competitors: 49

Number of NSA: 19

Rank 120 in the FIS List: FERK Marusa

FIS Pts: 39.90

No	FIS Code	Name	NSA Code	WCSL DH	WCSL Overall	FIS DH
46	435334	GASIENICA-DANIEL Maryna	POL	-	26 (114)	>52.17 (169)
47	506933	DANNEWITZ Ida	SWE	-	-	>52.82 (172)
48	465098	CAILL Ania Monica	ROU	-	-	>59.45 (210)
49	155699	PAULATHOVA Katerina	CZE	-	8 (137)	>60.67 (215)

Legend:

+ 500 At least 500 points on WCSL-O after 15th place or after 30th place
> Greater than 120th rank in the FIS points list
No Control Number

FIS_DH FIS points for DH (13th FIS points list 2018/2019)

WCSL DH FIS World Cup Start List points for Downhill





ARE 2019

FIS ALPINE WORLD SKI CHAMPIONSHIPS SWEDEN

SKISTAR

SKISTAR FIS ALPINE WORLD SKI CHAMPIONSHIPS 2019

LONGINES

Åre (SWE)

Ladies' Downhill

THU 7 FEB 2019

Start Time : 10:30

START LIST 3RD TRAINING

Jury

FIS Technical Delegate	van SLYKE Paul	USA
Referee	SKAARDAL Atle	FIS
Assistant Referee	VULLIET Jean-Philippe	FIS
Chief of Race	FRANZ Toni	SWE
Start Referee	SCHWARTZ Sue	CAN
Finish Referee	KRYLENKO Inna	RUS

Technical Data



Course Name	WM STRECKE
Start Altitude	1060m
Finish Altitude	396m
Vertical Drop	664m
Course Length	2236m
Homologation Number	12548/11/17

Race Information

Course setter	VULLIET Jean-Philippe	FIS
Gates	36	
Start Time	10:30	

Number of Competitors: 49 Number of NSA: 19

Bib	FIS Code	Name	Year of Birth	NSA Code	Time	Ski
1	56087	SIEBENHOFER Ramona	1991	AUT		Fischer
2	297601	BRIGNONE Federica	1990	ITA		Rossignol
3	565360	STUHEC Ilka	1990	SLO		Stoekli
4	516248	FLURY Jasmine	1993	SUI		Stoekli
5	206668	WEIDLE Kira	1996	GER		Rossignol
6	197497	MIRADOLI Romane	1994	FRA		Dynastar
7	56177	VENIER Stephanie	1993	AUT		Atomic
8	425929	MOWINCKEL Ragnhild	1992	NOR		Head
9	355050	WEIRATHER Tina	1989	LIE		Head
10	296729	FANCHINI Nadia	1986	ITA		Dynastar
11	205218	REBENSBURG Viktoria	1989	GER		Stoekli
12	299466	DELAGO Nicol	1996	ITA		Atomic
13	537544	VONN Lindsey	1984	USA		Head
14	516185	HAEHLEN Joana	1992	SUI		Atomic
15	516319	SUTER Corinne	1994	SUI		Head
16	516138	GUT-BEHRAMI Lara	1991	SUI		Head
17	55970	SCHMIDHOFER Nicole	1989	AUT		Fischer
18	155763	LEDECKA Ester	1995	CZE		Atomic
19	298323	GOGGIA Sofia	1992	ITA		Atomic
20	56088	TIPPLER Tamara	1991	AUT		Salomon
-----break-----						
21	6535600	MERRYWEATHER Alice	1996	USA		Rossignol
22	297702	MARSAGLIA Francesca	1990	ITA		Salomon
23	56258	AGER Christina	1995	AUT		Atomic
24	197383	GAUTHIER Tiffany	1993	FRA		Rossignol
25	299276	BASSINO Marta	1996	ITA		Salomon
26	506701	HOERNBLAD Lisa	1996	SWE		Fischer
27	426257	LIE Kajsa Vickhoff	1998	NOR		Head
28	56174	HAASER Ricarda	1993	AUT		Fischer
29	538573	ROSS Laurene	1988	USA		Stoekli
30	206460	WENIG Michaela	1992	GER		Stoekli
31	516280	HOLDENER Wendy	1993	SUI		Head
32	705423	VLHOVA Petra	1995	SVK		Rossignol
33	506718	IVARSSON Lin	1996	SWE		Head
34	206652	PFISTER Meike	1996	GER		Rossignol
35	105269	GAGNON Marie-Michele	1989	CAN		Rossignol
36	485749	PROKOPYEVA Aleksandra	1994	RUS		Atomic



START LIST 3RD TRAINING

Number of Competitors: 49 Number of NSA: 19

Bib	FIS Code	Name	Year of Birth	NSA Code	Time	Ski
37	56392	GRITSCH Franziska	1997	AUT	_____	Head
38	485941	PLESHKOVA Iulija	1997	RUS	_____	Head
39	107583	REMME Roni	1996	CAN	_____	Head
40	315187	IGNJATOVIC Nevena	1990	SRB	_____	Head
41	45331	SMALL Greta	1995	AUS	_____	Atomic
42	375018	COLETTI Alexandra	1983	MON	_____	Head
43	565320	FERK Marusa	1988	SLO	_____	Salomon
44	196726	BARTHET Anne-Sophie	1988	FRA	_____	Head
45	506584	RAPAPORT Helena	1994	SWE	_____	Head
46	435334	GASIENICA-DANIEL Maryna	1994	POL	_____	Atomic
47	506933	DANNEWITZ Ida	1999	SWE	_____	
48	465098	CAILL Ania Monica	1995	ROU	_____	
49	155699	PAULATHOVA Katerina	1993	CZE	_____	Rossignol

Forerunners:

F1-GRYM Elias	SWE	F2-LINDBERG Malte	SWE	F3-SANDIN VAENJE Vilhelm	SWE
F4-STROEM Olle	SWE	F5-HJARTARSON Odin	SWE		



FIS ARE 2019
FIS ALPINE WORLD SKI CHAMPIONSHIPS SWEDEN

SKISTAR

SKISTAR FIS ALPINE WORLD SKI CHAMPIONSHIPS 2019

LONGINES

Åre (SWE)

FIS

Ladies' Downhill

THU 7 FEB 2019

Start Time : 10:30

OFFICIAL RESULTS 3RD TRAINING

Jury

FIS Technical Delegate	van SLYKE Paul	USA
Referee	SKAARDAL Atle	FIS
Assistant Referee	VULLIET Jean-Philippe	FIS
Chief of Race	FRANZ Toni	SWE
Start Referee	SCHWARTZ Sue	CAN
Finish Referee	KRYLENKO Inna	RUS

Technical Data

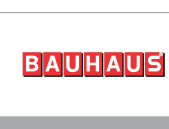
Course Name	WM STRECKE
Start Altitude	898m
Finish Altitude	396m
Vertical Drop	502m
Course Length	1670m
Homologation Number	12548/11/17

Race Information

Course setter	VULLIET Jean-Philippe	FIS
Gates	25	
Start Time	10:30	

Number of Competitors: 49 Number of NSA: 19

Rank	Bib	FIS Code	Name	Year of Birth	NSA Code	Time	Difference	Distance (m)	Ski
1*	7	56177	VENIER Stephanie	1993	AUT	1:02.66			Atomic
2	31	516280	HOLDENER Wendy	1993	SUI	1:02.75	0.09	2.40	Head
3	28	56174	HAASER Ricarda	1993	AUT	1:02.85	0.19	5.05	Fischer
3	20	56088	TIPPLER Tamara	1991	AUT	1:02.85	0.19	5.05	Salomon
5	18	155763	LEDECKA Ester	1995	CZE	1:02.86	0.20	5.31	Atomic
6	15	516319	SUTER Corinne	1994	SUI	1:02.89	0.23	6.11	Head
7	14	516185	HAEHLEN Joana	1992	SUI	1:03.02	0.36	9.54	Atomic
8	30	206460	WENIG Michaela	1992	GER	1:03.03	0.37	9.80	Stoekli
8	16	516138	GUT-BEHRAMI Lara	1991	SUI	1:03.03	0.37	9.80	Head
10	17	55970	SCHMIDHOFER Nicole	1989	AUT	1:03.09	0.43	11.38	Fischer
11	33	506718	IVARSSON Lin	1996	SWE	1:03.19	0.53	14.01	Head
12	27	426257	LIE Kajsa Vickhoff	1998	NOR	1:03.20	0.54	14.27	Head
13	26	506701	HOERNBLAD Lisa	1996	SWE	1:03.51	0.85	22.35	Fischer
14*	35	105269	GAGNON Marie-Michele	1989	CAN	1:03.53	0.87	22.87	Rossignol
15	19	298323	GOGGIA Sofia	1992	ITA	1:03.56	0.90	23.65	Atomic
15	5	206668	WEIDLE Kira	1996	GER	1:03.56	0.90	23.65	Rossignol
17	3	565360	STUHEC Ilka	1990	SLO	1:03.58	0.92	24.16	Stoekli
18	10	296729	FANCHINI Nadia	1986	ITA	1:03.68	1.02	26.75	Dynastar
19	12	299466	DELAGO Nicol	1996	ITA	1:03.69	1.03	27.01	Atomic
20	32	705423	VLHOVA Petra	1995	SVK	1:03.77	1.11	29.07	Rossignol
21	4	516248	FLURY Jasmine	1993	SUI	1:03.78	1.12	29.33	Stoekli
22	45	506584	RAPAPORT Helena	1994	SWE	1:03.84	1.18	30.87	Head
23	43	565320	FERK Marusa	1988	SLO	1:03.85	1.19	31.12	Salomon
24*	37	56392	GRITSCH Franziska	1997	AUT	1:03.87	1.21	31.64	Head
25	41	45331	SMALL Greta	1995	AUS	1:03.88	1.22	31.89	Atomic
26	9	355050	WEIRATHER Tina	1989	LIE	1:03.92	1.26	32.92	Head
27	22	297702	MARSAGLIA Francesca	1990	ITA	1:03.94	1.28	33.43	Salomon
28	34	206652	PFISTER Meike	1996	GER	1:04.00	1.34	34.97	Rossignol
29	39	107583	REMME Roni	1996	CAN	1:04.08	1.42	37.01	Head
30	42	375018	COLETTI Alexandra	1983	MON	1:04.13	1.47	38.28	Head
30	36	485749	PROKOPYEVA Aleksandra	1994	RUS	1:04.13	1.47	38.28	Atomic
30	8	425929	MOWINCKEL Ragnhild	1992	NOR	1:04.13	1.47	38.28	Head
33	21	6535600	MERRYWEATHER Alice	1996	USA	1:04.15	1.49	38.79	Rossignol
34*	44	196726	BARTHET Anne-Sophie	1988	FRA	1:04.21	1.55	40.31	Head
35	47	506933	DANNEWITZ Ida	1999	SWE	1:04.24	1.58	41.07	
36	6	197497	MIRADOLI Romane	1994	FRA	1:04.37	1.71	44.36	Dynastar
37	2	297601	BRIGNONE Federica	1990	ITA	1:04.38	1.72	44.62	Rossignol



OFFICIAL RESULTS 3RD TRAINING

Number of Competitors: 49 Number of NSA: 19

Rank	Bib	FIS Code	Name	Year of Birth	NSA Code	Time	Difference	Distance (m)	Ski
38	38	485941	PLESHKOVA Iulija	1997	RUS	1:04.75	2.09	53.90	Head
39	49	155699	PAULATHOVA Katerina	1993	CZE	1:04.88	2.22	57.14	Rossignol
39	40	315187	IGNJATOVIC Nevena	1990	SRB	1:04.88	2.22	57.14	Head
41	24	197383	GAUTHIER Tiffany	1993	FRA	1:05.02	2.36	60.62	Rossignol
42	25	299276	BASSINO Marta	1996	ITA	1:05.22	2.56	65.55	Salomon
43	46	435334	GASIENICA-DANIEL Maryna	1994	POL	1:05.47	2.81	71.68	Atomic
44	48	465098	CAILL Ania Monica	1995	ROU	1:06.65	3.99	99.97	

DID NOT START: 5 competitors

1	56087	SIEBENHOFER Ramona	1991	AUT		Fischer
11	205218	REBENSBURG Viktoria	1989	GER		Stoeckli
13	537544	VONN Lindsey	1984	USA		Head
23	56258	AGER Christina	1995	AUT		Atomic
29	538573	ROSS Laurene	1988	USA		Stoeckli

Forerunners:

F1-GRYM Elias	SWE	F2-LINDBERG Malte	SWE	F3-SANDIN VAENJE Vilhelm	SWE
F4-STROEM Olle	SWE	F5-HJARTARSON Odin	SWE		

Conditions on course:

PARTLY CLOUDY Snow: HARD Temperature - Start: -1°C Temperature - Finish: -4°C

Legend:

* Gates(s) missed



ARE 2019

FIS ALPINE WORLD SKI CHAMPIONSHIPS SWEDEN

SKISTAR

SKISTAR FIS ALPINE WORLD SKI CHAMPIONSHIPS 2019

LONGINES

Åre (SWE)

FIS

Ladies' Downhill

THU 7 FEB 2019

Start Time : 10:30

PERFORMANCE ANALYSIS BY RANK 3RD TRAINING

Number of Competitors: 44 Number of NSA: 19

Rank	Bib	Name Ski	NSA Code	Positions			Partials		Difference		Speed			
				Pos	Time	Rank	Pos	Time	Rank	Time	Dist.(m)	Pos.	(km/h)	Rank
1 *	7	VENIER Stephanie Atomic	AUT	Int1:	12.51	(5)	11-12:	24.60	(5)	0.05		Sp1	104.39	(1)
				Int2:	37.11	(5)	12-13:	12.43	(1)	0.15		Sp2	117.04	(6)
				Int3:	49.54	(1)	13-Fin:	13.12	(10)					
				Fin:	1:02.66	(1)				0.00		Avg:	95.95	
2	31	HOLDENER Wendy Head	SUI	Int1:	12.50	(4)	11-12:	24.67	(7)	0.04		Sp1	102.42	(9)
				Int2:	37.17	(8)	12-13:	12.61	(4)	0.21		Sp2	116.10	(8)
				Int3:	49.78	(6)	13-Fin:	12.97	(2)	0.24				
				Fin:	1:02.75	(2)				0.09	2.40	Avg:	95.81	
3	28	HAASER Ricarda Fischer	AUT	Int1:	12.60	(17)	11-12:	24.48	(3)	0.14		Sp1	101.80	(12)
				Int2:	37.08	(3)	12-13:	12.73	(17)	0.12		Sp2	118.26	(3)
				Int3:	49.81	(7)	13-Fin:	13.04	(6)	0.27				
				Fin:	1:02.85	(3)				0.19	5.05	Avg:	95.66	
3	20	TIPPLER Tamara Salomon	AUT	Int1:	12.53	(6)	11-12:	24.43	(2)	0.07		Sp1	101.40	(15)
				Int2:	36.96	(1)	12-13:	12.70	(15)			Sp2	114.45	(23)
				Int3:	49.66	(2)	13-Fin:	13.19	(16)	0.12				
				Fin:	1:02.85	(3)				0.19	5.05	Avg:	95.66	
5	18	LEDECKA Ester Atomic	CZE	Int1:	12.60	(17)	11-12:	24.50	(4)	0.14		Sp1	102.25	(10)
				Int2:	37.10	(4)	12-13:	12.61	(4)	0.14		Sp2	115.02	(16)
				Int3:	49.71	(4)	13-Fin:	13.15	(13)	0.17				
				Fin:	1:02.86	(5)				0.20	5.31	Avg:	95.64	
6	15	SUTER Corinne Head	SUI	Int1:	12.46	(1)	11-12:	24.65	(6)			Sp1	102.57	(7)
				Int2:	37.11	(5)	12-13:	12.66	(13)	0.15		Sp2	116.60	(7)
				Int3:	49.77	(5)	13-Fin:	13.12	(10)	0.23				
				Fin:	1:02.89	(6)				0.23	6.11	Avg:	95.60	
7	14	HAEHLEN Joana Atomic	SUI	Int1:	12.65	(24)	11-12:	24.40	(1)	0.19		Sp1	100.45	(24)
				Int2:	37.05	(2)	12-13:	12.64	(10)	0.09		Sp2	115.24	(12)
				Int3:	49.69	(3)	13-Fin:	13.33	(32)	0.15				
				Fin:	1:03.02	(7)				0.36	9.54	Avg:	95.40	
8	30	WENIG Michaela Stoekli	GER	Int1:	12.58	(14)	11-12:	24.79	(12)	0.12		Sp1	102.65	(6)
				Int2:	37.37	(12)	12-13:	12.63	(8)	0.41		Sp2	115.17	(13)
				Int3:	50.00	(11)	13-Fin:	13.03	(4)	0.46				
				Fin:	1:03.03	(8)				0.37	9.80	Avg:	95.38	
8	16	GUT-BEHRAMI Lara Head	SUI	Int1:	12.46	(1)	11-12:	24.67	(7)			Sp1	102.89	(4)
				Int2:	37.13	(7)	12-13:	12.72	(16)	0.17		Sp2	114.63	(20)
				Int3:	49.85	(8)	13-Fin:	13.18	(14)	0.31				
				Fin:	1:03.03	(8)				0.37	9.80	Avg:	95.38	
10	17	SCHMIDHOFER Nicole Fischer	AUT	Int1:	12.49	(3)	11-12:	24.72	(9)	0.03		Sp1	101.50	(14)
				Int2:	37.21	(9)	12-13:	12.64	(10)	0.25		Sp2	120.91	(1)
				Int3:	49.85	(8)	13-Fin:	13.24	(22)	0.31				
				Fin:	1:03.09	(10)				0.43	11.38	Avg:	95.29	
11	33	IVARSSON Lin Head	SWE	Int1:	12.57	(12)	11-12:	24.87	(13)	0.11		Sp1	103.22	(3)
				Int2:	37.44	(13)	12-13:	12.63	(8)	0.48		Sp2	114.71	(19)
				Int3:	50.07	(12)	13-Fin:	13.12	(10)	0.53				
				Fin:	1:03.19	(11)				0.53	14.01	Avg:	95.14	

07-02-2019 / Åre (SWE) / 5105

Page 1/4

Data Processing by LONGINES

www.fis-ski.com

LONGINES Timing

Generation date : THU 7 FEB 2019

Time : 11:30

Document: C77A_trn 1.0



PERFORMANCE ANALYSIS BY RANK 3RD TRAINING

Number of Competitors: 44 Number of NSA: 19

Rank	Bib	Name Ski	NSA Code	Positions			Partials		Difference		Speed				
				Pos	Time	Rank	Pos	Time	Rank	Time	Dist.(m)	Pos.	(km/h)	Rank	
12	27	LIE Kajsa Vickhoff Head	NOR	Int1:	12.53	(6)	11-12:	24.74	(11)	0.07		Sp1	101.09	(20)	
				Int2:	37.27	(10)	12-13:	12.59	(3)	0.31		Sp2	117.96	(4)	
				Int3:	49.86	(10)	13-Fin:	13.34	(33)	0.32					
				Fin:	1:03.20	(12)				0.54	14.27	Avg:	95.13		
13	26	HOERNBLAD Lisa Fischer	SWE	Int1:	12.53	(6)	11-12:	24.93	(15)	0.07		Sp1	101.88	(11)	
				Int2:	37.46	(14)	12-13:	12.83	(25)	0.50		Sp2	113.93	(25)	
				Int3:	50.29	(15)	13-Fin:	13.22	(18)	0.75					
				Fin:	1:03.51	(13)				0.85	22.35	Avg:	94.66		
14 *	35	GAGNON Marie-Michele Rossignol	CAN	Int1:	12.60	(17)	11-12:	24.97	(16)	0.14		Sp1	103.35	(2)	
				Int2:	37.57	(16)	12-13:	12.73	(17)	0.61		Sp2	112.68	(33)	
				Int3:	50.30	(16)	13-Fin:	13.23	(20)	0.76					
				Fin:	1:03.53	(14)				0.87	22.87	Avg:	94.63		
15	19	GOGGIA Sofia Atomic	ITA	Int1:	12.74	(33)	11-12:	24.91	(14)	0.28		Sp1	100.68	(22)	
				Int2:	37.65	(18)	12-13:	12.81	(21)	0.69		Sp2	112.44	(34)	
				Int3:	50.46	(19)	13-Fin:	13.10	(7)	0.92					
				Fin:	1:03.56	(15)				0.90	23.65	Avg:	94.59		
15	5	WEIDLE Kira Rossignol	GER	Int1:	12.59	(15)	11-12:	25.02	(19)	0.13		Sp1	101.32	(16)	
				Int2:	37.61	(17)	12-13:	12.53	(2)	0.65		Sp2	117.84	(5)	
				Int3:	50.14	(13)	13-Fin:	13.42	(37)	0.60					
				Fin:	1:03.56	(15)				0.90	23.65	Avg:	94.59		
17	3	STUHEC Ilka Stoeckli	SLO	Int1:	12.59	(15)	11-12:	25.08	(23)	0.13		Sp1	99.06	(36)	
				Int2:	37.67	(22)	12-13:	12.64	(10)	0.71		Sp2	111.82	(37)	
				Int3:	50.31	(17)	13-Fin:	13.27	(25)	0.77					
				Fin:	1:03.58	(17)				0.92	24.16	Avg:	94.56		
18	10	FANCHINI Nadia Dynastar	ITA	Int1:	12.60	(17)	11-12:	25.05	(21)	0.14		Sp1	100.10	(31)	
				Int2:	37.65	(18)	12-13:	12.62	(7)	0.69		Sp2	115.43	(11)	
				Int3:	50.27	(14)	13-Fin:	13.41	(36)	0.73					
				Fin:	1:03.68	(18)				1.02	26.75	Avg:	94.41		
19	12	DELAGO Nicol Atomic	ITA	Int1:	12.62	(22)	11-12:	25.19	(28)	0.16		Sp1	102.43	(8)	
				Int2:	37.81	(25)	12-13:	12.61	(4)	0.85		Sp2	115.12	(14)	
				Int3:	50.42	(18)	13-Fin:	13.27	(25)	0.88					
				Fin:	1:03.69	(19)				1.03	27.01	Avg:	94.39		
20	32	VLHOVA Petra Rossignol	SVK	Int1:	12.73	(31)	11-12:	25.11	(25)	0.27		Sp1	99.42	(33)	
				Int2:	37.84	(26)	12-13:	12.83	(25)	0.88		Sp2	114.52	(22)	
				Int3:	50.67	(24)	13-Fin:	13.10	(7)	1.13					
				Fin:	1:03.77	(20)				1.11	29.07	Avg:	94.28		
21	4	FLURY Jasmine Stoeckli	SUI	Int1:	12.53	(6)	11-12:	25.02	(19)	0.07		Sp1	101.74	(13)	
				Int2:	37.55	(15)	12-13:	12.99	(34)	0.59		Sp2	114.82	(18)	
				Int3:	50.54	(20)	13-Fin:	13.24	(22)	1.00					
				Fin:	1:03.78	(21)				1.12	29.33	Avg:	94.26		
22	45	RAPAPORT Helena Head	SWE	Int1:	12.78	(37)	11-12:	25.24	(30)	0.32		Sp1	99.39	(34)	
				Int2:	38.02	(33)	12-13:	12.87	(29)	1.06		Sp2	114.84	(17)	
				Int3:	50.89	(32)	13-Fin:	12.95	(1)	1.35					
				Fin:	1:03.84	(22)				1.18	30.87	Avg:	94.17		
23	43	FERK Marusa Salomon	SLO	Int1:	12.85	(40)	11-12:	25.09	(24)	0.39		Sp1	99.66	(32)	
				Int2:	37.94	(30)	12-13:	12.93	(31)	0.98		Sp2	113.46	(32)	
				Int3:	50.87	(30)	13-Fin:	12.98	(3)	1.33					
				Fin:	1:03.85	(23)				1.19	31.12	Avg:	94.16		
24 *	37	GRITSCH Franziska Head	AUT	Int1:	12.55	(11)	11-12:	24.72	(9)	0.09		Sp1	102.66	(5)	
				Int2:	37.27	(10)	12-13:	13.37	(43)	0.31		Sp2	111.94	(36)	
				Int3:	50.64	(23)	13-Fin:	13.23	(20)	1.10					
				Fin:	1:03.87	(24)				1.21	31.64	Avg:	94.13		

Åre (SWE)

Ladies' Downhill

THU 7 FEB 2019

Start Time : 10:30

PERFORMANCE ANALYSIS BY RANK 3RD TRAINING

Number of Competitors: 44 Number of NSA: 19

Rank	Bib	Name Ski	NSA Code	Positions			Partials		Difference		Speed			
				Pos	Time	Rank	Pos	Time	Rank	Time	Dist.(m)	Pos.	(km/h)	Rank
25	41	SMALL Greta Atomic	AUS	Int1:	12.98	(44)	11-12:	24.97	(16)	0.52		Sp1	98.90	(38)
				Int2:	37.95	(31)	12-13:	12.75	(20)	0.99		Sp2	116.01	(9)
				Int3:	50.70	(25)	13-Fin:	13.18	(14)	1.16				
				Fin:	1:03.88	(25)				1.22	31.89	Avg:	94.11	
26	9	WEIRATHER Tina Head	LIE	Int1:	12.62	(22)	11-12:	25.12	(26)	0.16		Sp1	101.16	(18)
				Int2:	37.74	(23)	12-13:	12.86	(28)	0.78		Sp2	113.63	(28)
				Int3:	50.60	(21)	13-Fin:	13.32	(30)	1.06				
				Fin:	1:03.92	(26)				1.26	32.92	Avg:	94.06	
27	22	MARSAGLIA Francesca Salomon	ITA	Int1:	12.53	(6)	11-12:	25.38	(36)	0.07		Sp1	100.24	(27)
				Int2:	37.91	(29)	12-13:	12.69	(14)	0.95		Sp2	115.12	(14)
				Int3:	50.60	(21)	13-Fin:	13.34	(33)	1.06				
				Fin:	1:03.94	(27)				1.28	33.43	Avg:	94.03	
28	34	PFISTER Meike Rossignol	GER	Int1:	12.60	(17)	11-12:	25.05	(21)	0.14		Sp1	100.47	(23)
				Int2:	37.65	(18)	12-13:	13.16	(39)	0.69		Sp2	113.76	(26)
				Int3:	50.81	(28)	13-Fin:	13.19	(16)	1.27				
				Fin:	1:04.00	(28)				1.34	34.97	Avg:	93.94	
29	39	REMME Roni Head	CAN	Int1:	12.65	(24)	11-12:	25.30	(32)	0.19		Sp1	100.19	(29)
				Int2:	37.95	(31)	12-13:	12.81	(21)	0.99		Sp2	108.55	(41)
				Int3:	50.76	(27)	13-Fin:	13.32	(30)	1.22				
				Fin:	1:04.08	(29)				1.42	37.01	Avg:	93.82	
30	42	COLETTI Alexandra Head	MON	Int1:	12.77	(36)	11-12:	25.60	(40)	0.31		Sp1	97.92	(41)
				Int2:	38.37	(40)	12-13:	12.73	(17)	1.41		Sp2	120.04	(2)
				Int3:	51.10	(36)	13-Fin:	13.03	(4)	1.56				
				Fin:	1:04.13	(30)				1.47	38.28	Avg:	93.75	
30	36	PROKOPYEVA Aleksandra Atomic	RUS	Int1:	12.75	(34)	11-12:	25.15	(27)	0.29		Sp1	100.15	(30)
				Int2:	37.90	(27)	12-13:	13.01	(35)	0.94		Sp2	113.66	(27)
				Int3:	50.91	(33)	13-Fin:	13.22	(18)	1.37				
				Fin:	1:04.13	(30)				1.47	38.28	Avg:	93.75	
30	8	MOWINCKEL Ragnhild Head	NOR	Int1:	12.75	(34)	11-12:	25.31	(33)	0.29		Sp1	97.74	(44)
				Int2:	38.06	(34)	12-13:	12.81	(21)	1.10		Sp2	114.60	(21)
				Int3:	50.87	(30)	13-Fin:	13.26	(24)	1.33				
				Fin:	1:04.13	(30)				1.47	38.28	Avg:	93.75	
33	21	MERRYWEATHER Alice Rossignol	USA	Int1:	12.65	(24)	11-12:	25.25	(31)	0.19		Sp1	101.32	(16)
				Int2:	37.90	(27)	12-13:	12.96	(32)	0.94		Sp2	113.59	(30)
				Int3:	50.86	(29)	13-Fin:	13.29	(28)	1.32				
				Fin:	1:04.15	(33)				1.49	38.79	Avg:	93.72	
34 *	44	BARTHET Anne-Sophie Head	FRA	Int1:	12.73	(31)	11-12:	25.48	(38)	0.27		Sp1	100.23	(28)
				Int2:	38.21	(37)	12-13:	12.90	(30)	1.25		Sp2	112.23	(35)
				Int3:	51.11	(37)	13-Fin:	13.10	(7)	1.57				
				Fin:	1:04.21	(34)				1.55	40.31	Avg:	93.63	
35	47	DANNEWITZ Ida	SWE	Int1:	12.57	(12)	11-12:	25.21	(29)	0.11		Sp1	101.10	(19)
				Int2:	37.78	(24)	12-13:	13.15	(38)	0.82		Sp2	111.25	(38)
				Int3:	50.93	(34)	13-Fin:	13.31	(29)	1.39				
				Fin:	1:04.24	(35)				1.58	41.07	Avg:	93.59	
36	6	MIRADOLI Romane Dynastar	FRA	Int1:	12.80	(39)	11-12:	25.32	(34)	0.34		Sp1	97.87	(42)
				Int2:	38.12	(35)	12-13:	12.81	(21)	1.16		Sp2	115.80	(10)
				Int3:	50.93	(34)	13-Fin:	13.44	(38)	1.39				
				Fin:	1:04.37	(36)				1.71	44.36	Avg:	93.40	
37	2	BRIGNONE Federica Rossignol	ITA	Int1:	12.67	(27)	11-12:	24.99	(18)	0.21		Sp1	99.24	(35)
				Int2:	37.66	(21)	12-13:	13.09	(37)	0.70		Sp2	110.03	(39)
				Int3:	50.75	(26)	13-Fin:	13.63	(40)	1.21				
				Fin:	1:04.38	(37)				1.72	44.62	Avg:	93.38	



ARE 2019

FIS ALPINE WORLD SKI CHAMPIONSHIPS SWEDEN

SKISTAR

SKISTAR FIS ALPINE WORLD SKI CHAMPIONSHIPS 2019

LONGINES

Åre (SWE)

FIS

Ladies' Downhill

THU 7 FEB 2019

PERFORMANCE ANALYSIS BY BIB 3RD TRAINING

Start Time : 10:30

Number of Competitors: 49 Number of NSA: 19

Bib	Name Ski	NSA Code	Positions			Partials		Difference		Speed	
			Pos	Time	Rank	Pos	Time	Rank	Time	Dist.(m)	Pos.
1	SIEBENHOFER Ramona Fischer	AUT	Int1: Int2: Int3: Fin:	DNS			11-12: 12-13: 13-Fin:			Avg:	
2	BRIGNONE Federica Rossignol	ITA	Int1: Int2: Int3: Fin:	12.67 (27) 37.66 (21) 50.75 (26) 1:04.38 (37)	11-12: 12-13: 13-Fin:	24.99 (18) 13.09 (37) 13.63 (40)	0.21 0.70 1.21 1.72	44.62	Sp1 Sp2 Avg:	99.24 (35) 110.03 (39) 93.38	
3	STUHEC Ilka Stoeckli	SLO	Int1: Int2: Int3: Fin:	12.59 (15) 37.67 (22) 50.31 (17) 1:03.58 (17)	11-12: 12-13: 13-Fin:	25.08 (23) 12.64 (10) 13.27 (25)	0.13 0.71 0.77 0.92	24.16	Sp1 Sp2 Avg:	99.06 (36) 111.82 (37) 94.56	
4	FLURY Jasmine Stoeckli	SUI	Int1: Int2: Int3: Fin:	12.53 (6) 37.55 (15) 50.54 (20) 1:03.78 (21)	11-12: 12-13: 13-Fin:	25.02 (19) 12.99 (34) 13.24 (22)	0.07 0.59 1.00 1.12	29.33	Sp1 Sp2 Avg:	101.74 (13) 114.82 (18) 94.26	
5	WEIDLE Kira Rossignol	GER	Int1: Int2: Int3: Fin:	12.59 (15) 37.61 (17) 50.14 (13) 1:03.56 (15)	11-12: 12-13: 13-Fin:	25.02 (19) 12.53 (2) 13.42 (37)	0.13 0.65 0.60 0.90	23.65	Sp1 Sp2 Avg:	101.32 (16) 117.84 (5) 94.59	
6	MIRADOLI Romane Dynastar	FRA	Int1: Int2: Int3: Fin:	12.80 (39) 38.12 (35) 50.93 (34) 1:04.37 (36)	11-12: 12-13: 13-Fin:	25.32 (34) 12.81 (21) 13.44 (38)	0.34 1.16 1.39 1.71	44.36	Sp1 Sp2 Avg:	97.87 (42) 115.80 (10) 93.40	
* 7	VENIER Stephanie Atomic	AUT	Int1: Int2: Int3: Fin:	12.51 (5) 37.11 (5) 49.54 (1) 1:02.66 (1)	11-12: 12-13: 13-Fin:	24.60 (5) 12.43 (1) 13.12 (10)	0.05 0.15	0.00	Sp1 Sp2 Avg:	104.39 (1) 117.04 (6) 95.95	
8	MOWINCKEL Ragnhild Head	NOR	Int1: Int2: Int3: Fin:	12.75 (34) 38.06 (34) 50.87 (30) 1:04.13 (30)	11-12: 12-13: 13-Fin:	25.31 (33) 12.81 (21) 13.26 (24)	0.29 1.10 1.33 1.47	38.28	Sp1 Sp2 Avg:	97.74 (44) 114.60 (21) 93.75	
9	WEIRATHER Tina Head	LIE	Int1: Int2: Int3: Fin:	12.62 (22) 37.74 (23) 50.60 (21) 1:03.92 (26)	11-12: 12-13: 13-Fin:	25.12 (26) 12.86 (28) 13.32 (30)	0.16 0.78 1.06 1.26	32.92	Sp1 Sp2 Avg:	101.16 (18) 113.63 (28) 94.06	
10	FANCHINI Nadia Dynastar	ITA	Int1: Int2: Int3: Fin:	12.60 (17) 37.65 (18) 50.27 (14) 1:03.68 (18)	11-12: 12-13: 13-Fin:	25.05 (21) 12.62 (7) 13.41 (36)	0.14 0.69 0.73 1.02	26.75	Sp1 Sp2 Avg:	100.10 (31) 115.43 (11) 94.41	
11	REBENSBURG Viktoria Stoeckli	GER	Int1: Int2: Int3: Fin:	DNS			11-12: 12-13: 13-Fin:			Avg:	

07-02-2019 / Åre (SWE) / 5105

Page 1/4

Data Processing by LONGINES

www.fis-ski.com

LONGINES Timing

Generation date : THU 7 FEB 2019

Time : 11:30

Document: C77B_trn 1.0



MAIN SPONSORS

Åre (SWE)

Ladies' Downhill

THU 7 FEB 2019

Start Time : 10:30

PERFORMANCE ANALYSIS BY BIB 3RD TRAINING

Number of Competitors: 49 Number of NSA: 19

Bib	Name Ski	NSA Code	Positions			Partials		Difference		Speed			
			Pos	Time	Rank	Pos	Time	Rank	Time	Dist.(m)	Pos.	(km/h)	Rank
12	DELAGO Nicol Atomic	ITA	Int1: Int2: Int3: Fin:	12.62 37.81 50.42 1:03.69	(22) (25) (18) (19)	I1-I2: I2-I3: I3-Fin:	25.19 12.61 13.27	(28) (4) (25)	0.16 0.85 0.88 1.03	27.01	Avg: Sp1 Sp2	102.43 115.12 94.39	(8) (14)
13	VONN Lindsey Head	USA	Int1: Int2: Int3: Fin:	DNS			I1-I2: I2-I3: I3-Fin:			Avg:			
14	HAEHLEN Joana Atomic	SUI	Int1: Int2: Int3: Fin:	12.65 37.05 49.69 1:03.02	(24) (2) (3) (7)	I1-I2: I2-I3: I3-Fin:	24.40 12.64 13.33	(1) (10) (32)	0.19 0.09 0.15 0.36	9.54	Avg: Sp1 Sp2	100.45 115.24 95.40	(24) (12)
15	SUTER Corinne Head	SUI	Int1: Int2: Int3: Fin:	12.46 37.11 49.77 1:02.89	(1) (5) (5) (6)	I1-I2: I2-I3: I3-Fin:	24.65 12.66 13.12	(6) (13) (10)	0.15 0.23 0.23	6.11	Avg: Sp1 Sp2	102.57 116.60 95.60	(7) (7)
16	GUT-BEHRAMI Lara Head	SUI	Int1: Int2: Int3: Fin:	12.46 37.13 49.85 1:03.03	(1) (7) (8) (8)	I1-I2: I2-I3: I3-Fin:	24.67 12.72 13.18	(7) (16) (14)	0.17 0.31 0.37	9.80	Avg: Sp1 Sp2	102.89 114.63 95.38	(4) (20)
17	SCHMIDHOFER Nicole Fischer	AUT	Int1: Int2: Int3: Fin:	12.49 37.21 49.85 1:03.09	(3) (9) (8) (10)	I1-I2: I2-I3: I3-Fin:	24.72 12.64 13.24	(9) (10) (22)	0.03 0.25 0.31 0.43	11.38	Avg: Sp1 Sp2	101.50 120.91 95.29	(14) (1)
18	LEDECKA Ester Atomic	CZE	Int1: Int2: Int3: Fin:	12.60 37.10 49.71 1:02.86	(17) (4) (4) (5)	I1-I2: I2-I3: I3-Fin:	24.50 12.61 13.15	(4) (4) (13)	0.14 0.14 0.17 0.20	5.31	Avg: Sp1 Sp2	102.25 115.02 95.64	(10) (16)
19	GOGGIA Sofia Atomic	ITA	Int1: Int2: Int3: Fin:	12.74 37.65 50.46 1:03.56	(33) (18) (19) (15)	I1-I2: I2-I3: I3-Fin:	24.91 12.81 13.10	(14) (21) (7)	0.28 0.69 0.92 0.90	23.65	Avg: Sp1 Sp2	100.68 112.44 94.59	(22) (34)
20	TIPPLER Tamara Salomon	AUT	Int1: Int2: Int3: Fin:	12.53 36.96 49.66 1:02.85	(6) (1) (2) (3)	I1-I2: I2-I3: I3-Fin:	24.43 12.70 13.19	(2) (15) (16)	0.07 0.12 0.19	5.05	Avg: Sp1 Sp2	101.40 114.45 95.66	(15) (23)
21	MERRYWEATHER Alice Rossignol	USA	Int1: Int2: Int3: Fin:	12.65 37.90 50.86 1:04.15	(24) (27) (29) (33)	I1-I2: I2-I3: I3-Fin:	25.25 12.96 13.29	(31) (32) (28)	0.19 0.94 1.32 1.49	38.79	Avg: Sp1 Sp2	101.32 113.59 93.72	(16) (30)
22	MARSAGLIA Francesca Salomon	ITA	Int1: Int2: Int3: Fin:	12.53 37.91 50.60 1:03.94	(6) (29) (21) (27)	I1-I2: I2-I3: I3-Fin:	25.38 12.69 13.34	(36) (14) (33)	0.07 0.95 1.06 1.28	33.43	Avg: Sp1 Sp2	100.24 115.12 94.03	(27) (14)
23	AGER Christina Atomic	AUT	Int1: Int2: Int3: Fin:	DNS			I1-I2: I2-I3: I3-Fin:			Avg:			
24	GAUTHIER Tiffany Rossignol	FRA	Int1: Int2: Int3: Fin:	12.71 38.17 51.25 1:05.02	(28) (36) (39) (41)	I1-I2: I2-I3: I3-Fin:	25.46 13.08 13.77	(37) (36) (42)	0.25 1.21 1.71 2.36	60.62	Avg: Sp1 Sp2	100.45 105.99 92.46	(24) (44)

Åre (SWE)

Ladies' Downhill

THU 7 FEB 2019

Start Time : 10:30

PERFORMANCE ANALYSIS BY BIB 3RD TRAINING

Number of Competitors: 49 Number of NSA: 19

Bib	Name Ski	NSA Code	Positions			Partials		Difference		Speed			
			Pos	Time	Rank	Pos	Time	Rank	Time	Dist.(m)	Pos.	(km/h)	Rank
25	BASSINO Marta Salomon	ITA	Int1:	12.71	(28)	11-12:	25.76	(42)	0.25		Sp1	98.55	(39)
			Int2:	38.47	(42)	12-13:	12.96	(32)	1.51		Sp2	114.23	(24)
			Int3:	51.43	(40)	13-Fin:	13.79	(43)	1.89				
			Fin:	1:05.22	(42)				2.56	65.55	Avg:	92.18	
26	HOERNBLAD Lisa Fischer	SWE	Int1:	12.53	(6)	11-12:	24.93	(15)	0.07		Sp1	101.88	(11)
			Int2:	37.46	(14)	12-13:	12.83	(25)	0.50		Sp2	113.93	(25)
			Int3:	50.29	(15)	13-Fin:	13.22	(18)	0.75				
			Fin:	1:03.51	(13)				0.85	22.35	Avg:	94.66	
27	LIE Kajsa Vickhoff Head	NOR	Int1:	12.53	(6)	11-12:	24.74	(11)	0.07		Sp1	101.09	(20)
			Int2:	37.27	(10)	12-13:	12.59	(3)	0.31		Sp2	117.96	(4)
			Int3:	49.86	(10)	13-Fin:	13.34	(33)	0.32				
			Fin:	1:03.20	(12)				0.54	14.27	Avg:	95.13	
28	HAASER Ricarda Fischer	AUT	Int1:	12.60	(17)	11-12:	24.48	(3)	0.14		Sp1	101.80	(12)
			Int2:	37.08	(3)	12-13:	12.73	(17)	0.12		Sp2	118.26	(3)
			Int3:	49.81	(7)	13-Fin:	13.04	(6)	0.27				
			Fin:	1:02.85	(3)				0.19	5.05	Avg:	95.66	
29	ROSS Laurene Stoekli	USA	Int1:			11-12:							
			Int2:			12-13:							
			Int3:			13-Fin:							
			Fin:	DNS							Avg:		
30	WENIG Michaela Stoekli	GER	Int1:	12.58	(14)	11-12:	24.79	(12)	0.12		Sp1	102.65	(6)
			Int2:	37.37	(12)	12-13:	12.63	(8)	0.41		Sp2	115.17	(13)
			Int3:	50.00	(11)	13-Fin:	13.03	(4)	0.46				
			Fin:	1:03.03	(8)				0.37	9.80	Avg:	95.38	
31	HOLDENER Wendy Head	SUI	Int1:	12.50	(4)	11-12:	24.67	(7)	0.04		Sp1	102.42	(9)
			Int2:	37.17	(8)	12-13:	12.61	(4)	0.21		Sp2	116.10	(8)
			Int3:	49.78	(6)	13-Fin:	12.97	(2)	0.24				
			Fin:	1:02.75	(2)				0.09	2.40	Avg:	95.81	
32	VLHOVA Petra Rossignol	SVK	Int1:	12.73	(31)	11-12:	25.11	(25)	0.27		Sp1	99.42	(33)
			Int2:	37.84	(26)	12-13:	12.83	(25)	0.88		Sp2	114.52	(22)
			Int3:	50.67	(24)	13-Fin:	13.10	(7)	1.13				
			Fin:	1:03.77	(20)				1.11	29.07	Avg:	94.28	
33	IVARSSON Lin Head	SWE	Int1:	12.57	(12)	11-12:	24.87	(13)	0.11		Sp1	103.22	(3)
			Int2:	37.44	(13)	12-13:	12.63	(8)	0.48		Sp2	114.71	(19)
			Int3:	50.07	(12)	13-Fin:	13.12	(10)	0.53				
			Fin:	1:03.19	(11)				0.53	14.01	Avg:	95.14	
34	PFISTER Meike Rossignol	GER	Int1:	12.60	(17)	11-12:	25.05	(21)	0.14		Sp1	100.47	(23)
			Int2:	37.65	(18)	12-13:	13.16	(39)	0.69		Sp2	113.76	(26)
			Int3:	50.81	(28)	13-Fin:	13.19	(16)	1.27				
			Fin:	1:04.00	(28)				1.34	34.97	Avg:	93.94	
*35	GAGNON Marie-Michele Rossignol	CAN	Int1:	12.60	(17)	11-12:	24.97	(16)	0.14		Sp1	103.35	(2)
			Int2:	37.57	(16)	12-13:	12.73	(17)	0.61		Sp2	112.68	(33)
			Int3:	50.30	(16)	13-Fin:	13.23	(20)	0.76				
			Fin:	1:03.53	(14)				0.87	22.87	Avg:	94.63	
36	PROKOPYEVA Aleksandra Atomic	RUS	Int1:	12.75	(34)	11-12:	25.15	(27)	0.29		Sp1	100.15	(30)
			Int2:	37.90	(27)	12-13:	13.01	(35)	0.94		Sp2	113.66	(27)
			Int3:	50.91	(33)	13-Fin:	13.22	(18)	1.37				
			Fin:	1:04.13	(30)				1.47	38.28	Avg:	93.75	
*37	GRITSCH Franziska Head	AUT	Int1:	12.55	(11)	11-12:	24.72	(9)	0.09		Sp1	102.66	(5)
			Int2:	37.27	(10)	12-13:	13.37	(43)	0.31		Sp2	111.94	(36)
			Int3:	50.64	(23)	13-Fin:	13.23	(20)	1.10				
			Fin:	1:03.87	(24)				1.21	31.64	Avg:	94.13	

Åre (SWE)

Ladies' Downhill

THU 7 FEB 2019

Start Time : 10:30

PERFORMANCE ANALYSIS BY BIB 3RD TRAINING

Number of Competitors: 49 Number of NSA: 19

Bib	Name Ski	NSA Code	Positions			Partials		Difference		Speed				
			Pos	Time	Rank	Pos	Time	Rank	Time	Dist.(m)	Pos.	(km/h)	Rank	
38	PLESHKOVA Iulija Head	RUS	Int1:	12.97	(43)	11-12:	25.36	(35)	0.51		Sp1	97.93	(40)	
			Int2:	38.33	(38)	12-13:	12.83	(25)	1.37		Sp2	108.65	(40)	
			Int3:	51.16	(38)	13-Fin:	13.59	(39)	1.62					
			Fin:	1:04.75	(38)				2.09	53.90	Avg:	92.85		
39	REMME Roni Head	CAN	Int1:	12.65	(24)	11-12:	25.30	(32)	0.19		Sp1	100.19	(29)	
			Int2:	37.95	(31)	12-13:	12.81	(21)	0.99		Sp2	108.55	(41)	
			Int3:	50.76	(27)	13-Fin:	13.32	(30)	1.22					
			Fin:	1:04.08	(29)				1.42	37.01	Avg:	93.82		
40	IGNJATOVIC Nevena Head	SRB	Int1:	12.90	(41)	11-12:	25.52	(39)	0.44		Sp1	97.82	(43)	
			Int2:	38.42	(41)	12-13:	13.18	(41)	1.46		Sp2	113.62	(29)	
			Int3:	51.60	(42)	13-Fin:	13.28	(27)	2.06					
			Fin:	1:04.88	(39)				2.22	57.14	Avg:	92.66		
41	SMALL Greta Atomic	AUS	Int1:	12.98	(44)	11-12:	24.97	(16)	0.52		Sp1	98.90	(38)	
			Int2:	37.95	(31)	12-13:	12.75	(20)	0.99		Sp2	116.01	(9)	
			Int3:	50.70	(25)	13-Fin:	13.18	(14)	1.16					
			Fin:	1:03.88	(25)				1.22	31.89	Avg:	94.11		
42	COLETTI Alexandra Head	MON	Int1:	12.77	(36)	11-12:	25.60	(40)	0.31		Sp1	97.92	(41)	
			Int2:	38.37	(40)	12-13:	12.73	(17)	1.41		Sp2	120.04	(2)	
			Int3:	51.10	(36)	13-Fin:	13.03	(4)	1.56					
			Fin:	1:04.13	(30)				1.47	38.28	Avg:	93.75		
43	FERK Marusa Salomon	SLO	Int1:	12.85	(40)	11-12:	25.09	(24)	0.39		Sp1	99.66	(32)	
			Int2:	37.94	(30)	12-13:	12.93	(31)	0.98		Sp2	113.46	(32)	
			Int3:	50.87	(30)	13-Fin:	12.98	(3)	1.33					
			Fin:	1:03.85	(23)				1.19	31.12	Avg:	94.16		
*44	BARTHET Anne-Sophie Head	FRA	Int1:	12.73	(31)	11-12:	25.48	(38)	0.27		Sp1	100.23	(28)	
			Int2:	38.21	(37)	12-13:	12.90	(30)	1.25		Sp2	112.23	(35)	
			Int3:	51.11	(37)	13-Fin:	13.10	(7)	1.57					
			Fin:	1:04.21	(34)				1.55	40.31	Avg:	93.63		
45	RAPAPORT Helena Head	SWE	Int1:	12.78	(37)	11-12:	25.24	(30)	0.32		Sp1	99.39	(34)	
			Int2:	38.02	(33)	12-13:	12.87	(29)	1.06		Sp2	114.84	(17)	
			Int3:	50.89	(32)	13-Fin:	12.95	(1)	1.35					
			Fin:	1:03.84	(22)				1.18	30.87	Avg:	94.17		
46	GASIENICA-DANIEL Maryna Atomic	POL	Int1:	12.78	(37)	11-12:	25.78	(43)	0.32		Sp1	100.77	(21)	
			Int2:	38.56	(43)	12-13:	13.28	(42)	1.60		Sp2	107.56	(42)	
			Int3:	51.84	(43)	13-Fin:	13.63	(40)	2.30					
			Fin:	1:05.47	(43)				2.81	71.68	Avg:	91.83		
47	DANNEWITZ Ida	SWE	Int1:	12.57	(12)	11-12:	25.21	(29)	0.11		Sp1	101.10	(19)	
			Int2:	37.78	(24)	12-13:	13.15	(38)	0.82		Sp2	111.25	(38)	
			Int3:	50.93	(34)	13-Fin:	13.31	(29)	1.39					
			Fin:	1:04.24	(35)				1.58	41.07	Avg:	93.59		
48	CAILL Ania Monica	ROU	Int1:	12.95	(42)	11-12:	26.23	(44)	0.49		Sp1	98.91	(37)	
			Int2:	39.18	(44)	12-13:	13.68	(44)	2.22		Sp2	107.38	(43)	
			Int3:	52.86	(44)	13-Fin:	13.79	(43)	3.32					
			Fin:	1:06.65	(44)				3.99	99.97	Avg:	90.20		
49	PAULATHOVA Katerina Rossignol	CZE	Int1:	12.72	(30)	11-12:	25.63	(41)	0.26		Sp1	100.29	(26)	
			Int2:	38.35	(39)	12-13:	13.17	(40)	1.39		Sp2	113.47	(31)	
			Int3:	51.52	(41)	13-Fin:	13.36	(35)	1.98					
			Fin:	1:04.88	(39)				2.22	57.14	Avg:	92.66		

Intermediate Time Positions : Int. 1 = Inter1

Int. 2 = Inter2

Int. 3 = Inter3

Speed Measurement Positions : Sp 1 = Speed 1

Sp 2 = Speed 2

Legend:							
*	Gate(s) missed	Avg	Average	Dist.(m)	Distance in metres	DNS	Did Not Start
Fin	Finish	Int	Intermediate	Pos.	Intermediate or speed position		
Sp	Speed trap						