



AUDI FIS SKI WORLD CUP 2003/04
7th LADIES SLALOM
ALPHABETICAL LIST OF COMPETITORS



Number of Competitors: 57

Nation	FIS Code	Name	FIS Points (February 2004 List)							
			DH		SL		GS		SG	
AUT	55302	EGGER Sabine	382.57	(1393)	4.83	(12)	46.68	(466)	229.00	(1837)
	55576	GOERGL Elisabeth	30.80	(93)	5.31	(16)	4.65	(14)	24.58	(76)
	55069	GOETSCHL Renate	0.00	(1)	28.71	(188)	5.28	(18)	0.00	(1)
	55759	KIRCHGASSER Michaela	35.51	(110)	5.87	(25)	14.12	(56)	33.22	(120)
	55388	RAICH Carina	–		14.23	(68)	35.40	(282)	239.30	(1892)
CAN	106022	JANYK Britt	132.25	(609)	13.25	(63)	6.00	(31)	59.18	(304)
CRO	385027	FLEISS Nika	–		5.74	(23)	18.24	(86)	46.95	(199)
	385032	JELUSIC Ana	–		11.20	(53)	17.47	(77)	54.76	(255)
CZE	155194	KURFUERSTOVA Eva	414.74	(1422)	11.25	(54)	18.43	(91)	427.62	(2347)
	155415	ZAHROBSKA Sarka	43.20	(140)	5.36	(19)	16.14	(67)	28.93	(93)
	155047	ZAKOURILOVA Petra	120.83	(535)	10.04	(44)	25.16	(154)	137.20	(1142)
FIN	185140	POUTIAINEN Tanja	–		3.73	(4)	3.89	(9)	185.02	(1575)
	185058	RAITA Henna	353.75	(1360)	7.26	(35)	37.19	(311)	271.11	(2050)
FRA	195249	PEQUEGNOT Laure	262.17	(1174)	3.83	(6)	25.18	(155)	171.54	(1468)
	195215	VIDAL Vanessa	136.00	(636)	6.00	(31)	53.28	(602)	107.50	(838)
GER	205636	BERGMANN-SCHMUDERER Monika	142.45	(674)	3.78	(5)	21.25	(120)	170.31	(1456)
	205378	ERTL Martina	5.75	(24)	4.27	(8)	3.23	(4)	3.39	(7)
	205115	GERG Annemarie	–		5.22	(14)	14.45	(58)	114.09	(919)
	205993	HOELZL Kathrin	202.84	(986)	16.20	(83)	13.75	(54)	49.65	(215)
	206001	RIESCH Maria	3.70	(6)	9.49	(41)	15.41	(61)	2.82	(6)
ITA	295738	BACHMANN Silke	173.64	(823)	14.96	(75)	10.21	(38)	20.36	(62)
	295559	BIAVASCHI Elisabetta	–		7.26	(35)	31.42	(227)	–	
	295265	CERESA Annalisa	92.36	(377)	5.98	(29)	33.42	(260)	60.40	(320)
	295435	GIUS Nicole	221.10	(1049)	5.33	(18)	5.77	(23)	54.82	(259)
	296259	MOELGG Manuela	63.20	(218)	9.44	(40)	5.74	(22)	28.11	(89)
	296073	MORANDINI Claudia	335.54	(1340)	7.24	(34)	24.50	(148)	184.18	(1566)
	296091	PEZZEDI Emmi	285.46	(1232)	16.69	(87)	28.29	(184)	49.59	(214)
	296267	PITTIN Alessia	40.49	(125)	17.92	(95)	23.36	(135)	35.64	(130)



AUDI FIS SKI WORLD CUP 2003/04
7th LADIES SLALOM
ALPHABETICAL LIST OF COMPETITORS



Number of Competitors: 57

Nation	FIS Code	Name	FIS Points (February 2004 List)				
			DH	SL	GS	SG	
JPN	305287	HIROI Noriyo	–	17.86 (94)	18.39 (90)	274.21 (2067)	
	305092	KASHIWAGI Kumiko	684.30 (1479)	21.90 (118)	22.26 (125)	101.69 (784)	
LIE	355038	WALTER Jessica	54.74 (179)	14.37 (69)	22.60 (127)	38.75 (149)	
NOR	425443	BIRKELUND Karina	341.17 (1343)	9.36 (39)	18.17 (84)	274.66 (2070)	
	425380	BREMSETH Lisa	79.88 (308)	9.85 (43)	29.14 (196)	100.13 (761)	
	425051	ROGNMO Trine–bakke	298.25 (1268)	5.31 (16)	28.79 (194)	354.95 (2266)	
	425458	VIKEN Line	348.58 (1353)	5.72 (21)	15.63 (62)	114.91 (927)	
POL	435142	KARASINSKA Katarzyna	287.85 (1237)	16.19 (82)	61.05 (741)	74.15 (465)	
RUS	485217	ALIEVA Olesja	28.68 (83)	142.63 (2498)	20.54 (112)	33.22 (120)	
SLO	565241	KOBAL Ana	65.55 (230)	14.69 (73)	33.49 (262)	48.63 (209)	
	565243	MAZE Tina	31.15 (94)	23.92 (137)	4.40 (13)	32.73 (116)	
SPA	495065	RIENDA CONTRERAS Maria Jose	–	21.95 (119)	3.38 (5)	28.00 (88)	
SUI	515092	GRUENENFELDER Corina	452.28 (1441)	6.00 (31)	20.97 (116)	251.17 (1961)	
	515268	NEF Sonja	–	4.57 (10)	4.15 (10)	41.02 (162)	
	515370	OESTER Marlies	50.53 (164)	5.58 (20)	5.60 (21)	144.41 (1220)	
	515587	PUENCHERA Jessica	25.35 (70)	17.94 (96)	21.05 (118)	26.31 (81)	
SVK	705287	ZUZULOVA Veronika	–	5.87 (25)	26.80 (169)	–	
SWE	505610	BORSSEN Therese	–	5.97 (28)	25.53 (158)	258.16 (1998)	
	505271	EKMAN Susanne	–	5.99 (30)	14.26 (57)	89.01 (624)	
	505396	HARGIN Christine	69.25 (250)	11.03 (52)	13.60 (52)	132.13 (1093)	
	505335	HULTDIN Malin	422.29 (1425)	10.05 (45)	31.94 (233)	293.02 (2134)	
	505187	OTTOSSON Anna	76.35 (291)	4.88 (13)	4.28 (11)	15.09 (40)	
	505483	PAERSON Anja	25.77 (74)	0.00 (1)	0.00 (1)	5.27 (20)	
USA	537544	KILDOW Lindsey C.	4.92 (14)	18.42 (99)	17.19 (72)	15.74 (45)	
	535825	KOZNICK Kristina	–	4.62 (11)	10.11 (36)	116.74 (942)	
	537545	MANCUSO Julia	11.89 (39)	14.12 (67)	12.50 (47)	5.98 (29)	
	537626	RICHARDSON Kaylin L	102.73 (442)	10.90 (50)	12.46 (46)	49.95 (217)	
	536481	SCHLEPER Sarah	102.24 (438)	5.28 (15)	4.77 (15)	68.80 (405)	
	537772	STIEGLER Resi	33.48 (104)	10.38 (47)	14.70 (59)	37.69 (144)	

LEGEND
DH Downhill SL Slalom GS Giant Slalom SG Super–G

**AUDI FIS SKI WORLD CUP 2003/04**

7th LADIES SLALOM

DRAW LIST BY POINTS

Number of Competitors: 57

No.	FIS Code	Name	Nation	WCSL-SL	WCSL-O	FIS-SL
1	505483	PAERSON Anja	SWE	799 (1)	1499 (1)	0.00 (1)
2	185140	POUTIAINEN Tanja	FIN	347 (4)	608 (12)	3.73 (2)
3	205636	BERGMANN-SCHMUDERER Monika	GER	341 (5)	341 (24)	3.78 (3)
4	195249	PEQUEGNOT Laure	FRA	335 (6)	335 (25)	3.83 (4)
5	205378	ERTL Martina	GER	281 (8)	964 (6)	4.27 (5)
6	515268	NEF Sonja	SUI	245 (10)	455 (14)	4.57 (6)
7	535825	KOZNICK Kristina	USA	239 (11)	288 (31)	4.62 (7)
8	55302	EGGER Sabine	AUT	213 (12)	213 (41)	4.83 (8)
9	505187	OTTOSSON Anna	SWE	207 (13)	422 (15)	4.88 (9)
10	205115	GERG Annemarie	GER	166 (14)	166 (48)	5.22 (10)
11	536481	SCHLEPER Sarah	USA	159 (15)	359 (22)	5.28 (11)
12	55576	GOERGL Elisabeth	AUT	156 (16)	365 (21)	5.31 (12)
13	425051	ROGNMO Trine-bakke	NOR	155 (17)	155 (51)	5.31 (13)
14	295435	GIUS Nicole	ITA	153 (18)	251 (38)	5.33 (14)
15	155415	ZAHROBSKA Sarka	CZE	149 (19)	206 (42)	5.36 (15)
16	+400 206001	RIESCH Maria	GER	44 (35)	756 (9)	9.49 (31)
17	515370	OESTER Marlies	SUI	123 (20)	322 (28)	5.58 (16)
18	425458	VIKEN Line	NOR	106 (21)	106 (59)	5.72 (17)
19	385027	FLEISS Nika	CRO	103 (23)	103 (60)	5.74 (18)
20	55759	KIRCHGASSER Michaela	AUT	87 (25)	96 (63)	5.87 (19)
21	705287	ZUZULOVA Veronika	SVK	87 (25)	87 (69)	5.87 (20)
22	505610	BORSSEN Therese	SWE	75 (28)	75 (78)	5.97 (21)
23	295265	CERESA Annalisa	ITA	74 (29)	74 (80)	5.98 (22)
24	505271	EKMAN Susanne	SWE	73 (30)	80 (74)	5.99 (23)
25	537772	STIEGLER Resi	USA	70 (31)	96 (63)	10.38 (35)
26	515092	GRUENENFELDER Corina	SUI	57 (32)	57 (83)	6.00 (24)
27	195215	VIDAL Vanessa	FRA	52 (33)	52 (86)	6.00 (25)
28	185058	RAITA Henna	FIN	50 (34)	50 (88)	7.26 (28)
29	425380	BREMSETH Lisa	NOR	42 (36)	42 (91)	9.85 (32)
30	296259	MOELGG Manuela	ITA	33 (38)	151 (53)	9.44 (30)
31	+400 55069	GOETSCHL Renate	AUT	7 (52)	1277 (2)	28.71 (56)
32	296073	MORANDINI Claudia	ITA	10 (50)	10 (115)	7.24 (26)
33	295559	BIAVASCHI Elisabetta	ITA	-	-	7.26 (27)
34	425443	BIRKELUND Karina	NOR	19 (45)	19 (111)	9.36 (29)
35	155047	ZAKOURILOVA Petra	CZE	29 (39)	29 (100)	10.04 (33)
36	505335	HULTDIN Malin	SWE	3 (57)	3 (132)	10.05 (34)

**AUDI FIS SKI WORLD CUP 2003/04**

7th LADIES SLALOM

DRAW LIST BY POINTS

Number of Competitors: 57

No.	FIS Code	Name	Nation	WCSL-SL	WCSL-O	FIS-SL
37	537626	RICHARDSON Kaylin L	USA	-	-	10.90 (36)
38	505396	HARGIN Christine	SWE	-	-	11.03 (37)
39	385032	JELUSIC Ana	CRO	28 (41)	31 (97)	11.20 (38)
40	155194	KURFUERSTOVA Eva	CZE	-	-	11.25 (39)
41	106022	JANYK Britt	CAN	26 (42)	95 (65)	13.25 (40)
42	537545	MANCUSO Julia	USA	11 (49)	170 (47)	14.12 (41)
43	55388	RAICH Carina	AUT	29 (39)	29 (100)	14.23 (42)
44	355038	WALTER Jessica	LIE	7 (52)	7 (124)	14.37 (43)
45	565241	KOBAL Ana	SLO	-	-	14.69 (44)
46	295738	BACHMANN Silke	ITA	12 (48)	61 (82)	14.96 (45)
47	435142	KARASINSKA Katarzyna	POL	-	-	16.19 (46)
48	205993	HOELZL Kathrin	GER	-	-	16.20 (47)
49	296091	PEZZEDI Emmi	ITA	-	-	16.69 (48)
50	305287	HIROI Noriyo	JPN	17 (46)	17 (113)	17.86 (49)
51	296267	PITTIN Alessia	ITA	-	-	17.92 (50)
52	515587	PUENCHERA Jessica	SUI	-	-	17.94 (51)
53	537544	KILDOW Lindsey C.	USA	-	198 (43)	18.42 (52)
54	305092	KASHIWAGI Kumiko	JPN	7 (52)	7 (124)	21.90 (53)
55	495065	RIENDA CONTRERAS Maria Jose	SPA	8 (51)	276 (33)	21.95 (54)
56	565243	MAZE Tina	SLO	-	253 (37)	23.92 (55)
57	485217	ALIEVA Olesja	RUS	-	-	142.63 (57)

LEGEND**+400** More than 400 points on WCSL-O after 15th place or after 30th place**WCSL-SL** World Cup Start List points for Slalom**FIS-SL** FIS points for Slalom**WCSL-O** Overall WCSL points
No. Control Number

08-02-2004 / Region Arber (GER) / 6297

Page 2/2

Data Processing by SWATCH

www.fis-ski.com

SWATCH Timing

Generation Date: SAT 7 FEB 2004

Time: 17:27 Swatch Internet Time: @727

Document: 45A 1.0

**AUDI FIS SKI WORLD CUP 2003/04**

7th LADIES SLALOM 1st RUN

START LIST**Jury**

TD FIS	D. POSCH	AUT
Referee	K. HOCH	FIS
Chief of Race	G. BELLMANN	GER

Technical Data

Course Name	ArberWeltcup
Start Altitude	1268 m
Finish Altitude	1070 m
Vertical Drop	198 m
Homologation Number	151/18/71

Race Information 1st Run

Course Setter	L. PRENN	ITA
Number of Gates	47	
Turning Gates	46	
Start Time	9:15	
Forerunners	A - L. WALZ	GER
	B - A. ROTTMAYER	GER
	C - S. LIEBL	GER
	D - R. SCHMELMER	GER

Race Information 2nd Run

Course Setter	R. KNEISL	AUT
Number of Gates	48	
Turning Gates	47	
Start Time	11:45	
Forerunners	A - L. WALZ	GER
	B - A. ROTTMAYER	GER
	C - S. LIEBL	GER
	D - M. HEIDER	GER

Number of Competitors: 57

Bib	FIS Code	Name	Year of Birth	Nation	Time	Ski
1	505483	PAERSON Anja	1981	SWE		SALOMON
2	515268	NEF Sonja	1972	SUI		VÖLKL
3	205636	BERGMANN-SCHMUDERER M.	1978	GER		VÖLKL
4	205378	ERTL Martina	1973	GER		ROSSIGNOL
5	185140	POUTIAINEN Tanja	1980	FIN		ROSSIGNOL
6	535825	KOZNICK Kristina	1975	USA		VÖLKL
7	195249	PEQUEGNOT Laure	1975	FRA		SALOMON
8	55576	GOERGL Elisabeth	1981	AUT		VÖLKL
9	295435	GIUS Nicole	1980	ITA		SALOMON
10	155415	ZAHROBSKA Sarka	1985	CZE		HEAD
11	205115	GERG Annemarie	1975	GER		NORDICA
12	55302	EGGER Sabine	1977	AUT		HEAD
13	425051	ROGNMO Trine-bakke	1975	NOR		DYNASTAR
14	505187	OTTOSSON Anna	1976	SWE		DYNASTAR
15	536481	SCHLEPER Sarah	1979	USA		ROSSIGNOL
16	206001	RIESCH Maria	1984	GER		HEAD
17	515370	OESTER Marlies	1976	SUI		NORDICA
18	425458	VIKEN Line	1981	NOR		DYNASTAR
19	385027	FLEISS Nika	1984	CRO		ATOMIC
20	55759	KIRCHGASSER Michaela	1985	AUT		ATOMIC
21	705287	ZUZULOVA Veronika	1984	SVK		ROSSIGNOL

**AUDI FIS SKI WORLD CUP 2003/04**

7th LADIES SLALOM 1st RUN

START LIST

Number of Competitors: 57

Bib	FIS Code	Name	Year of Birth	Nation	Time	Ski
22	505610	BORSSEN Therese	1984	SWE	_____	ATOMIC
23	295265	CERESA Annalisa	1978	ITA	_____	VÖLKL
24	505271	EKMAN Susanne	1978	SWE	_____	SALOMON
25	537772	STIEGLER Resi	1985	USA	_____	DYNASTAR
26	515092	GRUENENFELDER Corina	1975	SUI	_____	NORDICA
27	195215	VIDAL Vanessa	1974	FRA	_____	ROSSIGNOL
28	185058	RAITA Henna	1975	FIN	_____	ROSSIGNOL
29	425380	BREMSETH Lisa	1979	NOR	_____	VÖLKL
30	296259	MOELGG Manuela	1983	ITA	_____	FISCHER
31	55069	GOETSCHL Renate	1975	AUT	_____	SALOMON
32	296073	MORANDINI Claudia	1982	ITA	_____	HEAD
33	295559	BIAVASCHI Elisabetta	1973	ITA	_____	DYNASTAR
34	425443	BIRKELUND Karina	1980	NOR	_____	DYNASTAR
35	155047	ZAKOURILOVA Petra	1978	CZE	_____	HEAD
36	505335	HULTDIN Malin	1979	SWE	_____	DYNASTAR
37	537626	RICHARDSON Kaylin L	1984	USA	_____	SALOMON
38	505396	HARGIN Christine	1980	SWE	_____	ROSSIGNOL
39	385032	JELUSIC Ana	1986	CRO	_____	ATOMIC
40	155194	KURFUERSTOVA Eva	1977	CZE	_____	ROSSIGNOL
41	106022	JANYK Britt	1980	CAN	_____	SALOMON
42	537545	MANCUSO Julia	1984	USA	_____	ROSSIGNOL
43	55388	RAICH Carina	1979	AUT	_____	ATOMIC
44	355038	WALTER Jessica	1984	LIE	_____	VÖLKL
45	565241	KOBAL Ana	1983	SLO	_____	ROSSIGNOL
46	295738	BACHMANN Silke	1977	ITA	_____	VÖLKL
47	435142	KARASINSKA Katarzyna	1982	POL	_____	ROSSIGNOL
48	205993	HOELZL Kathrin	1984	GER	_____	VÖLKL
49	296091	PEZZEDI Emmi	1982	ITA	_____	VÖLKL
50	305287	HIROI Noriyo	1976	JPN	_____	ROSSIGNOL
51	296267	PITTIN Alessia	1983	ITA	_____	ROSSIGNOL
52	515587	PUENCHERA Jessica	1982	SUI	_____	
53	537544	KILDOW Lindsey C.	1984	USA	_____	ROSSIGNOL
54	305092	KASHIWAGI Kumiko	1978	JPN	_____	SALOMON
55	495065	RIENDA CONTRERAS Maria Jose	1975	SPA	_____	ROSSIGNOL
56	565243	MAZE Tina	1983	SLO	_____	ROSSIGNOL
57	485217	ALIEVA Olesja	1977	RUS	_____	FISCHER

**AUDI FIS SKI WORLD CUP 2003/04**

7th LADIES SLALOM 1st RUN

OFFICIAL RESULTS**Jury**

TD FIS	D. POSCH	AUT
Referee	K. HOCH	FIS
Chief of Race	G. BELLMANN	GER

Technical Data

Course Name	ArberWeltcup
Start Altitude	1268 m
Finish Altitude	1070 m
Vertical Drop	198 m
Homologation Number	151/18/71

Race Information 1st Run

Course Setter	L. PRENN	ITA
Number of Gates	47	
Turning Gates	46	
Start Time	9:15	
Forerunners	A - L. WALZ	GER
	B - A. ROTTMAYER	GER
	C - S. LIEBL	GER
	D - R. SCHMELMER	GER

Race Information 2nd Run

Course Setter	R. KNEISL	AUT
Number of Gates	48	
Turning Gates	47	
Start Time	11:45	
Forerunners	A - L. WALZ	GER
	B - A. ROTTMAYER	GER
	C - S. LIEBL	GER
	D - M. HEIDER	GER

Weather: Cloudy Snow: Hard Temperature – Start: –4 °C Finish: –2 °C

Number of Competitors: 57

Rank	Bib	FIS Code	Name	Year of Birth	Nation	Time	Diff.	Ski
1	1	505483	PAERSON Anja	1981	SWE	43.09		SALOMON
2	3	205636	BERGMANN-SCHMUDERER	1978	GER	43.43	0.34	VÖLKL
3	2	515268	NEF Sonja	1972	SUI	43.69	0.60	VÖLKL
4	10	155415	ZAHROBSKA Sarka	1985	CZE	43.92	0.83	HEAD
5	9	295435	GIUS Nicole	1980	ITA	44.05	0.96	SALOMON
6	12	55302	EGGER Sabine	1977	AUT	44.06	0.97	HEAD
7	5	185140	POUTIAINEN Tanja	1980	FIN	44.10	1.01	ROSSIGNOL
8	11	205115	GERG Annemarie	1975	GER	44.11	1.02	NORDICA
8	7	195249	PEQUEGNOT Laure	1975	FRA	44.11	1.02	SALOMON
10	6	535825	KOZNICK Kristina	1975	USA	44.12	1.03	VÖLKL
11	15	536481	SCHLEPER Sarah	1979	USA	44.18	1.09	ROSSIGNOL
12	8	55576	GOERGL Elisabeth	1981	AUT	44.33	1.24	VÖLKL
13	20	55759	KIRCHGASSER Michaela	1985	AUT	44.47	1.38	ATOMIC
14	4	205378	ERTL Martina	1973	GER	44.48	1.39	ROSSIGNOL
15	18	425458	VIKEN Line	1981	NOR	44.50	1.41	DYNASTAR
16	13	425051	ROGNMO Trine-bakke	1975	NOR	44.64	1.55	DYNASTAR
17	21	705287	ZUZULOVA Veronika	1984	SVK	44.71	1.62	ROSSIGNOL
18	14	505187	OTTOSSON Anna	1976	SWE	44.75	1.66	DYNASTAR

08-02-2004 / Region Arber (GER) / 6297

Page 1/2

Data Processing by SWATCH

www.fis-ski.com

SWATCH Timing

Generation Date: SUN 8 FEB 2004

Time: 10:31 Swatch Internet Time: @438

Document: 73B 1.0

**AUDI FIS SKI WORLD CUP 2003/04**

7th LADIES SLALOM 1st RUN

OFFICIAL RESULTS

Number of Competitors: 57

Rank	Bib	FIS Code	Name	Year of Birth	Nation	Time	Diff.	Ski
19	25	537772	STIEGLER Resi	1985	USA	44.79	1.70	DYNASTAR
20	23	295265	CERESA Annalisa	1978	ITA	44.84	1.75	VÖLKL
21	22	505610	BORSSSEN Therese	1984	SWE	44.89	1.80	ATOMIC
22	17	515370	OESTER Marlies	1976	SUI	44.92	1.83	NORDICA
23	39	385032	JELUSIC Ana	1986	CRO	44.99	1.90	ATOMIC
24	44	355038	WALTER Jessica	1984	LIE	45.15	2.06	VÖLKL
25	42	537545	MANCUSO Julia	1984	USA	45.22	2.13	ROSSIGNOL
26	53	537544	KILDOW Lindsey C.	1984	USA	45.26	2.17	ROSSIGNOL
27	34	425443	BIRKELUND Karina	1980	NOR	45.28	2.19	DYNASTAR
28	50	305287	HIROI Noriyo	1976	JPN	45.30	2.21	ROSSIGNOL
28	19	385027	FLEISS Nika	1984	CRO	45.30	2.21	ATOMIC
30	24	505271	EKMAN Susanne	1978	SWE	45.34	2.25	SALOMON
31	33	295559	BIAVASCHI Elisabetta	1973	ITA	45.37	2.28	DYNASTAR
32	27	195215	VIDAL Vanessa	1974	FRA	45.40	2.31	ROSSIGNOL
33	43	55388	RAICH Carina	1979	AUT	45.44	2.35	ATOMIC
34	36	505335	HULTDIN Malin	1979	SWE	45.53	2.44	DYNASTAR
35	37	537626	RICHARDSON Kaylin L	1984	USA	45.54	2.45	SALOMON
36	52	515587	PUENCHERA Jessica	1982	SUI	45.55	2.46	HEAD
36	31	55069	GOETSCHL Renate	1975	AUT	45.55	2.46	SALOMON
38	46	295738	BACHMANN Silke	1977	ITA	45.65	2.56	VÖLKL
39	48	205993	HOELZL Kathrin	1984	GER	45.71	2.62	VÖLKL
40	26	515092	GRUENEFELDER Corina	1975	SUI	46.08	2.99	NORDICA
41	35	155047	ZAKOURILOVA Petra	1978	CZE	46.13	3.04	HEAD
42	41	106022	JANYK Britt	1980	CAN	46.30	3.21	SALOMON
43	49	296091	PEZZEDI Emmi	1982	ITA	46.39	3.30	VÖLKL
43	16	206001	RIESCH Maria	1984	GER	46.39	3.30	HEAD
45	32	296073	MORANDINI Claudia	1982	ITA	46.41	3.32	HEAD
46	40	155194	KURFUERSTOVA Eva	1977	CZE	46.53	3.44	ROSSIGNOL
47	28	185058	RAITA Henna	1975	FIN	46.64	3.55	ROSSIGNOL
48	51	296267	PITTIN Alessia	1983	ITA	47.12	4.03	ROSSIGNOL

DID NOT START 1st RUN: 1 competitor

57	485217	ALIEVA Olesja	1977	RUS	FISCHER
----	--------	---------------	------	-----	---------

DID NOT FINISH 1st RUN: 8 competitors

29	425380	BREMSETH Lisa	1979	NOR	VÖLKL
30	296259	MOELGG Manuela	1983	ITA	FISCHER
38	505396	HARGIN Christine	1980	SWE	ROSSIGNOL
45	565241	KOBAL Ana	1983	SLO	ROSSIGNOL
47	435142	KARASINSKA Katarzyna	1982	POL	ROSSIGNOL
54	305092	KASHIWAGI Kumiko	1978	JPN	SALOMON
55	495065	RIENDA CONTRERAS M.	1975	SPA	ROSSIGNOL
56	565243	MAZE Tina	1983	SLO	ROSSIGNOL

**AUDI FIS SKI WORLD CUP 2003/04**

7th LADIES SLALOM 2nd RUN

START LIST**Jury**

TD FIS	D. POSCH	AUT
Referee	K. HOCH	FIS
Chief of Race	G. BELLMANN	GER

Technical Data

Course Name	ArberWeltcup
Start Altitude	1268 m
Finish Altitude	1070 m
Vertical Drop	198 m
Homologation Number	151/18/71

Race Information 1st Run

Course Setter	L. PRENN	ITA
Number of Gates	47	
Turning Gates	46	
Start Time	9:15	

Race Information 2nd Run

Course Setter	R. KNEISL	AUT
Number of Gates	48	
Turning Gates	47	
Start Time	11:45	

Forerunners	A - L. WALZ	GER
	B - A. ROTTMAYER	GER
	C - S. LIEBL	GER
	D - R. SCHMELMER	GER

Forerunners	A - L. WALZ	GER
	B - A. ROTTMAYER	GER
	C - S. LIEBL	GER
	D - M. HEIDER	GER

Number of Competitors: 30

Start Order	Bib	FIS Code	Name	Year of Birth	Nation	1st Run	Diff.	Rank	2nd Run	Total	Ski
1	24	505271	EKMAN Susanne	1978	SWE	45.34	2.25	30			SALOMON
2	19	385027	FLEISS Nika	1984	CRO	45.30	2.21	28			ATOMIC
3	50	305287	HIROI Noriyo	1976	JPN	45.30	2.21	28			ROSSIGNOL
4	34	425443	BIRKELUND Karina	1980	NOR	45.28	2.19	27			DYNASTAR
5	53	537544	KILDOW Lindsey C.	1984	USA	45.26	2.17	26			ROSSIGNOL
6	42	537545	MANCUSO Julia	1984	USA	45.22	2.13	25			ROSSIGNOL
7	44	355038	WALTER Jessica	1984	LIE	45.15	2.06	24			VÖLKL
8	39	385032	JELUSIC Ana	1986	CRO	44.99	1.90	23			ATOMIC
9	17	515370	OESTER Marlies	1976	SUI	44.92	1.83	22			NORDICA
10	22	505610	BORSSEN Therese	1984	SWE	44.89	1.80	21			ATOMIC
11	23	295265	CERESA Annalisa	1978	ITA	44.84	1.75	20			VÖLKL
12	25	537772	STIEGLER Resi	1985	USA	44.79	1.70	19			DYNASTAR
13	14	505187	OTTOSSON Anna	1976	SWE	44.75	1.66	18			DYNASTAR
14	21	705287	ZUZULOVA Veronika	1984	SVK	44.71	1.62	17			ROSSIGNOL
15	13	425051	ROGNMO Trine-bakke	1975	NOR	44.64	1.55	16			DYNASTAR
16	18	425458	VIKEN Line	1981	NOR	44.50	1.41	15			DYNASTAR
17	4	205378	ERTL Martina	1973	GER	44.48	1.39	14			ROSSIGNOL
18	20	55759	KIRCHGASSER Michaela	1985	AUT	44.47	1.38	13			ATOMIC
19	8	55576	GOERGL Elisabeth	1981	AUT	44.33	1.24	12			VÖLKL
20	15	536481	SCHLEPER Sarah	1979	USA	44.18	1.09	11			ROSSIGNOL

08-02-2004 / Region Arber (GER) / 6297

Page 1/2

Data Processing by SWATCH

www.fis-ski.com

SWATCH Timing

Generation Date: SUN 8 FEB 2004

Time: 10:43 Swatch Internet Time: @446

Document: 51B 1.0

**AUDI FIS SKI WORLD CUP 2003/04**

7th LADIES SLALOM 2nd RUN

START LIST

Number of Competitors: 30

Start Order	Bib	FIS Code	Name	Year of Birth	Nation	1st Run	Diff.	Rank	2nd Run	Total	Ski
21	6	535825	KOZNICK Kristina	1975	USA	44.12	1.03	10			VÖLKL
22	7	195249	PEQUEGNOT Laure	1975	FRA	44.11	1.02	8			SALOMON
23	11	205115	GERG Annemarie	1975	GER	44.11	1.02	8			NORDICA
24	5	185140	POUTIAINEN Tanja	1980	FIN	44.10	1.01	7			ROSSIGNOL
25	12	55302	EGGER Sabine	1977	AUT	44.06	0.97	6			HEAD
26	9	295435	GIUS Nicole	1980	ITA	44.05	0.96	5			SALOMON
27	10	155415	ZAHROBSKA Sarka	1985	CZE	43.92	0.83	4			HEAD
28	2	515268	NEF Sonja	1972	SUI	43.69	0.60	3			VÖLKL
29	3	205636	BERGMANN-SCHMUDERER	1978	GER	43.43	0.34	2			VÖLKL
30	1	505483	PAERSON Anja	1981	SWE	43.09	0.00	1			SALOMON



AUDI FIS SKI WORLD CUP 2003/04

7th LADIES SLALOM 2nd RUN

OFFICIAL RESULTS



Jury

TD FIS	D. POSCH	AUT
Referee	K. HOCH	FIS
Chief of Race	G. BELLMANN	GER

Technical Data

Course Name	ArberWeltcup
Start Altitude	1268 m
Finish Altitude	1070 m
Vertical Drop	198 m
Homologation Number	151/18/71

Race Information 1st Run

Course Setter	L. PRENN	ITA
Number of Gates	47	
Turning Gates	46	
Start Time	9:15	
Forerunners	A - L. WALZ	GER
	B - A. ROTTMAYER	GER
	C - S. LIEBL	GER
	D - R. SCHMELMER	GER

Race Information 2nd Run

Course Setter	R. KNEISL	AUT
Number of Gates	48	
Turning Gates	47	
Start Time	11:45	
Forerunners	A - L. WALZ	GER
	B - A. ROTTMAYER	GER
	C - S. LIEBL	GER
	D - M. HEIDER	GER

Weather: Cloudy Snow: Hard Temperature – Start: –4 °C Finish: –2 °C F-factor: 570

Number of Competitors: 57

Rank	Bib	FIS Code	Name	Year of Birth	Nation	1st Run	2nd Run	Total	Diff.	Race Points	Ski
1	1	505483	PAERSON Anja	1981	SWE	43.09	46.49	1:29.58		0.00	SALOMON
2	3	205636	BERGMANN-SCHMUDERER	1978	GER	43.43	46.59	1:30.02	0.44	2.80	VÖLKL
3	21	705287	ZUZULOVA Veronika	1984	SVK	44.71	45.55	1:30.26	0.68	4.33	ROSSIGNOL
4	15	536481	SCHLEPER Sarah	1979	USA	44.18	46.46	1:30.64	1.06	6.74	ROSSIGNOL
5	10	155415	ZAHROBSKA Sarka	1985	CZE	43.92	46.82	1:30.74	1.16	7.38	HEAD
6	18	425458	VIKEN Line	1981	NOR	44.50	46.37	1:30.87	1.29	8.21	DYNASTAR
7	8	55576	GOERGL Elisabeth	1981	AUT	44.33	46.66	1:30.99	1.41	8.97	VÖLKL
8	25	537772	STIEGLER Resi	1985	USA	44.79	46.28	1:31.07	1.49	9.48	DYNASTAR
9	22	505610	BORSSEN Therese	1984	SWE	44.89	46.24	1:31.13	1.55	9.86	ATOMIC
10	6	535825	KOZNICK Kristina	1975	USA	44.12	47.18	1:31.30	1.72	10.94	VÖLKL
11	13	425051	ROGNMO Trine-bakke	1975	NOR	44.64	46.67	1:31.31	1.73	11.01	DYNASTAR
12	12	55302	EGGER Sabine	1977	AUT	44.06	47.28	1:31.34	1.76	11.20	HEAD
13	20	55759	KIRCHGASSER Michaela	1985	AUT	44.47	46.94	1:31.41	1.83	11.64	ATOMIC
14	39	385032	JELUSIC Ana	1986	CRO	44.99	46.43	1:31.42	1.84	11.71	ATOMIC
14	7	195249	PEQUEGNOT Laure	1975	FRA	44.11	47.31	1:31.42	1.84	11.71	SALOMON
16	34	425443	BIRKELUND Karina	1980	NOR	45.28	46.25	1:31.53	1.95	12.41	DYNASTAR

#475 _____

**AUDI FIS SKI WORLD CUP 2003/04**

7th LADIES SLALOM 2nd RUN

OFFICIAL RESULTS

Number of Competitors: 57

Rank	Bib	FIS Code	Name	Year of Birth	Nation	1st Run	2nd Run	Total	Diff.	Race Points	Ski
17	44	355038	WALTER Jessica	1984	LIE	45.15	46.40	1:31.55	1.97	12.54	VÖLKL
18	11	205115	GERG Annemarie	1975	GER	44.11	47.46	1:31.57	1.99	12.66	NORDICA
19	53	537544	KILDOW Lindsey C.	1984	USA	45.26	46.32	1:31.58	2.00	12.73	ROSSIGNOL
20	19	385027	FLEISS Nika	1984	CRO	45.30	46.30	1:31.60	2.02	12.85	ATOMIC
21	9	295435	GIUS Nicole	1980	ITA	44.05	47.59	1:31.64	2.06	13.11	SALOMON
22	4	205378	ERTL Martina	1973	GER	44.48	47.17	1:31.65	2.07	13.17	ROSSIGNOL
23	23	295265	CERESA Annalisa	1978	ITA	44.84	46.98	1:31.82	2.24	14.25	VÖLKL
24	50	305287	HIROI Noriyo	1976	JPN	45.30	46.77	1:32.07	2.49	15.84	ROSSIGNOL
25	42	537545	MANCUSO Julia	1984	USA	45.22	46.93	1:32.15	2.57	16.35	ROSSIGNOL
26	14	505187	OTTOSSON Anna	1976	SWE	44.75	47.60	1:32.35	2.77	17.63	DYNASTAR

DID NOT QUALIFY FOR 2nd RUN: 18 competitors

33	295559	BIAVASCHI Elisabetta	1973	ITA	45.37						DYNASTAR
27	195215	VIDAL Vanessa	1974	FRA	45.40						ROSSIGNOL
43	55388	RAICH Carina	1979	AUT	45.44						ATOMIC
36	505335	HULTDIN Malin	1979	SWE	45.53						DYNASTAR
37	537626	RICHARDSON Kaylin L	1984	USA	45.54						SALOMON
52	515587	PUENCHERA Jessica	1982	SUI	45.55						HEAD
31	55069	GOETSCHL Renate	1975	AUT	45.55						SALOMON
46	295738	BACHMANN Silke	1977	ITA	45.65						VÖLKL
48	205993	HOELZL Kathrin	1984	GER	45.71						VÖLKL
26	515092	GRUENENFELDER Corina	1975	SUI	46.08						NORDICA
35	155047	ZAKOURILOVA Petra	1978	CZE	46.13						HEAD
41	106022	JANYK Britt	1980	CAN	46.30						SALOMON
49	296091	PEZZEDI Emmi	1982	ITA	46.39						VÖLKL
16	206001	RIESCH Maria	1984	GER	46.39						HEAD
32	296073	MORANDINI Claudia	1982	ITA	46.41						HEAD
40	155194	KURFUERSTOVA Eva	1977	CZE	46.53						ROSSIGNOL
28	185058	RAITA Henna	1975	FIN	46.64						ROSSIGNOL
51	296267	PITTIN Alessia	1983	ITA	47.12						ROSSIGNOL

DID NOT START 1st RUN: 1 competitor

57	485217	ALIEVA Olesja	1977	RUS							FISCHER
----	--------	---------------	------	-----	--	--	--	--	--	--	---------

DID NOT FINISH 1st RUN: 8 competitors

29	425380	BREMSETH Lisa	1979	NOR							VÖLKL
30	296259	MOELGG Manuela	1983	ITA							FISCHER
38	505396	HARGIN Christine	1980	SWE							ROSSIGNOL
45	565241	KOBAL Ana	1983	SLO							ROSSIGNOL
47	435142	KARASINSKA Katarzyna	1982	POL							ROSSIGNOL
54	305092	KASHIWAGI Kumiko	1978	JPN							SALOMON
55	495065	RIENDA CONTRERAS M.	1975	SPA							ROSSIGNOL
56	565243	MAZE Tina	1983	SLO							ROSSIGNOL

DID NOT FINISH 2nd RUN: 4 competitors

2	515268	NEF Sonja	1972	SUI							VÖLKL
5	185140	POUTIAINEN Tanja	1980	FIN							ROSSIGNOL

#475



AUDI FIS SKI WORLD CUP 2003/04

7th LADIES SLALOM 2nd RUN

OFFICIAL RESULTS



Number of Competitors: 57

Rank	Bib	FIS Code	Name	Year of Birth	Nation	1st Run	2nd Run	Total	Diff.	Race Points	Ski
	17	515370	OESTER Marlies	1976	SUI						NORDICA
	24	505271	EKMAN Susanne	1978	SWE						SALOMON

Technical Delegate:

D. POSCH (AUT) #475



AUDI FIS SKI WORLD CUP 2003/04

7th LADIES SLALOM

PENALTY CALCULATION



Best 10 at Finish

Rank	Bib	FIS Code	Name	Nation	FIS Points	Best 5	Race Points
1	1	505483	PAERSON Anja	SWE	0.00	0.00	0.00
2	3	205636	BERGMANN-SCHMUDERER M.	GER	3.78	3.78	2.80
3	21	705287	ZUZULOVA Veronika	SVK	5.87		
4	15	536481	SCHLEPER Sarah	USA	5.28	5.28	6.74
5	10	155415	ZAHROBSKA Sarka	CZE	5.36		
6	18	425458	VIKEN Line	NOR	5.72		
7	8	55576	GOERGL Elisabeth	AUT	5.31	5.31	8.97
8	25	537772	STIEGLER Resi	USA	10.38		
9	22	505610	BORSSEN Therese	SWE	5.97		
10	6	535825	KOZNICK Kristina	USA	4.62	4.62	10.94

Best 5 FIS Points at Start

Rank	Bib	FIS Code	Name	Nation	FIS Points
1	1	505483	PAERSON Anja	SWE	0.00
DNF	5	185140	POUTIAINEN Tanja	FIN	3.73
2	3	205636	BERGMANN-SCHMUDERER M.	GER	3.78
14	7	195249	PEQUEGNOT Laure	FRA	3.83
22	4	205378	ERTL Martina	GER	4.27

TOTALS:			
	FIS Points of Best 5 at Start (B)	15.61	
	FIS Points of Best at Finish in Top 10 (A)		18.99
	Race Points of Corresponding Competitors (C)		29.45
	Calculated Penalty (A+B-C) : 10 =>	0.515	
	Rounded	0.52	
	Category Adder	0.00	
	Correction Value (Z)	-1.23	
	Calculated Penalty	1.75	
	Penalty Applied	0.00	

Technical Delegate:
D. POSCH (AUT) #475

**AUDI FIS SKI WORLD CUP 2003/04**

7th LADIES SLALOM 2nd RUN

PERFORMANCE ANALYSIS 1

Number of Competitors: 26

Rank	Bib	Name	Nation	Positions			Partials			Difference	
				Pos.	Time	Rank	Pos.	Time	Rank	Time	
1	1	PAERSON Anja	SWE	Run1:	Int1:	24.36	(1)	I1-Fin:	18.73	(1)	0.00
				Fin:	43.09	(1)	0.00				
				Run2:	Int1:	25.76	(12)	I1-Fin:	20.73	(6)	0.43
				Fin:	46.49	(11)	0.94				
Total:	Int1:	1:08.85	(1)				0.00				
Fin:	1:29.58	(1)				0.00					
2	3	BERGMANN-SCHMUDERERGER		Run1:	Int1:	24.46	(2)	I1-Fin:	18.97	(2)	0.10
				Fin:	43.43	(2)	0.34				
				Run2:	Int1:	25.79	(13)	I1-Fin:	20.80	(10)	0.46
				Fin:	46.59	(12)	1.04				
Total:	Int1:	1:09.22	(2)				0.37				
Fin:	1:30.02	(2)				0.44					
3	21	ZUZULOVA Veronika	SVK	Run1:	Int1:	25.00	(13)	I1-Fin:	19.71	(19)	0.64
				Fin:	44.71	(15)	1.62				
				Run2:	Int1:	25.33	(1)	I1-Fin:	20.22	(1)	0.00
				Fin:	45.55	(1)	0.00				
Total:	Int1:	1:10.04	(5)				1.19				
Fin:	1:30.26	(3)				0.68					
4	15	SCHLEPER Sarah	USA	Run1:	Int1:	24.83	(9)	I1-Fin:	19.35	(7)	0.47
				Fin:	44.18	(9)	1.09				
				Run2:	Int1:	25.51	(6)	I1-Fin:	20.95	(17)	0.18
				Fin:	46.46	(10)	0.91				
Total:	Int1:	1:09.69	(3)				0.84				
Fin:	1:30.64	(4)				1.06					
5	10	ZAHROBSKA Sarka	CZE	Run1:	Int1:	24.86	(10)	I1-Fin:	19.06	(3)	0.50
				Fin:	43.92	(3)	0.83				
				Run2:	Int1:	26.06	(19)	I1-Fin:	20.76	(7)	0.73
				Fin:	46.82	(16)	1.27				
Total:	Int1:	1:09.98	(4)				1.13				
Fin:	1:30.74	(5)				1.16					
6	18	VIKEN Line	NOR	Run1:	Int1:	24.95	(11)	I1-Fin:	19.55	(13)	0.59
				Fin:	44.50	(13)	1.41				
				Run2:	Int1:	25.70	(9)	I1-Fin:	20.67	(4)	0.37
				Fin:	46.37	(7)	0.82				
Total:	Int1:	1:10.20	(7)				1.35				
Fin:	1:30.87	(6)				1.29					



AUDI FIS SKI WORLD CUP 2003/04
7th LADIES SLALOM 2nd RUN
PERFORMANCE ANALYSIS 1



Number of Competitors: 26

Rank	Bib	Name	Nation	Positions			Partials			Difference
				Pos.	Time	Rank	Pos.	Time	Rank	Time
7	8	GOERGL Elisabeth	AUT	Run1:	Int1:	25.06 (14)	I1-Fin:	19.27 (5)	0.70	
				Fin:	44.33 (10)	1.24				
				Run2:	Int1:	26.06 (19)	I1-Fin:	20.60 (3)	0.73	
				Fin:	46.66 (13)			1.11		
				Total:	Int1:	1:10.39 (12)			1.54	
					Fin:	1:30.99 (7)			1.41	
8	25	STIEGLER Resi	USA	Run1:	Int1:	24.98 (12)	I1-Fin:	19.81 (21)	0.62	
				Fin:	44.79 (17)	1.70				
				Run2:	Int1:	25.52 (7)	I1-Fin:	20.76 (7)	0.19	
				Fin:	46.28 (4)			0.73		
				Total:	Int1:	1:10.31 (9)			1.46	
					Fin:	1:31.07 (8)			1.49	
9	22	BORSSSEN Therese	SWE	Run1:	Int1:	25.24 (19)	I1-Fin:	19.65 (16)	0.88	
				Fin:	44.89 (19)	1.80				
				Run2:	Int1:	25.40 (3)	I1-Fin:	20.84 (12)	0.07	
				Fin:	46.24 (2)			0.69		
				Total:	Int1:	1:10.29 (8)			1.44	
					Fin:	1:31.13 (9)			1.55	
10	6	KOZNICK Kristina	USA	Run1:	Int1:	24.75 (7)	I1-Fin:	19.37 (8)	0.39	
				Fin:	44.12 (8)	1.03				
				Run2:	Int1:	26.03 (17)	I1-Fin:	21.15 (24)	0.70	
				Fin:	47.18 (21)			1.63		
				Total:	Int1:	1:10.15 (6)			1.30	
					Fin:	1:31.30 (10)			1.72	
11	13	ROGNMO Trine-bakke	NOR	Run1:	Int1:	24.68 (4)	I1-Fin:	19.96 (25)	0.32	
				Fin:	44.64 (14)	1.55				
				Run2:	Int1:	25.98 (16)	I1-Fin:	20.69 (5)	0.65	
				Fin:	46.67 (14)			1.12		
				Total:	Int1:	1:10.62 (18)			1.77	
					Fin:	1:31.31 (11)			1.73	
12	12	EGGER Sabine	AUT	Run1:	Int1:	24.68 (4)	I1-Fin:	19.38 (9)	0.32	
				Fin:	44.06 (5)	0.97				
				Run2:	Int1:	26.43 (25)	I1-Fin:	20.85 (13)	1.10	
				Fin:	47.28 (22)			1.73		
				Total:	Int1:	1:10.49 (14)			1.64	
					Fin:	1:31.34 (12)			1.76	
13	20	KIRCHGASSER Michaela	AUT	Run1:	Int1:	25.39 (22)	I1-Fin:	19.08 (4)	1.03	
				Fin:	44.47 (11)	1.38				
				Run2:	Int1:	25.95 (15)	I1-Fin:	20.99 (19)	0.62	
				Fin:	46.94 (18)			1.39		
				Total:	Int1:	1:10.42 (13)			1.57	
					Fin:	1:31.41 (13)			1.83	
14	39	JELUSIC Ana	CRO	Run1:	Int1:	25.08 (16)	I1-Fin:	19.91 (23)	0.72	
				Fin:	44.99 (20)	1.90				
				Run2:	Int1:	25.63 (8)	I1-Fin:	20.80 (10)	0.30	
				Fin:	46.43 (9)			0.88		
				Total:	Int1:	1:10.62 (18)			1.77	
					Fin:	1:31.42 (14)			1.84	



AUDI FIS SKI WORLD CUP 2003/04
7th LADIES SLALOM 2nd RUN
PERFORMANCE ANALYSIS 1



Number of Competitors: 26

Rank	Bib	Name	Nation	Positions			Partials			Difference	
				Pos.	Time	Rank	Pos.	Time	Rank	Time	
14	7	PEQUEGNOT Laure	FRA	Run1:	Int1:	24.72	(6)	I1-Fin:	19.39	(10)	0.36
					Fin:	44.11	(6)				
				Run2:	Int1:	26.20	(23)	I1-Fin:	21.11	(22)	0.87
			Fin:	47.31	(23)				1.76		
			Total:	Int1:	1:10.31	(9)				1.46	
				Fin:	1:31.42	(14)				1.84	
16	34	BIRKELUND Karina	NOR	Run1:	Int1:	25.48	(25)	I1-Fin:	19.80	(20)	1.12
					Fin:	45.28	(24)				
				Run2:	Int1:	25.33	(1)	I1-Fin:	20.92	(16)	0.00
			Fin:	46.25	(3)				0.70		
			Total:	Int1:	1:10.61	(17)				1.76	
				Fin:	1:31.53	(16)				1.95	
17	44	WALTER Jessica	LIE	Run1:	Int1:	25.45	(23)	I1-Fin:	19.70	(18)	1.09
					Fin:	45.15	(21)				
				Run2:	Int1:	25.42	(4)	I1-Fin:	20.98	(18)	0.09
			Fin:	46.40	(8)				0.85		
			Total:	Int1:	1:10.57	(16)				1.72	
				Fin:	1:31.55	(17)				1.97	
18	11	GERG Annemarie	GER	Run1:	Int1:	24.81	(8)	I1-Fin:	19.30	(6)	0.45
					Fin:	44.11	(6)				
				Run2:	Int1:	26.24	(24)	I1-Fin:	21.22	(25)	0.91
			Fin:	47.46	(24)				1.91		
			Total:	Int1:	1:10.35	(11)				1.50	
				Fin:	1:31.57	(18)				1.99	
19	53	KILDOW Lindsey C.	USA	Run1:	Int1:	25.11	(17)	I1-Fin:	20.15	(26)	0.75
					Fin:	45.26	(23)				
				Run2:	Int1:	25.45	(5)	I1-Fin:	20.87	(14)	0.12
			Fin:	46.32	(6)				0.77		
			Total:	Int1:	1:10.71	(22)				1.86	
				Fin:	1:31.58	(19)				2.00	
20	19	FLEISS Nika	CRO	Run1:	Int1:	25.62	(26)	I1-Fin:	19.68	(17)	1.26
					Fin:	45.30	(25)				
				Run2:	Int1:	25.73	(11)	I1-Fin:	20.57	(2)	0.40
			Fin:	46.30	(5)				0.75		
			Total:	Int1:	1:11.03	(24)				2.18	
				Fin:	1:31.60	(20)				2.02	
21	9	GIUS Nicole	ITA	Run1:	Int1:	24.58	(3)	I1-Fin:	19.47	(12)	0.22
					Fin:	44.05	(4)				
				Run2:	Int1:	26.48	(26)	I1-Fin:	21.11	(22)	1.15
			Fin:	47.59	(25)				2.04		
			Total:	Int1:	1:10.53	(15)				1.68	
				Fin:	1:31.64	(21)				2.06	
22	4	ERTL Martina	GER	Run1:	Int1:	25.06	(14)	I1-Fin:	19.42	(11)	0.70
					Fin:	44.48	(12)				
				Run2:	Int1:	26.15	(21)	I1-Fin:	21.02	(20)	0.82
			Fin:	47.17	(20)				1.62		
			Total:	Int1:	1:10.63	(20)				1.78	
				Fin:	1:31.65	(22)				2.07	



AUDI FIS SKI WORLD CUP 2003/04
 7th LADIES SLALOM 2nd RUN
PERFORMANCE ANALYSIS 1



Number of Competitors: 26

Rank	Bib	Name	Nation	Positions			Partials			Difference	
				Pos.	Time	Rank	Pos.	Time	Rank	Time	
23	23	CERESA Annalisa	ITA	Run1:	Int1:	25.26	(20)	I1-Fin:	19.58	(14)	0.90
					Fin:	44.84	(18)				1.75
				Run2:	Int1:	26.19	(22)	I1-Fin:	20.79	(9)	0.86
					Fin:	46.98	(19)				1.43
Total:				Int1:	1:11.03	(24)			2.18		
				Fin:	1:31.82	(23)			2.24		
24	50	HIROI Noriyo	JPN	Run1:	Int1:	25.47	(24)	I1-Fin:	19.83	(22)	1.11
					Fin:	45.30	(25)				2.21
				Run2:	Int1:	25.71	(10)	I1-Fin:	21.06	(21)	0.38
					Fin:	46.77	(15)				1.22
Total:				Int1:	1:11.01	(23)			2.16		
				Fin:	1:32.07	(24)			2.49		
25	42	MANCUSO Julia	USA	Run1:	Int1:	25.28	(21)	I1-Fin:	19.94	(24)	0.92
					Fin:	45.22	(22)				2.13
				Run2:	Int1:	26.04	(18)	I1-Fin:	20.89	(15)	0.71
					Fin:	46.93	(17)				1.38
Total:				Int1:	1:11.26	(26)			2.41		
				Fin:	1:32.15	(25)			2.57		
26	14	OTTOSSON Anna	SWE	Run1:	Int1:	25.12	(18)	I1-Fin:	19.63	(15)	0.76
					Fin:	44.75	(16)				1.66
				Run2:	Int1:	25.94	(14)	I1-Fin:	21.66	(26)	0.61
					Fin:	47.60	(26)				2.05
Total:				Int1:	1:10.69	(21)			1.84		
				Fin:	1:32.35	(26)			2.77		

LEGEND

Pos Intermediate or Speed Position **Int1:** Intermediate 1 **Run2** Second Run **Run1** First Run **Fin:** Finish
Total First + Second Run



AUDI FIS SKI WORLD CUP 2003/04
7th LADIES SLALOM 2nd RUN
PERFORMANCE ANALYSIS 2



Number of Competitors: 57

Bib Name	Nation	Positions			Partials			Difference	
		Pos.	Time	Rank	Pos.	Time	Rank	Time	
1 PAERSON Anja	SWE	Run1:	Int1:	24.36	(1)	I1-Fin:	18.73	(1)	0.00
			Fin:	43.09	(1)				0.00
		Run2:	Int1:	25.76	(12)	I1-Fin:	20.73	(6)	0.43
			Fin:	46.49	(11)				0.94
Total:	Int1:	1:08.85	(1)				0.00		
		Fin:	1:29.58	(1)				0.00	
2 NEF Sonja	SUI	Run1:	Int1:	24.71	(7)	I1-Fin:	18.98	(3)	0.35
			Fin:	43.69	(3)				0.60
		Run2:	Int1:			I1-Fin:			
			Fin:	DNF					
Total:	Int1:								
		Fin:	DNF						
3 BERGMANN-SCHMUDERER	GER	Run1:	Int1:	24.46	(2)	I1-Fin:	18.97	(2)	0.10
			Fin:	43.43	(2)				0.34
		Run2:	Int1:	25.79	(13)	I1-Fin:	20.80	(10)	0.46
			Fin:	46.59	(12)				1.04
Total:	Int1:	1:09.22	(2)				0.37		
		Fin:	1:30.02	(2)				0.44	
4 ERTL Martina	GER	Run1:	Int1:	25.06	(17)	I1-Fin:	19.42	(12)	0.70
			Fin:	44.48	(14)				1.39
		Run2:	Int1:	26.15	(21)	I1-Fin:	21.02	(20)	0.82
			Fin:	47.17	(20)				1.62
Total:	Int1:	1:10.63	(20)				1.78		
		Fin:	1:31.65	(22)				2.07	
5 POUTIAINEN Tanja	FIN	Run1:	Int1:	24.59	(4)	I1-Fin:	19.51	(14)	0.23
			Fin:	44.10	(7)				1.01
		Run2:	Int1:			I1-Fin:			
			Fin:	DNF					
Total:	Int1:								
		Fin:	DNF						
6 KOZNICK Kristina	USA	Run1:	Int1:	24.75	(9)	I1-Fin:	19.37	(9)	0.39
			Fin:	44.12	(10)				1.03
		Run2:	Int1:	26.03	(17)	I1-Fin:	21.15	(24)	0.70
			Fin:	47.18	(21)				1.63
Total:	Int1:	1:10.15	(6)				1.30		
		Fin:	1:31.30	(10)				1.72	



AUDI FIS SKI WORLD CUP 2003/04
7th LADIES SLALOM 2nd RUN
PERFORMANCE ANALYSIS 2



Number of Competitors: 57

Bib	Name	Nation	Positions			Partials			Difference	
			Pos.	Time	Rank	Pos.	Time	Rank	Time	
7	PEQUEGNOT Laure	FRA	Run1:	Int1:	24.72	(8)	I1-Fin:	19.39	(11)	0.36
				Fin:	44.11	(8)				
			Run2:	Int1:	26.20	(23)	I1-Fin:	21.11	(22)	0.87
				Fin:	47.31	(23)				
Total:	Int1:	1:10.31	(9)				1.46			
		Fin:	1:31.42	(14)				1.84		
8	GOERGL Elisabeth	AUT	Run1:	Int1:	25.06	(17)	I1-Fin:	19.27	(6)	0.70
				Fin:	44.33	(12)				
			Run2:	Int1:	26.06	(19)	I1-Fin:	20.60	(3)	0.73
				Fin:	46.66	(13)				
Total:	Int1:	1:10.39	(12)				1.54			
		Fin:	1:30.99	(7)				1.41		
9	GIUS Nicole	ITA	Run1:	Int1:	24.58	(3)	I1-Fin:	19.47	(13)	0.22
				Fin:	44.05	(5)				
			Run2:	Int1:	26.48	(26)	I1-Fin:	21.11	(22)	1.15
				Fin:	47.59	(25)				
Total:	Int1:	1:10.53	(15)				1.68			
		Fin:	1:31.64	(21)				2.06		
10	ZAHROBSKA Sarka	CZE	Run1:	Int1:	24.86	(12)	I1-Fin:	19.06	(4)	0.50
				Fin:	43.92	(4)				
			Run2:	Int1:	26.06	(19)	I1-Fin:	20.76	(7)	0.73
				Fin:	46.82	(16)				
Total:	Int1:	1:09.98	(4)				1.13			
		Fin:	1:30.74	(5)				1.16		
11	GERG Annemarie	GER	Run1:	Int1:	24.81	(10)	I1-Fin:	19.30	(7)	0.45
				Fin:	44.11	(8)				
			Run2:	Int1:	26.24	(24)	I1-Fin:	21.22	(25)	0.91
				Fin:	47.46	(24)				
Total:	Int1:	1:10.35	(11)				1.50			
		Fin:	1:31.57	(18)				1.99		
12	EGGER Sabine	AUT	Run1:	Int1:	24.68	(5)	I1-Fin:	19.38	(10)	0.32
				Fin:	44.06	(6)				
			Run2:	Int1:	26.43	(25)	I1-Fin:	20.85	(13)	1.10
				Fin:	47.28	(22)				
Total:	Int1:	1:10.49	(14)				1.64			
		Fin:	1:31.34	(12)				1.76		
13	ROGNMO Trine-bakke	NOR	Run1:	Int1:	24.68	(5)	I1-Fin:	19.96	(34)	0.32
				Fin:	44.64	(16)				
			Run2:	Int1:	25.98	(16)	I1-Fin:	20.69	(5)	0.65
				Fin:	46.67	(14)				
Total:	Int1:	1:10.62	(18)				1.77			
		Fin:	1:31.31	(11)				1.73		
14	OTTOSSON Anna	SWE	Run1:	Int1:	25.12	(21)	I1-Fin:	19.63	(17)	0.76
				Fin:	44.75	(18)				
			Run2:	Int1:	25.94	(14)	I1-Fin:	21.66	(26)	0.61
				Fin:	47.60	(26)				
Total:	Int1:	1:10.69	(21)				1.84			
		Fin:	1:32.35	(26)				2.77		



AUDI FIS SKI WORLD CUP 2003/04
 7th LADIES SLALOM 2nd RUN
PERFORMANCE ANALYSIS 2



Number of Competitors: 57

Bib	Name	Nation	Positions			Partials			Difference	
			Pos.	Time	Rank	Pos.	Time	Rank	Time	
15	SCHLEPER Sarah	USA	Run1:	Int1:	24.83	(11)	I1-Fin:	19.35	(8)	0.47
				Fin:	44.18	(11)				1.09
			Run2:	Int1:	25.51	(6)	I1-Fin:	20.95	(17)	0.18
				Fin:	46.46	(10)				0.91
Total:	Int1:	1:09.69	(3)				0.84			
			Fin:	1:30.64	(4)				1.06	
16	RIESCH Maria	GER	Run1:	Int1:	26.09	(51)	I1-Fin:	20.30	(41)	1.73
				Fin:	46.39	(43)				3.30
			Run2:	Int1:			I1-Fin:			
				Fin:	DNQ					
Total:	Int1:									
			Fin:	DNQ						
17	OESTER Marlies	SUI	Run1:	Int1:	25.28	(24)	I1-Fin:	19.64	(18)	0.92
				Fin:	44.92	(22)				1.83
			Run2:	Int1:			I1-Fin:			
				Fin:	DNF					
Total:	Int1:									
			Fin:	DNF						
18	VIKEN Line	NOR	Run1:	Int1:	24.95	(13)	I1-Fin:	19.55	(15)	0.59
				Fin:	44.50	(15)				1.41
			Run2:	Int1:	25.70	(9)	I1-Fin:	20.67	(4)	0.37
				Fin:	46.37	(7)				0.82
Total:	Int1:	1:10.20	(7)				1.35			
			Fin:	1:30.87	(6)				1.29	
19	FLEISS Nika	CRO	Run1:	Int1:	25.62	(41)	I1-Fin:	19.68	(20)	1.26
				Fin:	45.30	(28)				2.21
			Run2:	Int1:	25.73	(11)	I1-Fin:	20.57	(2)	0.40
				Fin:	46.30	(5)				0.75
Total:	Int1:	1:11.03	(24)				2.18			
			Fin:	1:31.60	(20)				2.02	
20	KIRCHGASSER Michaela	AUT	Run1:	Int1:	25.39	(28)	I1-Fin:	19.08	(5)	1.03
				Fin:	44.47	(13)				1.38
			Run2:	Int1:	25.95	(15)	I1-Fin:	20.99	(19)	0.62
				Fin:	46.94	(18)				1.39
Total:	Int1:	1:10.42	(13)				1.57			
			Fin:	1:31.41	(13)				1.83	
21	ZUZULOVA Veronika	SVK	Run1:	Int1:	25.00	(16)	I1-Fin:	19.71	(22)	0.64
				Fin:	44.71	(17)				1.62
			Run2:	Int1:	25.33	(1)	I1-Fin:	20.22	(1)	0.00
				Fin:	45.55	(1)				0.00
Total:	Int1:	1:10.04	(5)				1.19			
			Fin:	1:30.26	(3)				0.68	
22	BORSSSEN Therese	SWE	Run1:	Int1:	25.24	(22)	I1-Fin:	19.65	(19)	0.88
				Fin:	44.89	(21)				1.80
			Run2:	Int1:	25.40	(3)	I1-Fin:	20.84	(12)	0.07
				Fin:	46.24	(2)				0.69
Total:	Int1:	1:10.29	(8)				1.44			
			Fin:	1:31.13	(9)				1.55	



AUDI FIS SKI WORLD CUP 2003/04
7th LADIES SLALOM 2nd RUN
PERFORMANCE ANALYSIS 2



Number of Competitors: 57

Bib	Name	Nation	Positions			Partials			Difference	
			Pos.	Time	Rank	Pos.	Time	Rank	Time	
23	CERESA Annalisa	ITA	Run1:	Int1:	25.26	(23)	I1-Fin:	19.58	(16)	0.90
				Fin:	44.84	(20)				1.75
			Run2:	Int1:	26.19	(22)	I1-Fin:	20.79	(9)	0.86
				Fin:	46.98	(19)				1.43
Total:			Int1:	1:11.03	(24)				2.18	
			Fin:	1:31.82	(23)				2.24	
24	EKMAN Susanne	SWE	Run1:	Int1:	25.52	(36)	I1-Fin:	19.82	(26)	1.16
				Fin:	45.34	(30)				2.25
			Run2:	Int1:			I1-Fin:			
				Fin:	DNF					
Total:			Int1:							
			Fin:	DNF						
25	STIEGLER Resi	USA	Run1:	Int1:	24.98	(14)	I1-Fin:	19.81	(25)	0.62
				Fin:	44.79	(19)				1.70
			Run2:	Int1:	25.52	(7)	I1-Fin:	20.76	(7)	0.19
				Fin:	46.28	(4)				0.73
Total:			Int1:	1:10.31	(9)				1.46	
			Fin:	1:31.07	(8)				1.49	
26	GRUENEFELDER Corina	SUI	Run1:	Int1:	25.68	(42)	I1-Fin:	20.40	(45)	1.32
				Fin:	46.08	(40)				2.99
			Run2:	Int1:			I1-Fin:			
				Fin:	DNQ					
Total:			Int1:							
			Fin:	DNQ						
27	VIDAL Vanessa	FRA	Run1:	Int1:	25.31	(26)	I1-Fin:	20.09	(37)	0.95
				Fin:	45.40	(32)				2.31
			Run2:	Int1:			I1-Fin:			
				Fin:	DNQ					
Total:			Int1:							
			Fin:	DNQ						
28	RAITA Henna	FIN	Run1:	Int1:	26.13	(52)	I1-Fin:	20.51	(46)	1.77
				Fin:	46.64	(47)				3.55
			Run2:	Int1:			I1-Fin:			
				Fin:	DNQ					
Total:			Int1:							
			Fin:	DNQ						
29	BREMSETH Lisa	NOR	Run1:	Int1:	24.98	(14)	I1-Fin:			0.62
				Fin:	DNF					
			Run2:	Int1:			I1-Fin:			
				Fin:	DNF					
Total:			Int1:							
			Fin:	DNF						
30	MOELGG Manuela	ITA	Run1:	Int1:	25.31	(26)	I1-Fin:			0.95
				Fin:	DNF					
			Run2:	Int1:			I1-Fin:			
				Fin:	DNF					
Total:			Int1:							
			Fin:	DNF						



AUDI FIS SKI WORLD CUP 2003/04
 7th LADIES SLALOM 2nd RUN
PERFORMANCE ANALYSIS 2



Number of Competitors: 57

Bib	Name	Nation	Positions			Partials			Difference
			Pos.	Time	Rank	Pos.	Time	Rank	Time
31	GOETSCHL Renate	AUT	Run1:	Int1: 25.73 (45) Fin: 45.55 (36)		I1-Fin: 19.82 (26)		1.37 2.46	
			Run2:	Int1: Fin: DNQ		I1-Fin:			
			Total:	Int1: Fin: DNQ					
32	MORANDINI Claudia	ITA	Run1:	Int1: 26.03 (50) Fin: 46.41 (45)		I1-Fin: 20.38 (43)		1.67 3.32	
			Run2:	Int1: Fin: DNQ		I1-Fin:			
			Total:	Int1: Fin: DNQ					
33	BIAVASCHI Elisabetta	ITA	Run1:	Int1: 25.52 (36) Fin: 45.37 (31)		I1-Fin: 19.85 (29)		1.16 2.28	
			Run2:	Int1: Fin: DNQ		I1-Fin:			
			Total:	Int1: Fin: DNQ					
34	BIRKELUND Karina	NOR	Run1:	Int1: 25.48 (33) Fin: 45.28 (27)		I1-Fin: 19.80 (24)		1.12 2.19	
			Run2:	Int1: 25.33 (1) Fin: 46.25 (3)		I1-Fin: 20.92 (16)		0.00 0.70	
			Total:	Int1: 1:10.61 (17) Fin: 1:31.53 (16)				1.76 1.95	
35	ZAKOURILOVA Petra	CZE	Run1:	Int1: 25.52 (36) Fin: 46.13 (41)		I1-Fin: 20.61 (47)		1.16 3.04	
			Run2:	Int1: Fin: DNQ		I1-Fin:			
			Total:	Int1: Fin: DNQ					
36	HULTDIN Malin	SWE	Run1:	Int1: 25.48 (33) Fin: 45.53 (34)		I1-Fin: 20.05 (36)		1.12 2.44	
			Run2:	Int1: Fin: DNQ		I1-Fin:			
			Total:	Int1: Fin: DNQ					
37	RICHARDSON Kaylin L	USA	Run1:	Int1: 25.81 (46) Fin: 45.54 (35)		I1-Fin: 19.73 (23)		1.45 2.45	
			Run2:	Int1: Fin: DNQ		I1-Fin:			
			Total:	Int1: Fin: DNQ					
38	HARGIN Christine	SWE	Run1:	Int1: 25.52 (36) Fin: DNF		I1-Fin:		1.16	
			Run2:	Int1: Fin: DNF		I1-Fin:			
			Total:	Int1: Fin: DNF					



AUDI FIS SKI WORLD CUP 2003/04
 7th LADIES SLALOM 2nd RUN
PERFORMANCE ANALYSIS 2



Number of Competitors: 57

Bib	Name	Nation	Positions			Partials			Difference	
			Pos.	Time	Rank	Pos.	Time	Rank	Time	
39	JELUSIC Ana	CRO	Run1:	Int1:	25.08	(19)	I1-Fin:	19.91	(32)	0.72
				Fin:	44.99	(23)				1.90
			Run2:	Int1:	25.63	(8)	I1-Fin:	20.80	(10)	0.30
				Fin:	46.43	(9)				0.88
	Total:	Int1:	1:10.62	(18)				1.77		
		Fin:	1:31.42	(14)				1.84		
40	KURFUERSTOVA Eva	CZE	Run1:	Int1:	26.15	(53)	I1-Fin:	20.38	(43)	1.79
				Fin:	46.53	(46)				3.44
			Run2:	Int1:			I1-Fin:			
				Fin:	DNQ					
	Total:	Int1:								
		Fin:	DNQ							
41	JANYK Britt	CAN	Run1:	Int1:	25.98	(48)	I1-Fin:	20.32	(42)	1.62
				Fin:	46.30	(42)				3.21
			Run2:	Int1:			I1-Fin:			
				Fin:	DNQ					
	Total:	Int1:								
		Fin:	DNQ							
42	MANCUSO Julia	USA	Run1:	Int1:	25.28	(24)	I1-Fin:	19.94	(33)	0.92
				Fin:	45.22	(25)				2.13
			Run2:	Int1:	26.04	(18)	I1-Fin:	20.89	(15)	0.71
				Fin:	46.93	(17)				1.38
	Total:	Int1:	1:11.26	(26)				2.41		
		Fin:	1:32.15	(25)				2.57		
43	RAICH Carina	AUT	Run1:	Int1:	25.43	(29)	I1-Fin:	20.01	(35)	1.07
				Fin:	45.44	(33)				2.35
			Run2:	Int1:			I1-Fin:			
				Fin:	DNQ					
	Total:	Int1:								
		Fin:	DNQ							
44	WALTER Jessica	LIE	Run1:	Int1:	25.45	(30)	I1-Fin:	19.70	(21)	1.09
				Fin:	45.15	(24)				2.06
			Run2:	Int1:	25.42	(4)	I1-Fin:	20.98	(18)	0.09
				Fin:	46.40	(8)				0.85
	Total:	Int1:	1:10.57	(16)				1.72		
		Fin:	1:31.55	(17)				1.97		
45	KOBAL Ana	SLO	Run1:	Int1:	25.46	(31)	I1-Fin:			1.10
				Fin:	DNF					
			Run2:	Int1:			I1-Fin:			
				Fin:	DNF					
	Total:	Int1:								
		Fin:	DNF							
46	BACHMANN Silke	ITA	Run1:	Int1:	25.49	(35)	I1-Fin:	20.16	(39)	1.13
				Fin:	45.65	(38)				2.56
			Run2:	Int1:			I1-Fin:			
				Fin:	DNQ					
	Total:	Int1:								
		Fin:	DNQ							



AUDI FIS SKI WORLD CUP 2003/04
 7th LADIES SLALOM 2nd RUN
PERFORMANCE ANALYSIS 2



Number of Competitors: 57

Bib	Name	Nation	Positions			Partials			Difference
			Pos.	Time	Rank	Pos.	Time	Rank	Time
47	KARASINSKA Katarzyna	POL	Run1:	Int1:			I1-Fin:		
				Fin:	DNF				
			Run2:	Int1:			I1-Fin:		
				Fin:	DNF				
			Total:	Int1:					
				Fin:	DNF				
48	HOELZL Kathrin	GER	Run1:	Int1:	25.86 (47)		I1-Fin:	19.85 (29)	1.50
				Fin:	45.71 (39)				2.62
			Run2:	Int1:			I1-Fin:		
				Fin:	DNQ				
			Total:	Int1:					
				Fin:	DNQ				
49	PEZZEDI Emmi	ITA	Run1:	Int1:	25.58 (40)		I1-Fin:	20.81 (48)	1.22
				Fin:	46.39 (43)				3.30
			Run2:	Int1:			I1-Fin:		
				Fin:	DNQ				
			Total:	Int1:					
				Fin:	DNQ				
50	HIROI Noriyo	JPN	Run1:	Int1:	25.47 (32)		I1-Fin:	19.83 (28)	1.11
				Fin:	45.30 (28)				2.21
			Run2:	Int1:	25.71 (10)		I1-Fin:	21.06 (21)	0.38
				Fin:	46.77 (15)				1.22
			Total:	Int1:	1:11.01 (23)				2.16
				Fin:	1:32.07 (24)				2.49
51	PITTIN Alessia	ITA	Run1:	Int1:	26.85 (54)		I1-Fin:	20.27 (40)	2.49
				Fin:	47.12 (48)				4.03
			Run2:	Int1:			I1-Fin:		
				Fin:	DNQ				
			Total:	Int1:					
				Fin:	DNQ				
52	PUENCHERA Jessica	SUI	Run1:	Int1:	25.69 (43)		I1-Fin:	19.86 (31)	1.33
				Fin:	45.55 (36)				2.46
			Run2:	Int1:			I1-Fin:		
				Fin:	DNQ				
			Total:	Int1:					
				Fin:	DNQ				
53	KILDOW Lindsey C.	USA	Run1:	Int1:	25.11 (20)		I1-Fin:	20.15 (38)	0.75
				Fin:	45.26 (26)				2.17
			Run2:	Int1:	25.45 (5)		I1-Fin:	20.87 (14)	0.12
				Fin:	46.32 (6)				0.77
			Total:	Int1:	1:10.71 (22)				1.86
				Fin:	1:31.58 (19)				2.00
54	KASHIWAGI Kumiko	JPN	Run1:	Int1:	25.69 (43)		I1-Fin:		1.33
				Fin:	DNF				
			Run2:	Int1:			I1-Fin:		
				Fin:	DNF				
			Total:	Int1:					
				Fin:	DNF				



AUDI FIS SKI WORLD CUP 2003/04
 7th LADIES SLALOM 2nd RUN
PERFORMANCE ANALYSIS 2



Number of Competitors: 57


Bib	Name	Nation	Positions			Partials			Difference Time
			Pos.	Time	Rank	Pos.	Time	Rank	
55	RIENDA CONTRERAS M.	SPA	Run1:	Int1:			I1-Fin:		
				Fin:	DNF				
			Run2:	Int1:			I1-Fin:		
				Fin:	DNF				
			Total:	Int1:					
				Fin:	DNF				
56	MAZE Tina	SLO	Run1:	Int1:	26.00 (49)		I1-Fin:	1.64	
				Fin:	DNF				
			Run2:	Int1:			I1-Fin:		
				Fin:	DNF				
			Total:	Int1:					
				Fin:	DNF				
57	ALIEVA Olesja	RUS	Run1:	Int1:			I1-Fin:		
				Fin:	DNS				
			Run2:	Int1:			I1-Fin:		
				Fin:	DNS				
			Total:	Int1:					
				Fin:	DNS				

LEGEND

Pos Intermediate or Speed Position **DNQ** Did Not Qualify **DNF** Did Not Finish **Run2** Second Run **Fin:** Finish
Total First + Second Run **Int1:** Intermediate 1 **DNS** Did Not Start **Run1** First Run



AUDI FIS SKI WORLD CUP



AUDI FIS SKI WORLD CUP 2003/04 AFTER 7th LADIES SLALOM SLALOM FIS WCSL LIST

Rank	FIS Code	Name	Nation	Competition Dates and Locations							Base - X + Y = WCSL-SL			
				1	2	3	4	5	6	7				
				29 NOV 2003 Park City (USA)	16 DEC 2003 Madonna di Campiglio (ITA)	17 DEC 2003 Madonna di Campiglio (ITA)	28 DEC 2003 Lienz (AUT)	5 JAN 2004 Megève (FRA)	25 JAN 2004 Maribor (SLO)	8 FEB 2004 Region Arber (GER)				
Number of Competitors: 62														
1	505483	PAERSON Anja	SWE	100	100	80	100	100	100	100	548	384	680	844
2	55590	SCHILD Marlies	AUT	60	36	60	9	80	80	-	422	295	325	452
3	205636	BERGMANN-SCHMUDERER	GER	-	20	45	60	60	50	80	265	186	315	394
4	55690	HOSP Nicole	AUT	-	60	100	80	6	60	-	286	200	306	392
5	195249	PEQUEGNOT Laure	FRA	50	80	22	-	-	32	18	377	264	202	315
6	185140	POUTIAINEN Tanja	FIN	36	32	40	29	8	45	-	393	275	190	308
7	205378	ERTL Martina	GER	45	29	32	24	60	-	9	228	160	199	267
8	535825	KOZNICK Kristina	USA	26	45	29	-	40	14	26	212	148	180	244
9	385022	KOSTELIC Janica	CRO	-	-	-	-	-	-	-	810	567	-	243
10	515268	NEF Sonja	SUI	80	14	9	40	-	20	-	205	144	163	224
11	55302	EGGER Sabine	AUT	24	15	13	26	18	40	22	193	135	158	216
12	195377	PASCAL Christel	FRA	-	50	18	32	-	-	-	381	267	100	214
13	505187	OTTOSSON Anna	SWE	29	40	-	36	-	36	5	166	116	146	196
14	536481	SCHLEPER Sarah	USA	-	24	29	-	32	-	50	186	130	135	191
15	155415	ZAHROBSKA Sarka	CZE	40	18	16	-	32	-	45	107	75	151	183
16	55576	GOERGL Elisabeth	AUT	-	9	50	-	36	16	36	112	78	147	181
17	425051	ROGNMO Trine-bakke	NOR	12	26	-	45	13	-	24	147	103	120	164
18	205115	GERG Annemarie	GER	16	10	24	50	-	-	13	166	116	113	163
19	705287	ZUZULOVA Veronika	SVK	18	22	-	12	11	24	60	-	-	147	147
20	425458	VIKEN Line	NOR	-	-	4	16	45	22	40	48	34	127	141
21	295435	GIUS Nicole	ITA	32	-	-	-	15	-	10	264	185	57	136
22	515370	OESTER Marlies	SUI	11	-	5	22	10	26	-	123	86	74	111
23	385027	FLEISS Nika	CRO	15	12	11	-	22	15	11	71	50	86	107
24	505610	BORSSSEN Therese	SWE	20	-	15	11	-	29	29	-	-	104	104
25	55759	KIRCHGASSER Michaela	AUT	13	-	14	-	26	18	20	40	28	91	103
26	537772	STIEGLER Resi	USA	-	6	20	20	14	-	32	24	17	92	99
27	55359	TRUPPE Karin	AUT	10	12	7	14	12	-	-	93	65	55	83
28	505084	NOWEN Ylva	SWE	-	-	-	-	-	-	-	265	186	-	79
29	295265	CERESA Annalisa	ITA	-	16	8	8	16	-	8	66	46	56	76
30	55691	SPONRING Christine	AUT	22	-	36	-	-	-	-	49	34	58	73





AUDI FIS SKI WORLD CUP



AUDI FIS SKI WORLD CUP 2003/04 AFTER 7th LADIES SLALOM SLALOM FIS WCSL LIST

Rank	FIS Code	Name	Nation	Competition Dates and Locations							Base	- X	+ Y	= WCSL-SL
				1	2	3	4	5	6	7				
				29 NOV 2003 Park City (USA) 16 DEC 2003 Madonna di Campiglio (ITA) 17 DEC 2003 Madonna di Campiglio (ITA) 28 DEC 2003 Lienz (AUT) 5 JAN 2004 Megève (FRA) 25 JAN 2004 Maribor (SLO) 8 FEB 2004 Region Arber (GER)										
Number of Competitors: 62														
31	505271	EKMAN Susanne	SWE	8	7	12	-	-	10	-	91	64	37	64
32	515092	GRUENENFELDER Corina	SUI	14	13	6	-	-	-	-	61	43	33	51
33	185058	RAITA Henna	FIN	-	-	-	13	24	-	-	33	23	37	47
34	385032	JELUSIC Ana	CRO	5	-	-	10	-	13	18	-	-	46	46
35	195215	VIDAL Vanessa	FRA	6	-	-	-	-	12	-	86	60	18	44
36	206001	RIESCH Maria	GER	-	5	10	-	20	-	-	22	15	35	42
37	425380	BREMSETH Lisa	NOR	9	-	-	-	-	11	-	56	39	20	37
38	425443	BIRKELUND Karina	NOR	-	4	-	15	-	-	15	-	-	34	34
39	415069	RIEGLER Claudia	NZE	-	-	-	-	-	-	-	99	69	-	30
40	155047	ZAKOURILOVA Petra	CZE	7	-	-	18	-	-	-	10	7	25	28
41	296259	MOELGG Manuela	ITA	-	8	-	-	-	-	-	62	43	8	27
42	305287	HIROI Noriyo	JPN	-	-	-	-	9	8	7	-	-	24	24
42	55388	RAICH Carina	AUT	-	-	-	-	-	9	-	49	34	9	24
44	106022	JANYK Britt	CAN	-	-	-	-	-	6	-	50	35	6	21
44	355038	WALTER Jessica	LIE	-	-	-	-	-	7	14	-	-	21	21
46	565097	PRETNAR Spela	SLO	-	-	-	-	-	-	-	64	45	-	19
47	425359	BERNTSEN Hedda	NOR	-	-	-	-	-	-	-	55	39	-	16
48	537545	MANCUSO Julia	USA	4	-	-	-	-	-	6	17	12	10	15
49	565207	DABIC Lea	SLO	-	-	-	-	-	-	-	43	30	-	13
50	537544	KILDOW Lindsey C.	USA	-	-	-	-	-	-	12	-	-	12	12
51	295738	BACHMANN Silke	ITA	-	-	-	-	-	5	-	18	13	5	10
52	296073	MORANDINI Claudia	ITA	-	-	-	-	-	4	-	15	11	4	8
53	55069	GOETSCHL Renate	AUT	-	-	-	-	7	-	-	-	-	7	7
53	305092	KASHIWAGI Kumiko	JPN	-	-	-	7	-	-	-	-	-	7	7
55	495065	RIENDA CONTRERAS M.	SPA	-	-	-	-	-	-	-	19	13	-	6
56	296008	MERIGHETTI Daniela	ITA	-	-	-	-	-	-	-	18	13	-	5
57	565004	BOKAL Natasa	SLO	-	-	-	-	-	-	-	10	7	-	3
57	65038	PERSYN Karen	BEL	-	-	-	-	-	3	-	-	-	3	3
59	105741	FORSYTH Allison	CAN	-	-	-	-	-	-	-	6	4	-	2
59	505335	HULTDIN Malin	SWE	-	-	-	-	-	-	-	7	5	-	2





AUDI FIS SKI WORLD CUP



AUDI FIS SKI WORLD CUP 2003/04 AFTER 7th LADIES SLALOM SLALOM FIS WCSL LIST

29 NOV 2003 Park City (USA)
 16 DEC 2003 Madonna di Campiglio (ITA)
 17 DEC 2003 Madonna di Campiglio (ITA)
 28 DEC 2003 Lienz (AUT)
 5 JAN 2004 Megève (FRA)
 25 JAN 2004 Maribor (SLO)
 8 FEB 2004 Region Arber (GER)

Number of Competitors: 62

Rank	FIS Code	Name	Nation	1	2	3	4	5	6	7	Base	- X	+ Y	= WCSL-SL
59	295445	KARBON Denise	ITA	-	-	-	-	-	-	-	6	4	-	2
62	195912	DE LEYMARIE Florine	FRA	-	-	-	-	-	-	-	4	3	-	1

Number of Competitors per Nation until 60th position

AUT : 9	BEL : 1	CAN : 2	CRO : 3	CZE : 2	FIN : 2
FRA : 3	GER : 4	ITA : 7	JPN : 2	LIE : 1	NOR : 5
NZE : 1	SLO : 3	SPA : 1	SUI : 3	SVK : 1	SWE : 6
USA : 5					

LEGEND
Base Last season WCSL points
X (Base / number of planned races in the current season) * number of completed races in the current season
Y WC points won in the current season
WCSL-SL World Cup Start List points for Slalom





AUDI FIS SKI WORLD CUP



AUDI FIS SKI WORLD CUP 2003/04 AFTER 7th LADIES SLALOM OVERALL FIS WCSL LIST

Number of Competitors: 143

Rank	FIS Code	Name	Nation	WCSL	DH	SL	GS	SG	K
1	505483	PAERSON Anja	SWE	1544	17 (45)	844 (1)	583 (1)	100 (20)	–
2	55069	GOETSCHL Renate	AUT	1277	626 (1)	7 (53)	191 (16)	453 (1)	–
3	55198	DORFMEISTER Michaela	AUT	1069	378 (4)	–	257 (7)	398 (4)	36 (13)
4	195374	MONTILLET Carole	FRA	1036	507 (3)	–	79 (24)	450 (2)	–
5	205117	GERG Hilde	GER	967	541 (2)	–	11 (47)	415 (3)	–
6	205378	ERTL Martina	GER	950	79 (24)	267 (7)	258 (6)	226 (7)	120 (2)
7	55690	HOSP Nicole	AUT	815	–	392 (4)	343 (2)	–	80 (6)
8	55212	MEISSNITZER Alexandra	AUT	804	213 (10)	–	254 (8)	337 (5)	–
9	206001	RIESCH Maria	GER	754	274 (6)	42 (36)	69 (27)	264 (6)	105 (3)
10	385022	KOSTELIC Janica	CRO	619	15 (49)	243 (9)	91 (23)	70 (24)	200 (1)
11	536138	CLARK Kirsten L	USA	611	263 (7)	–	106 (19)	224 (8)	18 (19)
12	185140	POUTIAINEN Tanja	FIN	569	–	308 (6)	261 (5)	–	–
13	55590	SCHILD Marlies	AUT	510	–	452 (2)	8 (51)	–	50 (10)
14	515268	NEF Sonja	SUI	434	–	224 (10)	210 (10)	–	–
15	295588	KOSTNER Isolde	ITA	416	301 (5)	–	–	115 (18)	–
15	515170	STYGER Nadia	SUI	416	222 (9)	–	34 (37)	160 (13)	–
17	505187	OTTOSSON Anna	SWE	411	–	196 (13)	207 (13)	8 (55)	–
18	205636	BERGMANN-SCHMUDERER	GER	394	–	394 (3)	–	–	–
19	536481	SCHLEPER Sarah	USA	391	–	191 (14)	200 (15)	–	–
20	55576	GOERGL Elisabeth	AUT	390	–	181 (16)	209 (12)	–	–
21	536473	LALIVE Caroline	USA	376	117 (18)	–	24 (42)	183 (10)	52 (9)
22	55261	OBERMOSER Brigitte	AUT	375	120 (17)	–	70 (26)	163 (12)	22 (17)
23	295342	PUTZER Karen	ITA	374	16 (47)	–	210 (10)	98 (21)	50 (10)
24	515573	AUFDENBLATTEN Fraenzi	SUI	349	160 (13)	–	78 (25)	95 (23)	16 (20)
25	295136	CECCARELLI Daniela	ITA	335	174 (11)	–	2 (60)	144 (14)	15 (22)
26	106056	SIMARD Genevieve	CAN	323	25 (38)	–	65 (29)	195 (9)	38 (12)
27	195249	PEQUEGNOT Laure	FRA	315	–	315 (5)	–	–	–
28	515370	OESTER Marlies	SUI	310	–	111 (22)	99 (20)	–	100 (4)
29	295445	KARBON Denise	ITA	308	–	2 (59)	306 (3)	–	–
30	105997	BRYDON Emily	CAN	294	174 (11)	–	–	96 (22)	24 (15)
31	535825	KOZNICK Kristina	USA	293	–	244 (8)	49 (34)	–	–
32	495065	RIENDA CONTRERAS M.	SPA	274	–	6 (55)	268 (4)	–	–
33	195503	SUCHET Melanie	FRA	268	97 (22)	–	–	171 (11)	–
34	55539	BERGER Silvia	AUT	263	–	–	122 (18)	141 (15)	–
34	515409	BERTHOD Sylviane	SUI	263	235 (8)	–	–	28 (39)	–
36	565243	MAZE Tina	SLO	253	–	–	253 (9)	–	–





AUDI FIS SKI WORLD CUP



AUDI FIS SKI WORLD CUP 2003/04 AFTER 7th LADIES SLALOM OVERALL FIS WCSL LIST

Number of Competitors: 143

Rank	FIS Code	Name	Nation	WCSL	DH	SL	GS	SG	K
37	195671	JACQUEMOD Ingrid	FRA	250	113 (19)	–	–	137 (16)	–
38	425001	FLEMMEN Andrine	NOR	240	21 (42)	–	205 (14)	14 (51)	–
38	195377	PASCAL Christel	FRA	240	–	214 (12)	26 (41)	–	–
38	155415	ZAHROBSKA Sarka	CZE	240	–	183 (15)	2 (60)	–	55 (8)
41	295435	GIUS Nicole	ITA	234	–	136 (21)	98 (21)	–	–
42	55302	EGGER Sabine	AUT	216	–	216 (11)	–	–	–
43	537544	KILDOW Lindsey C.	USA	210	158 (14)	12 (50)	–	40 (36)	–
44	515348	BORGHI Catherine	SUI	198	154 (15)	–	–	28 (39)	16 (20)
45	55538	WIRTH Katja	AUT	190	52 (31)	–	–	124 (17)	14 (23)
46	536477	MENDES Jonna	USA	179	109 (20)	–	1 (64)	69 (26)	–
47	537545	MANCUSO Julia	USA	174	22 (41)	15 (48)	3 (58)	53 (29)	81 (5)
48	205820	HUBER Isabelle	GER	165	134 (16)	–	–	31 (38)	–
49	425051	ROGNMO Trine–bakke	NOR	164	–	164 (17)	–	–	–
50	205115	GERG Annemarie	GER	163	–	163 (18)	–	–	–
51	105741	FORSYTH Allison	CAN	153	–	2 (59)	151 (17)	–	–
52	705287	ZUZULOVA Veronika	SVK	147	–	147 (19)	–	–	–
53	296259	MOELGG Manuela	ITA	145	–	27 (41)	94 (22)	–	24 (15)
54	205119	HALTMAYR Petra	GER	144	99 (21)	–	–	45 (34)	–
55	425458	VIKEN Line	NOR	141	–	141 (20)	–	–	–
56	225206	ALCOTT Chimene	GBR	140	68 (28)	–	21 (43)	51 (31)	–
57	295449	KLEON Barbara	ITA	132	77 (25)	–	15 (44)	40 (36)	–
58	505084	NOWEN Ylva	SWE	130	–	79 (28)	51 (31)	–	–
59	537772	STIEGLER Resi	USA	125	–	99 (26)	–	–	26 (14)
60	55759	KIRCHGASSER Michaela	AUT	112	–	103 (25)	9 (50)	–	–
61	385027	FLEISS Nika	CRO	107	–	107 (23)	–	–	–
61	55339	LECHNER Martina	AUT	107	–	–	–	107 (19)	–
61	55052	SCHNEIDER Tanja	AUT	107	59 (29)	–	2 (60)	46 (33)	–
64	505610	BORSSEN Therese	SWE	104	–	104 (24)	–	–	–
65	536884	LUDLOW Libby	USA	103	29 (36)	–	12 (46)	62 (27)	–
66	515560	SCHILD Martina	SUI	99	76 (26)	–	–	23 (44)	–
67	515098	REY BELLET Corinne	SUI	94	34 (34)	–	–	60 (28)	–
68	106022	JANYK Britt	CAN	90	–	21 (44)	69 (27)	–	–
68	295533	RECCHIA Lucia	ITA	90	20 (43)	–	–	70 (24)	–
70	505632	LINDELL–VIKARBY Jessica	SWE	85	6 (55)	–	13 (45)	5 (59)	61 (7)
70	537446	MCCARTY Bryna	USA	85	85 (23)	–	–	–	–
72	55359	TRUPPE Karin	AUT	83	–	83 (27)	–	–	–





AUDI FIS SKI WORLD CUP



AUDI FIS SKI WORLD CUP 2003/04 AFTER 7th LADIES SLALOM OVERALL FIS WCSL LIST


Number of Competitors: 143

Rank	FIS Code	Name	Nation	WCSL	DH	SL	GS	SG	K
73	55596	WILHELM Kathrin	AUT	82	72 (27)	–	–	10 (52)	–
74	105546	TURGEON Melanie	CAN	79	28 (37)	–	–	51 (31)	–
75	205392	HAEUSL Regina	GER	77	52 (31)	–	–	25 (42)	–
75	195837	MATTEL Magda	FRA	77	25 (38)	–	–	52 (30)	–
75	55691	SPONRING Christine	AUT	77	4 (57)	73 (30)	–	–	–
78	295265	CERESA Annalisa	ITA	76	–	76 (29)	–	–	–
79	55588	RUMPFHUBER Ingrid	AUT	75	56 (30)	–	–	19 (46)	–
80	505271	EKMAN Susanne	SWE	71	–	64 (31)	7 (54)	–	–
81	55313	ROHREGGER Eveline	AUT	66	–	–	42 (36)	24 (43)	–
82	295738	BACHMANN Silke	ITA	59	–	10 (51)	49 (34)	–	–
83	425389	NILSEN Stina Hofgard	NOR	56	–	–	56 (30)	–	–
84	296008	MERIGHETTI Daniela	ITA	55	–	5 (56)	50 (33)	–	–
85	515092	GRUENENFELDER Corina	SUI	51	–	51 (32)	–	–	–
85	355002	HEEB–BATLINER Birgit	LIE	51	–	–	51 (31)	–	–
87	565037	SUHADOLC Mojca	SLO	50	9 (52)	–	–	41 (35)	–
88	385032	JELUSIC Ana	CRO	49	–	46 (34)	3 (58)	–	–
89	185058	RAITA Henna	FIN	47	–	47 (33)	–	–	–
90	105662	LEFRANCOIS Anne Marie	CAN	45	41 (33)	–	–	4 (62)	–
91	195215	VIDAL Vanessa	FRA	44	–	44 (35)	–	–	–
92	195920	GIVELET Anne–Laure	FRA	42	24 (40)	–	–	18 (47)	–
93	425380	BREMSETH Lisa	NOR	37	–	37 (37)	–	–	–
93	505260	HARGIN Janette	SWE	37	11 (50)	–	–	26 (41)	–
95	565207	DABIC Lea	SLO	35	–	13 (49)	–	–	22 (17)
96	425443	BIRKELUND Karina	NOR	34	–	34 (38)	–	–	–
96	106402	VANDERBEEK Kelly	CAN	34	34 (34)	–	–	–	–
98	515095	KUMMER Lilian	SUI	31	–	–	31 (38)	–	–
99	295927	PLANATSCHER Maddalena	ITA	30	–	–	30 (39)	–	–
99	415069	RIEGLER Claudia	NZE	30	–	30 (39)	–	–	–
101	155047	ZAKOURILOVA Petra	CZE	28	–	28 (40)	–	–	–
102	195931	PELTIER Audrey	FRA	27	–	–	27 (40)	–	–
103	296217	COLETTI Alexandra	ITA	26	9 (52)	–	–	17 (48)	–
104	515478	ALPIGER Ella	SUI	25	10 (51)	–	–	15 (50)	–
104	195868	MEILLEUR Karine	FRA	25	16 (47)	–	–	9 (53)	–
106	305287	HIROI Noriyo	JPN	24	–	24 (42)	–	–	–
106	55388	RAICH Carina	AUT	24	–	24 (42)	–	–	–
108	515166	PIEREN Tanja	SUI	23	–	–	–	23 (44)	–





AUDI FIS SKI WORLD CUP



AUDI FIS SKI WORLD CUP 2003/04 AFTER 7th LADIES SLALOM OVERALL FIS WCSL LIST

Number of Competitors: 143

Rank	FIS Code	Name	Nation	WCSL	DH	SL	GS	SG	K
109	55290	HEREGGER Selina	AUT	22	17 (45)	–	–	5 (59)	–
110	515403	MUELLER Tamara	SUI	21	5 (56)	–	–	16 (49)	–
110	355038	WALTER Jessica	LIE	21	–	21 (44)	–	–	–
112	565097	PRETNAR Spela	SLO	19	–	19 (46)	–	–	–
113	296473	SIORPAES Wendy	ITA	18	18 (44)	–	–	–	–
114	425359	BERNTSEN Hedda	NOR	16	–	16 (47)	–	–	–
115	195927	LAZIER Laurence	FRA	11	–	–	11 (47)	–	–
116	195905	COLOMBAN Emmanuelle	FRA	10	–	–	10 (49)	–	–
116	515429	DUMERMUTH Monika	SUI	10	4 (57)	–	–	6 (57)	–
116	495318	RUIZ CASTILLO Carolina	SPA	10	–	–	1 (64)	9 (53)	–
119	195311	DUVILLARD Julie	FRA	9	4 (57)	–	5 (56)	–	–
120	565109	DOVZAN Alenka	SLO	8	–	–	8 (51)	–	–
120	105884	KELLY Gail	CAN	8	–	–	8 (51)	–	–
120	535529	MONAHAN Kathleen	USA	8	2 (62)	–	–	6 (57)	–
120	296073	MORANDINI Claudia	ITA	8	–	8 (52)	–	–	–
120	485062	ZELENSKAJA Warwara	RUS	8	–	–	–	8 (55)	–
125	305092	KASHIWAGI Kumiko	JPN	7	–	7 (53)	–	–	–
125	536479	POWERS Alison	USA	7	7 (54)	–	–	–	–
127	106527	ACTON Brigitte	CAN	6	–	–	6 (55)	–	–
127	295463	BASSIS Patrizia	ITA	6	1 (63)	–	–	5 (59)	–
129	515496	IMLIG Corinne	SUI	4	4 (57)	–	–	–	–
129	537230	KELLEY Jessica C	USA	4	–	–	4 (57)	–	–
131	565004	BOKAL Natasa	SLO	3	–	3 (57)	–	–	–
131	205872	HILD Ellen	GER	3	3 (61)	–	–	–	–
131	65038	PERSYN Karen	BEL	3	–	3 (57)	–	–	–
134	515534	DICHT Erika	SUI	2	–	–	2 (60)	–	–
134	505335	HULTDIN Malin	SWE	2	–	2 (59)	–	–	–
136	55383	BLASER Karin	AUT	1	1 (63)	–	–	–	–
136	195912	DE LEYMARIE Florine	FRA	1	–	1 (62)	–	–	–
136	195193	DUVILLARD Kristina	FRA	1	–	–	1 (64)	–	–
136	495107	GALINDO SANTOLARIA Ana	SPA	1	–	–	1 (64)	–	–
136	295462	MAJ Chiara	ITA	1	–	–	–	1 (63)	–
136	515766	SUTER Fabienne	SUI	1	–	–	1 (64)	–	–
136	295800	TAGLIABUE Elena	ITA	1	–	–	–	1 (63)	–
136	295807	VIERIN Sonia	ITA	1	–	–	1 (64)	–	–





AUDI FIS SKI WORLD CUP



AUDI FIS SKI WORLD CUP 2003/04 AFTER 7th LADIES SLALOM OVERALL FIS WCSL LIST

LEGEND

GS Giant Slalom points **SG** Super-G points **DH** Downhill points **WCSL** Overall points **SL** Slalom points
K Combined points

08-02-2004 / Region Arber (GER) / 6297

Page 5/5

www.fis-ski.com

Generation Date: SUN 8 FEB 2004


Time: 12:27 Swatch Internet Time: @519

Document: 60B 1.0





AUDI FIS SKI WORLD CUP



AUDI FIS SKI WORLD CUP 2003/04 7th LADIES SLALOM SLALOM FIS WORLD CUP STANDINGS

29 NOV 2003 Park City (USA)
16 DEC 2003 Madonna di Campiglio (ITA)
17 DEC 2003 Madonna di Campiglio (ITA)
28 DEC 2003 Lienz (AUT)
5 JAN 2004 Megève (FRA)
25 JAN 2004 Maribor (SLO)
8 FEB 2004 Region Arber (GER)

Number of Competitors: 49

Rank	FIS Code	Name	Nation	1	2	3	4	5	6	7	WC-SL	Diff.
1	505483	PAERSON Anja	SWE	100	100	80	100	100	100	100	680	
2	55590	SCHILD Marlies	AUT	60	36	60	9	80	80	-	325	- 355
3	205636	BERGMANN-SCHMUDERER	GER	-	20	45	60	60	50	80	315	- 365
4	55690	HOSP Nicole	AUT	-	60	100	80	6	60	-	306	- 374
5	195249	PEQUEGNOT Laure	FRA	50	80	22	-	-	32	18	202	- 478
6	205378	ERTL Martina	GER	45	29	32	24	60	-	9	199	- 481
7	185140	POUTIAINEN Tanja	FIN	36	32	40	29	8	45	-	190	- 490
8	535825	KOZNICK Kristina	USA	26	45	29	-	40	14	26	180	- 500
9	515268	NEF Sonja	SUI	80	14	9	40	-	20	-	163	- 517
10	55302	EGGER Sabine	AUT	24	15	13	26	18	40	22	158	- 522
11	155415	ZAHROBSKA Sarka	CZE	40	18	16	-	32	-	45	151	- 529
12	55576	GOERGL Elisabeth	AUT	-	9	50	-	36	16	36	147	- 533
12	705287	ZUZULOVA Veronika	SVK	18	22	-	12	11	24	60	147	- 533
14	505187	OTTOSSON Anna	SWE	29	40	-	36	-	36	5	146	- 534
15	536481	SCHLEPER Sarah	USA	-	24	29	-	32	-	50	135	- 545
16	425458	VIKEN Line	NOR	-	-	4	16	45	22	40	127	- 553
17	425051	ROGNMO Trine-bakke	NOR	12	26	-	45	13	-	24	120	- 560
18	205115	GERG Annemarie	GER	16	10	24	50	-	-	13	113	- 567
19	505610	BORSSSEN Therese	SWE	20	-	15	11	-	29	29	104	- 576
20	195377	PASCAL Christel	FRA	-	50	18	32	-	-	-	100	- 580
21	537772	STIEGLER Resi	USA	-	6	20	20	14	-	32	92	- 588
22	55759	KIRCHGASSER Michaela	AUT	13	-	14	-	26	18	20	91	- 589
23	385027	FLEISS Nika	CRO	15	12	11	-	22	15	11	86	- 594
24	515370	OESTER Marlies	SUI	11	-	5	22	10	26	-	74	- 606
25	55691	SPONRING Christine	AUT	22	-	36	-	-	-	-	58	- 622
26	295435	GIUS Nicole	ITA	32	-	-	-	15	-	10	57	- 623
27	295265	CERESA Annalisa	ITA	-	16	8	8	16	-	8	56	- 624
28	55359	TRUPPE Karin	AUT	10	12	7	14	12	-	-	55	- 625
29	385032	JELUSIC Ana	CRO	5	-	-	10	-	13	18	46	- 634
30	505271	EKMAN Susanne	SWE	8	7	12	-	-	10	-	37	- 643





AUDI FIS SKI WORLD CUP



AUDI FIS SKI WORLD CUP 2003/04 7th LADIES SLALOM SLALOM FIS WORLD CUP STANDINGS

29 NOV 2003 Park City (USA)
16 DEC 2003 Madonna di Campiglio (ITA)
17 DEC 2003 Madonna di Campiglio (ITA)
28 DEC 2003 Lienz (AUT)
5 JAN 2004 Megève (FRA)
25 JAN 2004 Maribor (SLO)
8 FEB 2004 Region Arber (GER)

Number of Competitors: 49

Rank	FIS Code	Name	Nation	1	2	3	4	5	6	7	WC-SL	Diff.
30	185058	RAITA Henna	FIN	-	-	-	13	24	-	-	37	- 643
32	206001	RIESCH Maria	GER	-	5	10	-	20	-	-	35	- 645
33	425443	BIRKELUND Karina	NOR	-	4	-	15	-	-	15	34	- 646
34	515092	GRUENENFELDER Corina	SUI	14	13	6	-	-	-	-	33	- 647
35	155047	ZAKOURILOVA Petra	CZE	7	-	-	18	-	-	-	25	- 655
36	305287	HIROI Noriyo	JPN	-	-	-	-	9	8	7	24	- 656
37	355038	WALTER Jessica	LIE	-	-	-	-	-	7	14	21	- 659
38	425380	BREMSETH Lisa	NOR	9	-	-	-	-	11	-	20	- 660
39	195215	VIDAL Vanessa	FRA	6	-	-	-	-	12	-	18	- 662
40	537544	KILDOW Lindsey C.	USA	-	-	-	-	-	-	12	12	- 668
41	537545	MANCUSO Julia	USA	4	-	-	-	-	-	6	10	- 670
42	55388	RAICH Carina	AUT	-	-	-	-	-	9	-	9	- 671
43	296259	MOELGG Manuela	ITA	-	8	-	-	-	-	-	8	- 672
44	55069	GOETSCHL Renate	AUT	-	-	-	-	7	-	-	7	- 673
44	305092	KASHIWAGI Kumiko	JPN	-	-	-	7	-	-	-	7	- 673
46	106022	JANYK Britt	CAN	-	-	-	-	-	6	-	6	- 674
47	295738	BACHMANN Silke	ITA	-	-	-	-	-	5	-	5	- 675
48	296073	MORANDINI Claudia	ITA	-	-	-	-	-	4	-	4	- 676
49	65038	PERSYN Karen	BEL	-	-	-	-	-	3	-	3	- 677

LEGEND

WC-SL World Cup points for Slalom Diff. Points Difference

08-02-2004 / Region Arber (GER) / 6297

Page 2/2

www.fis-ski.com

Generation Date: SUN 8 FEB 2004

Time: 12:27 Swatch Internet Time: @519

Document: 25A 1.0





AUDI FIS SKI WORLD CUP



AUDI FIS SKI WORLD CUP 2003/04

7th LADIES SLALOM

OVERALL FIS WORLD CUP STANDINGS

Number of Competitors: 113

Rank	FIS Code	Name	Nation	Points	DH	SL	GS	SG	K
					8 races	7 races	6 races	6 races	
1	505483	PAERSON Anja	SWE	1220	17 (42)	680 (1)	430 (1)	93 (18)	–
2	55069	GOETSCHL Renate	AUT	1108	580 (1)	7 (44)	190 (8)	331 (2)	–
3	205117	GERG Hilde	GER	870	517 (2)	–	8 (43)	345 (1)	–
4	195374	MONTILLET Carole	FRA	853	468 (3)	–	63 (25)	322 (3)	–
5	55198	DORFMEISTER Michaela	AUT	811	334 (4)	–	178 (11)	299 (4)	–
6	206001	RIESCH Maria	GER	620	261 (6)	35 (32)	66 (23)	258 (5)	–
7	55212	MEISSNITZER Alexandra	AUT	609	189 (10)	–	182 (9)	238 (6)	–
8	205378	ERTL Martina	GER	606	72 (26)	199 (6)	182 (9)	153 (10)	–
9	55690	HOSP Nicole	AUT	566	–	306 (4)	260 (2)	–	–
10	536138	CLARK Kirsten L	USA	456	228 (7)	–	87 (17)	141 (12)	–
11	515170	STYGER Nadia	SUI	409	220 (8)	–	33 (29)	156 (9)	–
12	185140	POUTIAINEN Tanja	FIN	405	–	190 (7)	215 (3)	–	–
13	295588	KOSTNER Isolde	ITA	377	288 (5)	–	–	89 (19)	–
14	55576	GOERGL Elisabeth	AUT	340	–	147 (12)	193 (7)	–	–
15	55590	SCHILD Marlies	AUT	333	–	325 (2)	8 (43)	–	–
16	205636	BERGMANN-SCHMUDERER	GER	315	–	315 (3)	–	–	–
17	505187	OTTOSSON Anna	SWE	301	–	146 (14)	155 (13)	–	–
18	515573	AUFDENBLATTEN Fraenzi	SUI	300	160 (12)	–	64 (24)	76 (21)	–
18	536481	SCHLEPER Sarah	USA	300	–	135 (15)	165 (12)	–	–
20	515268	NEF Sonja	SUI	283	–	163 (9)	120 (15)	–	–
21	536473	LALIVE Caroline	USA	263	107 (17)	–	7 (46)	149 (11)	–
22	195503	SUCHET Melanie	FRA	255	93 (21)	–	–	162 (8)	–
23	105997	BRYDON Emily	CAN	251	174 (11)	–	–	77 (20)	–
24	55261	OBERMOSER Brigitte	AUT	240	100 (18)	–	37 (28)	103 (17)	–
25	295136	CECCARELLI Daniela	ITA	231	159 (13)	–	–	72 (22)	–
26	515409	BERTHOD Sylviane	SUI	230	220 (8)	–	–	10 (44)	–
27	106056	SIMARD Genevieve	CAN	229	25 (36)	–	39 (27)	165 (7)	–
28	55539	BERGER Silvia	AUT	216	–	–	87 (17)	129 (13)	–
29	295445	KARBON Denise	ITA	213	–	–	213 (4)	–	–
30	195671	JACQUEMOD Ingrid	FRA	212	96 (20)	–	–	116 (14)	–
31	537544	KILDOW Lindsey C.	USA	210	158 (14)	12 (40)	–	40 (28)	–
32	535825	KOZNICK Kristina	USA	209	–	180 (8)	29 (32)	–	–
32	495065	RIENDA CONTRERAS M.	SPA	209	–	–	209 (5)	–	–
34	195249	PEQUEGNOT Laure	FRA	202	–	202 (5)	–	–	–
35	565243	MAZE Tina	SLO	194	–	–	194 (6)	–	–
36	425001	FLEMMEN Andrine	NOR	175	21 (39)	–	140 (14)	14 (42)	–





AUDI FIS SKI WORLD CUP



AUDI FIS SKI WORLD CUP 2003/04

7th LADIES SLALOM

OVERALL FIS WORLD CUP STANDINGS

Number of Competitors: 113

Rank	FIS Code	Name	Nation	Points	DH	SL	GS	SG	K
					8 races	7 races	6 races	6 races	
37	515348	BORGHI Catherine	SUI	163	141 (15)	–	–	22 (34)	–
38	515370	OESTER Marlies	SUI	161	–	74 (24)	87 (17)	–	–
39	55302	EGGER Sabine	AUT	158	–	158 (10)	–	–	–
40	55538	WIRTH Katja	AUT	154	43 (31)	–	–	111 (15)	–
41	205820	HUBER Isabelle	GER	153	126 (16)	–	–	27 (32)	–
41	155415	ZAHROBSKA Sarka	CZE	153	–	151 (11)	2 (53)	–	–
43	705287	ZUZULOVA Veronika	SVK	147	–	147 (12)	–	–	–
44	205119	HALTMAYR Petra	GER	144	99 (19)	–	–	45 (27)	–
45	225206	ALCOTT Chimene	GBR	139	68 (27)	–	21 (36)	50 (25)	–
45	295435	GIUS Nicole	ITA	139	–	57 (26)	82 (20)	–	–
47	295449	KLEON Barbara	ITA	129	77 (24)	–	15 (39)	37 (30)	–
48	425458	VIKEN Line	NOR	127	–	127 (16)	–	–	–
49	195377	PASCAL Christel	FRA	123	–	100 (20)	23 (35)	–	–
50	425051	ROGNMO Trine-bakke	NOR	120	–	120 (17)	–	–	–
51	205115	GERG Annemarie	GER	113	–	113 (18)	–	–	–
52	55339	LECHNER Martina	AUT	105	–	–	–	105 (16)	–
53	505610	BORSSEN Therese	SWE	104	–	104 (19)	–	–	–
54	105741	FORSYTH Allison	CAN	100	–	–	100 (16)	–	–
54	55759	KIRCHGASSER Michaela	AUT	100	–	91 (22)	9 (42)	–	–
56	536477	MENDES Jonna	USA	98	92 (22)	–	–	6 (47)	–
57	515560	SCHILD Martina	SUI	97	74 (25)	–	–	23 (33)	–
58	55052	SCHNEIDER Tanja	AUT	94	59 (29)	–	–	35 (31)	–
59	537772	STIEGLER Resi	USA	92	–	92 (21)	–	–	–
60	536884	LUDLOW Libby	USA	89	27 (35)	–	12 (40)	50 (25)	–
61	385027	FLEISS Nika	CRO	86	–	86 (23)	–	–	–
62	296259	MOELGG Manuela	ITA	85	–	8 (43)	77 (21)	–	–
63	537446	MCCARTY Bryna	USA	84	84 (23)	–	–	–	–
64	195837	MATTEL Magda	FRA	77	25 (36)	–	–	52 (24)	–
64	295533	RECCHIA Lucia	ITA	77	18 (40)	–	–	59 (23)	–
66	55596	WILHELM Kathrin	AUT	75	66 (28)	–	–	9 (45)	–
67	55588	RUMPFHUBER Ingrid	AUT	73	55 (30)	–	–	18 (37)	–
68	295342	PUTZER Karen	ITA	72	–	–	72 (22)	–	–
69	537545	MANCUSO Julia	USA	70	17 (42)	10 (41)	3 (52)	40 (28)	–
70	205392	HAEUSL Regina	GER	59	43 (31)	–	–	16 (40)	–
71	55691	SPONRING Christine	AUT	58	–	58 (25)	–	–	–
72	295265	CERESA Annalisa	ITA	56	–	56 (27)	–	–	–





AUDI FIS SKI WORLD CUP



AUDI FIS SKI WORLD CUP 2003/04

7th LADIES SLALOM

OVERALL FIS WORLD CUP STANDINGS

Number of Competitors: 113

Rank	FIS Code	Name	Nation	Points	DH	SL	GS	SG	K
					8 races	7 races	6 races	6 races	
73	55359	TRUPPE Karin	AUT	55	-	55 (28)	-	-	-
74	295738	BACHMANN Silke	ITA	46	-	5 (47)	41 (26)	-	-
74	385032	JELUSIC Ana	CRO	46	-	46 (29)	-	-	-
76	105662	LEFRANCOIS Anne Marie	CAN	45	41 (33)	-	-	4 (48)	-
77	505271	EKMAN Susanne	SWE	42	-	37 (30)	5 (48)	-	-
78	195920	GIVELET Anne-Laure	FRA	41	24 (38)	-	-	17 (38)	-
79	185058	RAITA Henna	FIN	37	-	37 (30)	-	-	-
80	106022	JANYK Britt	CAN	36	-	6 (46)	30 (30)	-	-
81	425443	BIRKELUND Karina	NOR	34	-	34 (33)	-	-	-
81	106402	VANDERBEEK Kelly	CAN	34	34 (34)	-	-	-	-
83	515092	GRUENENFELDER Corina	SUI	33	-	33 (34)	-	-	-
84	505260	HARGIN Janette	SWE	30	9 (47)	-	-	21 (35)	-
84	296008	MERIGHETTI Daniela	ITA	30	-	-	30 (30)	-	-
86	515095	KUMMER Lilian	SUI	29	-	-	29 (32)	-	-
87	195931	PELTIER Audrey	FRA	27	-	-	27 (34)	-	-
88	296217	COLETTI Alexandra	ITA	26	9 (47)	-	-	17 (38)	-
89	515478	ALPIGER Ella	SUI	25	10 (46)	-	-	15 (41)	-
89	155047	ZAKOURILOVA Petra	CZE	25	-	25 (35)	-	-	-
91	305287	HIROI Noriyo	JPN	24	-	24 (36)	-	-	-
92	195868	MEILLEUR Karine	FRA	21	14 (45)	-	-	7 (46)	-
92	515166	PIEREN Tanja	SUI	21	-	-	-	21 (35)	-
92	355038	WALTER Jessica	LIE	21	-	21 (37)	-	-	-
95	425380	BREMSETH Lisa	NOR	20	-	20 (38)	-	-	-
96	295927	PLANATSCHER Maddalena	ITA	19	-	-	19 (37)	-	-
97	425389	NILSEN Stina Hofgard	NOR	18	-	-	18 (38)	-	-
97	296473	SIORPAES Wendy	ITA	18	18 (40)	-	-	-	-
97	195215	VIDAL Vanessa	FRA	18	-	18 (39)	-	-	-
100	55290	HEREGGER Selina	AUT	16	16 (44)	-	-	-	-
100	565037	SUHADOLC Mojca	SLO	16	2 (52)	-	-	14 (42)	-
102	195905	COLOMBAN Emmanuelle	FRA	10	-	-	10 (41)	-	-
103	195311	DUVILLARD Julie	FRA	9	4 (50)	-	5 (48)	-	-
103	55388	RAICH Carina	AUT	9	-	9 (42)	-	-	-
105	105884	KELLY Gail	CAN	8	-	-	8 (43)	-	-
106	305092	KASHIWAGI Kumiko	JPN	7	-	7 (44)	-	-	-
107	106527	ACTON Brigitte	CAN	6	-	-	6 (47)	-	-
107	536479	POWERS Alison	USA	6	6 (49)	-	-	-	-





AUDI FIS SKI WORLD CUP



AUDI FIS SKI WORLD CUP 2003/04

7th LADIES SLALOM

OVERALL FIS WORLD CUP STANDINGS

Number of Competitors: 113

Rank	FIS Code	Name	Nation	Points	DH	SL	GS	SG	K
					8 races	7 races	6 races	6 races	
109	195927	LAZIER Laurence	FRA	5	-	-	5 (48)	-	-
110	537230	KELLEY Jessica C	USA	4	-	-	4 (51)	-	-
110	296073	MORANDINI Claudia	ITA	4	-	4 (48)	-	-	-
112	205872	HILD Ellen	GER	3	3 (51)	-	-	-	-
112	65038	PERSYN Karen	BEL	3	-	3 (49)	-	-	-

LEGEND

GS Giant Slalom points **SG** Super-G points **DH** Downhill points **Points** Overall points **SL** Slalom points
K Combined points

08-02-2004 / Region Arber (GER) / 6297

Page 4/4

www.fis-ski.com

Generation Date: SUN 8 FEB 2004


Time: 12:27 Swatch Internet Time: @519

Document: 25B 1.0





AUDI FIS SKI WORLD CUP



AUDI FIS SKI WORLD CUP 2003/04

7th LADIES SLALOM

WOMEN FIS NATION CUP


Number of Nations: 19

Place	Nation	Points	Diff.	DH	SL	GS	SG	K
1	AUT Austria	5120		1442	1156	1144	1378	-
2	GER Germany	2883	- 2237	1121	662	256	844	-
3	USA United States of America	1881	- 3239	719	429	307	426	-
4	FRA France	1853	- 3267	724	320	133	676	-
5	SUI Switzerland	1751	- 3369	825	270	333	323	-
6	SWE Sweden	1697	- 3423	26	967	590	114	-
7	ITA Italy	1522	- 3598	569	130	549	274	-
8	CAN Canada	709	- 4411	274	6	183	246	-
9	NOR Norway	494	- 4626	21	301	158	14	-
10	FIN Finland	442	- 4678	-	227	215	-	-
11	SLO Slovenia	210	- 4910	2	-	194	14	-
12	SPA Spain	209	- 4911	-	-	209	-	-
13	CZE Czech Republic	178	- 4942	-	176	2	-	-
14	SVK Slovakia	147	- 4973	-	147	-	-	-
15	GBR Great Britain	139	- 4981	68	-	21	50	-
16	CRO Croatia	132	- 4988	-	132	-	-	-
17	JPN Japan	31	- 5089	-	31	-	-	-
18	LIE Liechtenstein	21	- 5099	-	21	-	-	-
19	BEL Belgium	3	- 5117	-	3	-	-	-





AUDI FIS SKI WORLD CUP



AUDI FIS SKI WORLD CUP 2003/04 7th LADIES SLALOM FIS OVERALL NATION CUP

Number of Nations: 22

Place	Nation	Overall			DH Points			SL Points			GS Points			SG Points			K Points		
		M+W	M	W	M+W	M	W	M+W	M	W	M+W	M	W	M+W	M	W	M+W	M	W
1	AUT	12996	7876	5120	4645	3203	1442	2703	1547	1156	2384	1240	1144	2945	1567	1378	319	319	-
2	SUI	3825	2074	1751	1763	938	825	448	178	270	542	209	333	860	537	323	212	212	-
3	ITA	3807	2285	1522	1067	498	569	827	697	130	1411	862	549	473	199	274	29	29	-
4	USA	3712	1831	1881	1305	586	719	761	332	429	719	412	307	727	301	426	200	200	-
5	FRA	3183	1330	1853	1164	440	724	604	284	320	550	417	133	775	99	676	90	90	-
6	GER	3126	243	2883	1157	36	1121	832	170	662	274	18	256	863	19	844	-	-	-
7	NOR	2416	1922	494	511	490	21	554	253	301	579	421	158	541	527	14	231	231	-
8	SWE	2406	709	1697	164	138	26	1221	254	967	662	72	590	268	154	114	91	91	-
9	FIN	1273	831	442	-	-	-	654	427	227	619	404	215	-	-	-	-	-	-
10	CAN	1270	561	709	374	100	274	238	232	6	313	130	183	345	99	246	-	-	-
11	SLO	538	328	210	29	27	2	238	238	-	217	23	194	14	-	14	40	40	-
12	CRO	403	271	132	-	-	-	327	195	132	62	62	-	14	14	-	-	-	-
13	CZE	220	42	178	-	-	-	176	-	176	2	-	2	-	-	-	42	42	-
14	SPA	209	-	209	-	-	-	-	-	-	209	-	209	-	-	-	-	-	-
15	GBR	197	58	139	68	-	68	58	58	-	21	-	21	50	-	50	-	-	-
16	LIE	196	175	21	70	70	-	36	15	21	10	10	-	80	80	-	-	-	-
17	SVK	147	-	147	-	-	-	147	-	147	-	-	-	-	-	-	-	-	-
18	JPN	96	65	31	-	-	-	96	65	31	-	-	-	-	-	-	-	-	-
19	RUS	26	26	-	-	-	-	-	-	-	-	-	-	-	-	-	26	26	-
20	AND	12	12	-	-	-	-	-	-	-	-	-	-	-	-	-	12	12	-
21	AUS	10	10	-	3	3	-	-	-	-	-	-	-	7	7	-	-	-	-
22	BEL	3	-	3	-	-	-	3	-	3	-	-	-	-	-	-	-	-	-





AUDI FIS SKI WORLD CUP



AUDI FIS SKI WORLD CUP 2003/04

AFTER 7th LADIES SLALOM

MANUFACTURERS STANDINGS WOMEN presented by "DIE PRESSE"


Number of Manufacturers: 9

Place	Manufacturer	Points	Diff.	DH	SL	GS	SG	K
1	SALOMON	3160		935	860	775	590	-
2	VÖLKL	2330	- 830	605	850	405	470	-
3	ROSSIGNOL	2100	- 1060	515	300	735	550	-
4	BLIZZARD	710	- 2450	210	-	130	370	-
5	FISCHER	670	- 2490	460	-	60	150	-
6	HEAD	515	- 2645	160	125	50	180	-
7	DYNASTAR	480	- 2680	175	170	95	40	-
8	ATOMIC	280	- 2880	-	280	-	-	-
9	NORDICA	50	- 3110	-	50	-	-	-





AUDI FIS SKI WORLD CUP



AUDI FIS SKI WORLD CUP 2003/04

AFTER 7th LADIES SLALOM

MANUFACTURERS STANDINGS OVERALL presented by "DIE PRESSE"

Number of Manufacturers: 11

Place	Manufacturer	Overall			DH Points			SL Points			GS Points			SG Points			K Points		
		M+W	M	W	M+W	M	W	M+W	M	W	M+W	M	W	M+W	M	W	M+W	M	W
1	ATOMIC	6350	6070	280	2590	2590	-	1030	750	280	1055	1055	-	1420	1420	-	255	255	-
2	SALOMON	4380	1220	3160	1155	220	935	1100	240	860	1395	620	775	730	140	590	-	-	-
3	ROSSIGNOL	3185	1085	2100	555	40	515	665	365	300	1125	390	735	550	-	550	290	290	-
4	VÖLKL	2695	365	2330	605	-	605	1215	365	850	405	-	405	470	-	470	-	-	-
5	FISCHER	1385	715	670	560	100	460	570	570	-	60	-	60	150	-	150	45	45	-
6	DYNASTAR	1380	900	480	435	260	175	215	45	170	290	195	95	320	280	40	120	120	-
7	HEAD	730	215	515	295	135	160	165	40	125	50	-	50	220	40	180	-	-	-
8	BLIZZARD	710	-	710	210	-	210	-	-	-	130	-	130	370	-	370	-	-	-
9	NORDICA	340	290	50	-	-	-	340	290	50	-	-	-	-	-	-	-	-	-
10	STÖCKLI	100	100	-	100	100	-	-	-	-	-	-	-	-	-	-	-	-	-
11	ELAN	40	40	-	-	-	-	-	-	-	-	-	-	-	-	-	40	40	-

