

Lenzerheide (SUI)
9th Women's Slalom
ENTRY LIST BY NSA

Number of Competitors: 24, Number of NSAs: 12

NSA	FIS Code	Name	Date of Birth	FIS Points (18th of March 2021 - List 18)							
				DH	SL	GS	SG	AC			
AUT (5)	56367	GALLHUBER Katharina	16 JUN 1997	-	17.38 (42)	37.85 (245)	64.62 (272)	143.52 (350)			
	56392	GRITSCH Franziska	15 MAR 1997	44.42 (110)	9.40 (10)	19.15 (56)	30.72 (80)	12.91 (5)			
	56253	HUBER Katharina	3 OCT 1995	999.99(1077)	14.46 (20)	23.94 (86)	52.56 (189)	57.70 (67)			
	56388	LIENSBERGER Katharina	1 APR 1997	999.99(1077)	0.00 (1)	5.87 (12)	360.38(1862)	252.90 (730)			
	56333	MAIR Chiara	31 AUG 1996	-	11.48 (13)	19.83 (62)	58.07 (224)	53.88 (62)			
CAN (2)	106961	MIELZYNSKI Erin	25 MAY 1990	999.99(1077)	9.55 (11)	35.51 (213)	613.65(1952)	458.66 (932)			
	107427	ST-GERMAIN Laurence	30 MAY 1994	999.99(1077)	8.79 (8)	49.57 (502)	935.45(1993)	999.99(1049)			
CZE (1)	155728	DUBOVSKA Martina	27 FEB 1992	-	11.62 (14)	39.98 (290)	999.99(2007)	999.99(1049)			
FRA (1)	196806	NOENS Nastasia	12 SEP 1988	999.16(1076)	19.40 (54)	103.29(1788)	635.95(1957)	529.58 (964)			
GER (1)	206355	DUERR Lena	4 AUG 1991	152.00 (556)	11.65 (15)	23.38 (84)	73.61 (347)	44.28 (40)			
ITA (4)	299276	BASSINO Marta	27 FEB 1996	3.21 (9)	148.52(2489)	0.00 (1)	4.46 (8)	10.84 (4)			
	297601	BRIGNONE Federica	14 JUL 1990	2.24 (6)	22.44 (78)	0.00 (1)	0.08 (2)	0.00 (1)			
	296509	CURTONI Irene	11 AUG 1985	-	11.65 (15)	19.75 (61)	-	-			
	6295752	MATHIOU Sophie	5 FEB 2002	-	22.98 (83)	30.61 (151)	77.31 (389)	153.44 (397)			
NOR (2)	426187	LYSDAHL Kristin	29 JUN 1996	79.80 (228)	13.01 (19)	23.30 (83)	72.00 (337)	95.07 (164)			
	425879	RIIS-JOHANNESSEN Kristina	5 MAR 1991	36.84 (80)	16.74 (37)	17.73 (48)	32.81 (96)	30.07 (17)			
SLO (2)	565401	BUCIK Ana	21 JUL 1993	108.92 (366)	14.70 (22)	17.69 (47)	49.45 (175)	38.58 (28)			
	565463	SLOKAR Andreja	15 OCT 1997	999.99(1077)	15.12 (24)	21.67 (74)	221.48(1523)	228.59 (669)			
SUI (2)	516284	GISIN Michelle	5 DEC 1993	7.91 (20)	0.68 (4)	6.76 (14)	9.06 (17)	27.10 (13)			
	516562	RAST Camille	9 JUL 1999	-	19.96 (58)	24.14 (88)	91.76 (553)	69.32 (92)			
SVK (1)	705423	VLHOVA Petra	13 JUN 1995	14.30 (32)	0.00 (1)	1.50 (6)	6.04 (11)	0.60 (2)			
SWE (1)	506399	HECTOR Sara	4 SEP 1992	678.50(1021)	21.48 (74)	7.76 (17)	40.99 (131)	55.46 (65)			
USA (2)	539909	MOLTZAN Paula	7 APR 1994	999.99(1077)	14.51 (21)	21.21 (71)	239.39(1605)	945.27(1043)			
	6535237	SHIFFRIN Mikaela	13 MAR 1995	0.74 (4)	0.00 (1)	0.04 (4)	1.06 (4)	30.30 (18)			

Legend:							
-	No points	AC	Alpine Combined	DH	Downhill	GS	Giant Slalom
SG	Super-G	SL	Slalom				

DRAW LIST

Number of Competitors: 24, Number of NSAs: 12

Rank 120 in the FIS List: UNTERHOLZNER Petra 27.91 FIS Points

No.	FIS Code	Name	NSA Code	WC-SL	WC-O	FIS SL
1	705423	VLHOVA Petra	SVK	612 (1)	1352 (1)	0.00 (1)
2	56388	LIENSBERGER Katharina	AUT	590 (2)	763 (7)	0.00 (1)
3	6535237	SHIFFRIN Mikaela	USA	575 (3)	915 (4)	0.00 (1)
4	516284	GISIN Michelle	SUI	431 (4)	1025 (3)	0.68 (4)
5	206355	DUERR Lena	GER	217 (6)	226 (26)	11.65 (15)
6	107427	ST-GERMAIN Laurence	CAN	200 (7)	200 (32)	8.79 (8)
7	426187	LYSDAHL Kristin	NOR	177 (8)	213 (28)	13.01 (19)
8	56333	MAIR Chiara	AUT	173 (9)	173 (36)	11.48 (13)
9	155728	DUBOVSKA Martina	CZE	159 (10)	159 (41)	11.62 (14)
10	539909	MOLTZAN Paula	USA	149 (11)	267 (21)	14.51 (21)
11	565401	BUCIK Ana	SLO	125 (13)	202 (31)	14.70 (22)
12	56392	GRITSCH Franziska	AUT	116 (14)	179 (35)	9.40 (10)
13	106961	MIELZYNSKI Erin	CAN	108 (15)	108 (48)	9.55 (11)
14	425879	RIIS-JOHANNESSEN Kristina	NOR	107 (16)	107 (49)	16.74 (37)
15	296509	CURTONI Irene	ITA	93 (17)	93 (54)	11.65 (15)
16	56253	HUBER Katharina	AUT	92 (18)	92 (56)	14.46 (20)
17	56367	GALLHUBER Katharina	AUT	86 (19)	86 (58)	17.38 (42)
18	506399	HECTOR Sara	SWE	80 (20)	294 (19)	21.48 (74)
19	516562	RAST Camille	SUI	77 (21)	87 (57)	19.96 (58)
20	565463	SLOKAR Andreja	SLO	65 (23)	93 (54)	15.12 (24)
21	196806	NOENS Nastasia	FRA	63 (24)	63 (63)	19.40 (54)
22	+500 297601	BRIGNONE Federica	ITA	40 (32)	817 (6)	22.44 (78)
23	+500 299276	BASSINO Marta	ITA	13 (42)	840 (5)	>148.52 (2489)
24	6295752	MATHIOU Sophie	ITA	-	-	22.98 (83)

Legend:

-	No points	+500	At least 500 points on WC-O after 15th place and within best 25
>	Greater than 120th rank in the FIS points list	FIS SL	FIS points for Slalom (18th FIS points list 2020/2021)
		No.	Control Number
		WC-O	Overall FIS World Cup points
WC-SL	FIS World Cup points for Slalom		

Number of Competitors: 24, Number of NSAs: 12

Bib	FIS Code	Name	Year of Birth	NSA Code	Time	Ski
1	107427	ST-GERMAIN Laurence	1994	CAN		Rossignol
2	426187	LYSDAHL Kristin	1996	NOR		Rossignol
3	56388	LIENSBERGER Katharina	1997	AUT		Rossignol
4	6535237	SHIFFRIN Mikaela	1995	USA		Atomic
5	516284	GISIN Michelle	1993	SUI		Rossignol
6	705423	VLHOVA Petra	1995	SVK		Rossignol
7	206355	DUERR Lena	1991	GER		Head
8	565401	BUCIK Ana	1993	SLO		Salomon
9	106961	MIELZYNSKI Erin	1990	CAN		Atomic
10	425879	RIIS-JOHANNESSEN Kristina	1991	NOR		Rossignol
11	56333	MAIR Chiara	1996	AUT		Atomic
12	539909	MOLTZAN Paula	1994	USA		Rossignol
13	296509	CURTONI Irene	1985	ITA		Rossignol
14	56392	GRITSCH Franziska	1997	AUT		Head
15	155728	DUBOVSKA Martina	1992	CZE		Voelkl
-----break-----						
16	56253	HUBER Katharina	1995	AUT		Fischer
17	56367	GALLHUBER Katharina	1997	AUT		Atomic
18	506399	HECTOR Sara	1992	SWE		Head
19	516562	RAST Camille	1999	SUI		Head
20	565463	SLOKAR Andreja	1997	SLO		Nordica
21	196806	NOENS Nastasia	1988	FRA		Salomon
22	297601	BRIGNONE Federica	1990	ITA		Rossignol
23	299276	BASSINO Marta	1996	ITA		Salomon
24	6295752	MATHIOU Sophie	2002	ITA		

Jury

FIS Technical Delegate	ZIEMBINSKI Hannes	GER
Referee	GERDOL Peter	FIS
Assistant Referee	MAYR Markus	FIS
Chief of Race	BRUESCH Christian	SUI

Technical Data

Course Name	Beltrametti
Start Altitude	1750m
Finish Altitude	1530m
Vertical Drop	220m
Homologation Number	11565/12/14

Race Information Run 1

Course Setter	THOMA Christian	SWE
Gates/Turning Gates		
Start Time	10:30	

Race Information Run 2

Course Setter	ZOECHLING Hannes	AUT
Gates/Turning Gates		
Start Time	13:30	

Forerunners:

Run 1:	F1 - KIPPEL Dionys	SUI	F2 - MACHERET Valentine	SUI	F3 - DANIOETH Aline	SUI
Run 2:	F1 - KIPPEL Dionys	SUI	F2 - MACHERET Valentine	SUI	F3 - DANIOETH Aline	SUI

Number of Competitors: 24, Number of NSAs: 12

Rank	Bib	FIS Code	Name	YB	NSA Code	Time	Difference	Ski
1	3	56388	LIENSBERGER Katharina	1997	AUT	53.87		Rossignol
2	2	426187	LYSDAHL Kristin	1996	NOR	54.57	0.70	Rossignol
3	4	6535237	SHIFFRIN Mikaela	1995	USA	54.77	0.90	Atomic
4	1	107427	ST-GERMAIN Laurence	1994	CAN	55.07	1.20	Rossignol
5	5	516284	GISIN Michelle	1993	SUI	55.11	1.24	Rossignol
6	6	705423	VLHOVA Petra	1995	SVK	55.71	1.84	Rossignol
7	18	506399	HECTOR Sara	1992	SWE	56.13	2.26	Head
8	12	539909	MOLTZAN Paula	1994	USA	56.14	2.27	Rossignol
9	15	155728	DUBOVSKA Martina	1992	CZE	56.29	2.42	Voelkl
10	13	296509	CURTONI Irene	1985	ITA	56.31	2.44	Rossignol
11	8	565401	BUCIK Ana	1993	SLO	56.55	2.68	Salomon
12	10	425879	RIIS-JOHANNESSEN Kristina	1991	NOR	56.60	2.73	Rossignol
13	7	206355	DUERR Lena	1991	GER	56.63	2.76	Head
14	22	297601	BRIGNONE Federica	1990	ITA	56.77	2.90	Rossignol
15	21	196806	NOENS Nastasia	1988	FRA	57.01	3.14	Salomon
16	11	56333	MAIR Chiara	1996	AUT	57.11	3.24	Atomic
17	20	565463	SLOKAR Andreja	1997	SLO	57.15	3.28	Nordica
18	19	516562	RAST Camille	1999	SUI	57.25	3.38	Head
19	17	56367	GALLHUBER Katharina	1997	AUT	57.43	3.56	Atomic
20	16	56253	HUBER Katharina	1995	AUT	57.46	3.59	Fischer
21	24	6295752	MATHIOU Sophie	2002	ITA	58.18	4.31	

DID NOT FINISH RUN 1: 3 competitors

9	106961	MIELZYNSKI Erin	1990	CAN				Atomic
14	56392	GRITSCH Franziska	1997	AUT				Head
23	299276	BASSINO Marta	1996	ITA				Salomon

Jury

FIS Technical Delegate	ZIEMBINSKI Hannes	GER
Referee	GERDOL Peter	FIS
Assistant Referee	MAYR Markus	FIS
Chief of Race	BRUESCH Christian	SUI

Technical Data

Course Name	Beltrametti
Start Altitude	1750m
Finish Altitude	1530m
Vertical Drop	220m
Homologation Number	11565/12/14

Race Information Run 1

Course Setter	THOMA Christian	SWE
Gates/Turning Gates	68/66	
Start Time	10:30	

Race Information Run 2

Course Setter	ZOECHLING Hannes	AUT
Gates/Turning Gates		
Start Time	13:30	

Forerunners:

Run 1:	F1 - KIPPEL Dionys	SUI	F2 - MACHERET Valentine	SUI	F3 - DANIOTH Aline	SUI
Run 2:	F1 - KIPPEL Dionys	SUI	F2 - MACHERET Valentine	SUI	F3 - DANIOTH Aline	SUI

Conditions on course:

Run 1	MOSTLY CLOUDY	Snow: HARD	Temperature - Start: -11°C	Temperature - Finish: -9°C
-------	---------------	------------	----------------------------	----------------------------

Legend:

YB Year of Birth

Number of Competitors: 21, Number of NSAs: 12

Start Order	Bib	FIS Code	Name	Year of Birth	NSA Code	Run 1	Diff.	Rank	Run 2	Total	Ski
1	24	6295752	MATHIOU Sophie	2002	ITA	58.18	4.31	21			
2	16	56253	HUBER Katharina	1995	AUT	57.46	3.59	20			Fischer
3	17	56367	GALLHUBER Katharina	1997	AUT	57.43	3.56	19			Atomic
4	19	516562	RAST Camille	1999	SUI	57.25	3.38	18			Head
5	20	565463	SLOKAR Andreja	1997	SLO	57.15	3.28	17			Nordica
6	11	56333	MAIR Chiara	1996	AUT	57.11	3.24	16			Atomic
7	21	196806	NOENS Nastasia	1988	FRA	57.01	3.14	15			Salomon
8	22	297601	BRIGNONE Federica	1990	ITA	56.77	2.90	14			Rossignol
9	7	206355	DUERR Lena	1991	GER	56.63	2.76	13			Head
10	10	425879	RIIS-JOHANNESSEN Kristina	1991	NOR	56.60	2.73	12			Rossignol
11	8	565401	BUCIK Ana	1993	SLO	56.55	2.68	11			Salomon
12	13	296509	CURTONI Irene	1985	ITA	56.31	2.44	10			Rossignol
13	15	155728	DUBOVSKA Martina	1992	CZE	56.29	2.42	9			Voelkl
----- break -----											
14	12	539909	MOLTZAN Paula	1994	USA	56.14	2.27	8			Rossignol
15	18	506399	HECTOR Sara	1992	SWE	56.13	2.26	7			Head
16	6	705423	VLHOVA Petra	1995	SVK	55.71	1.84	6			Rossignol
17	5	516284	GISIN Michelle	1993	SUI	55.11	1.24	5			Rossignol
18	1	107427	ST-GERMAIN Laurence	1994	CAN	55.07	1.20	4			Rossignol
19	4	6535237	SHIFFRIN Mikaela	1995	USA	54.77	0.90	3			Atomic
20	2	426187	LYSDAHL Kristin	1996	NOR	54.57	0.70	2			Rossignol
21	3	56388	LIENSBERGER Katharina	1997	AUT	53.87		1			Rossignol

Jury

FIS Technical Delegate	ZIEMBINSKI Hannes	GER
Referee	GERDOL Peter	FIS
Assistant Referee	MAYR Markus	FIS
Chief of Race	BRUESCH Christian	SUI

Technical Data

Course Name	Beltrametti
Start Altitude	1750m
Finish Altitude	1530m
Vertical Drop	220m
Homologation Number	11565/12/14

Race Information Run 1

Course Setter	THOMA Christian	SWE
Gates/Turning Gates	68/66	
Start Time	10:30	

Race Information Run 2

Course Setter	ZOECHLING Hannes	AUT
Gates/Turning Gates		
Start Time	13:30	

Forerunners:

Run 1:	F1 - KIPPEL Dionys	SUI	F2 - MACHERET Valentine	SUI	F3 - DANIOTH Aline	SUI
Run 2:	F1 - KIPPEL Dionys	SUI	F2 - MACHERET Valentine	SUI	F3 - DANIOTH Aline	SUI

Number of Competitors: 24, Number of NSAs: 12

Penalty applied: 0.00

Rank	Bib	FIS Code	Name	YB	NSA Code	Run 1		Run 2		Total	Diff.	Race Points	Ski
						Time	Rank	Time	Rank				
1	3	56388	LIENSBERGER Katharina	1997	AUT	53.87	(1)	55.90	(1)	1:49.77		0.00	Rossignol
2	4	6535237	SHIFFRIN Mikaela	1995	USA	54.77	(3)	56.24	(4)	1:51.01	1.24	8.25	Atomic
3	5	516284	GISIN Michelle	1993	SUI	55.11	(5)	56.61	(7)	1:51.72	1.95	12.97	Rossignol
4	2	426187	LYSDAHL Kristin	1996	NOR	54.57	(2)	57.19	(12)	1:51.76	1.99	13.23	Rossignol
5	18	506399	HECTOR Sara	1992	SWE	56.13	(7)	56.75	(9)	1:52.88	3.11	20.68	Head
6	6	705423	VLHOVA Petra	1995	SVK	55.71	(6)	57.21	(14)	1:52.92	3.15	20.95	Rossignol
7	12	539909	MOLTZAN Paula	1994	USA	56.14	(8)	56.98	(10)	1:53.12	3.35	22.28	Rossignol
8	20	565463	SLOKAR Andreja	1997	SLO	57.15	(17)	55.98	(2)	1:53.13	3.36	22.34	Nordica
9	15	155728	DUBOVSKA Martina	1992	CZE	56.29	(9)	57.05	(11)	1:53.34	3.57	23.74	Voelkl
10	21	196806	NOENS Nastasia	1988	FRA	57.01	(15)	56.35	(5)	1:53.36	3.59	23.87	Salomon
11	1	107427	ST-GERMAIN Laurence	1994	CAN	55.07	(4)	58.55	(19)	1:53.62	3.85	25.60	Rossignol
12	17	56367	GALLHUBER Katharina	1997	AUT	57.43	(19)	56.20	(3)	1:53.63	3.86	25.67	Atomic
13	11	56333	MAIR Chiara	1996	AUT	57.11	(16)	56.58	(6)	1:53.69	3.92	26.07	Atomic
14	7	206355	DUERR Lena	1991	GER	56.63	(13)	57.19	(12)	1:53.82	4.05	26.93	Head
15	19	516562	RAST Camille	1999	SUI	57.25	(18)	56.63	(8)	1:53.88	4.11	27.33	Head
16	8	565401	BUCIK Ana	1993	SLO	56.55	(11)	57.49	(16)	1:54.04	4.27	28.40	Salomon
17	22	297601	BRIGNONE Federica	1990	ITA	56.77	(14)	57.38	(15)	1:54.15	4.38	29.13	Rossignol
18	10	425879	RIIS-JOHANNESSEN Kristina	1991	NOR	56.60	(12)	58.06	(17)	1:54.66	4.89	32.52	Rossignol
19	24	6295752	MATHIOU Sophie	2002	ITA	58.18	(21)	58.48	(18)	1:56.66	6.89	45.82	

DID NOT FINISH RUN 2: 1 competitor

16	56253	HUBER Katharina	1995	AUT									Fischer
----	-------	-----------------	------	-----	--	--	--	--	--	--	--	--	---------

DISQUALIFIED RUN 2: 1 competitor

13	296509	CURTONI Irene	1985	ITA			Gate 64		Rule 629.3				Rossignol
----	--------	---------------	------	-----	--	--	---------	--	------------	--	--	--	-----------

DID NOT FINISH RUN 1: 3 competitors

9	106961	MIELZYNSKI Erin	1990	CAN									Atomic
14	56392	GRITSCH Franziska	1997	AUT									Head
23	299276	BASSINO Marta	1996	ITA									Salomon

Reason for disqualification:

629.3 Does not pass through a gate correctly

Jury

FIS Technical Delegate	ZIEMBINSKI Hannes	GER
Referee	GERDOL Peter	FIS
Assistant Referee	MAYR Markus	FIS
Chief of Race	BRUESCH Christian	SUI

Technical Data

Course Name	Beltrametti
Start Altitude	1750m
Finish Altitude	1530m
Vertical Drop	220m
Homologation Number	11565/12/14

Race Information Run 1

Course Setter	THOMA Christian	SWE
Gates/Turning Gates	68/66	
Start Time	10:30	

Race Information Run 2

Course Setter	ZOECHLING Hannes	AUT
Gates/Turning Gates	66/65	
Start Time	13:30	

Forerunners:

Run 1:	F1 - KIPPEL Dionys	SUI	F2 - MACHERET Valentine	SUI	F3 - DANIOTH Aline	SUI
Run 2:	F1 - KIPPEL Dionys	SUI	F2 - MACHERET Valentine	SUI	F3 - DANIOTH Aline	SUI

Lenzerheide (SUI)



9th Women's Slalom

SAT 20 MAR 2021

Start Time 13:30

OFFICIAL RESULTS

Number of Competitors: 24, Number of NSAs: 12

Penalty applied: 0.00

Rank	Bib	FIS Code	Name	YB	NSA Code	Run 1	Run 2	Total	Diff.	Race Points	Ski
						Time Rank	Time Rank				

Conditions on course:

Run 1	MOSTLY CLOUDY	Snow: HARD	Temperature - Start: -11°C	Temperature - Finish: -9°C
Run 2	PARTLY CLOUDY	Snow: HARD	Temperature - Start: -10°C	Temperature - Finish: -8°C

Legend:
YB Year of Birth

Best 10 at Finish

F-factor: 730

Rank	Bib	FIS Code	Name	NSA Code	FIS Points	Best 5	Race Points
1	3	56388	LIENSBERGER Katharina	AUT	0.00	0.00	0.00
2	4	6535237	SHIFFRIN Mikaela	USA	0.00	0.00	8.25
3	5	516284	GISIN Michelle	SUI	0.68	0.68	12.97
4	2	426187	LYSDAHL Kristin	NOR	13.01		
5	18	506399	HECTOR Sara	SWE	21.48		
6	6	705423	VLHOVA Petra	SVK	0.00	0.00	20.95
7	12	539909	MOLTZAN Paula	USA	14.51		
8	20	565463	SLOKAR Andreja	SLO	15.12		
9	15	155728	DUBOVSKA Martina	CZE	11.62	11.62	23.74
10	21	196806	NOENS Nastasia	FRA	19.40		

Best 5 FIS Points Started

Rank	Bib	FIS Code	Name	NSA Code	FIS Points
1	3	56388	LIENSBERGER Katharina	AUT	0.00
2	4	6535237	SHIFFRIN Mikaela	USA	0.00
6	6	705423	VLHOVA Petra	SVK	0.00
3	5	516284	GISIN Michelle	SUI	0.68
11	1	107427	ST-GERMAIN Laurence	CAN	8.79

TOTALS:

FIS Points of Best 5 Started (B)	9.47	
FIS Points of Best 5 at Finish in Top 10 (A)		12.30
Race Points of Corresponding Competitors (C)		65.91
Calculated Penalty (A+B-C):10 =>	-4.414	
Rounded	-4.41	
Category Adder	0.00	
Correction Value (Z)	0.00	
Calculated Penalty	-4.41	
Penalty Applied	0.00	

Number of Competitors: 21, Number of NSAs: 12

Rank	Bib	Name Ski	NSA Code	Run	Positions			Partial		Difference Time	
					Int	Rank	Pos	Time	Rank		
1	3	LIENSBERGER Katharina Rossignol	AUT	Run 1:	Int1:	14.46	(2)	I1-I2:	11.21	(1)	0.03
					Int2:	25.67	(1)	I2-I3:	14.93	(2)	0.00
					Int3:	40.60	(1)	I3-Fin:	13.27	(1)	0.00
					Fin:	53.87	(1)				0.00
				Run 2:	Int1:	14.10	(3)	I1-I2:	11.54	(4)	0.24
					Int2:	25.64	(2)	I2-I3:	16.54	(6)	0.27
					Int3:	42.18	(3)	I3-Fin:	13.72	(1)	0.15
					Fin:	55.90	(1)				0.00
				Total:	Int1:	1:07.97	(1)				0.00
					Int2:	1:19.51	(1)				0.00
					Int3:	1:36.05	(1)				0.00
					Fin:	1:49.77	(1)				0.00
				2	4	SHIFFRIN Mikaela Atomic	USA	Run 1:	Int1:	14.63	(3)
Int2:	26.22	(3)	I2-I3:						15.18	(4)	0.55
Int3:	41.40	(4)	I3-Fin:						13.37	(3)	0.80
Fin:	54.77	(3)									0.90
Run 2:	Int1:	14.54	(14)					I1-I2:	11.39	(1)	0.68
	Int2:	25.93	(5)					I2-I3:	16.30	(3)	0.56
	Int3:	42.23	(5)					I3-Fin:	14.01	(9)	0.20
	Fin:	56.24	(4)								0.34
Total:	Int1:	1:09.31	(3)								1.34
	Int2:	1:20.70	(2)								1.19
	Int3:	1:37.00	(2)								0.95
	Fin:	1:51.01	(2)								1.24
3	5	GISIN Michelle Rossignol	SUI					Run 1:	Int1:	14.43	(1)
				Int2:	26.19	(2)	I2-I3:		15.19	(5)	0.52
				Int3:	41.38	(3)	I3-Fin:		13.73	(6)	0.78
				Fin:	55.11	(5)					1.24
				Run 2:	Int1:	14.23	(6)	I1-I2:	11.81	(10)	0.37
					Int2:	26.04	(7)	I2-I3:	16.65	(8)	0.67
					Int3:	42.69	(8)	I3-Fin:	13.92	(6)	0.66
					Fin:	56.61	(7)				0.71
				Total:	Int1:	1:09.34	(4)				1.37
					Int2:	1:21.15	(4)				1.64
					Int3:	1:37.80	(4)				1.75
					Fin:	1:51.72	(3)				1.95

Number of Competitors: 21, Number of NSAs: 12

Rank	Bib	Name Ski	NSA Code	Positions			Partials		Difference Time		
				Pos	Time	Rank	Pos	Time		Rank	
4	2	LYSDAHL Kristin Rossignol	NOR	Run 1:	Int1:	14.91	(4)	I1-I2:	11.39	(3)	0.48
					Int2:	26.30	(4)	I2-I3:	14.86	(1)	0.63
					Int3:	41.16	(2)	I3-Fin:	13.41	(4)	0.56
					Fin:	54.57	(2)				0.70
				Run 2:	Int1:	14.49	(12)	I1-I2:	12.04	(18)	0.63
					Int2:	26.53	(15)	I2-I3:	16.56	(7)	1.16
					Int3:	43.09	(15)	I3-Fin:	14.10	(10)	1.06
					Fin:	57.19	(12)				1.29
				Total:	Int1:	1:09.06	(2)				1.09
					Int2:	1:21.10	(3)				1.59
					Int3:	1:37.66	(3)				1.61
					Fin:	1:51.76	(4)				1.99
5	18	HECTOR Sara Head	SWE	Run 1:	Int1:	15.21	(14)	I1-I2:	11.58	(7)	0.78
					Int2:	26.79	(10)	I2-I3:	15.63	(10)	1.12
					Int3:	42.42	(11)	I3-Fin:	13.71	(5)	1.82
					Fin:	56.13	(7)				2.26
				Run 2:	Int1:	14.15	(4)	I1-I2:	11.94	(13)	0.29
					Int2:	26.09	(8)	I2-I3:	16.67	(9)	0.72
					Int3:	42.76	(10)	I3-Fin:	13.99	(8)	0.73
					Fin:	56.75	(9)				0.85
				Total:	Int1:	1:10.28	(7)				2.31
					Int2:	1:22.22	(7)				2.71
					Int3:	1:38.89	(6)				2.84
					Fin:	1:52.88	(5)				3.11
6	6	VLHOVA Petra Rossignol	SVK	Run 1:	Int1:	15.13	(11)	I1-I2:	11.35	(2)	0.70
					Int2:	26.48	(5)	I2-I3:	15.38	(6)	0.81
					Int3:	41.86	(6)	I3-Fin:	13.85	(8)	1.26
					Fin:	55.71	(6)				1.84
				Run 2:	Int1:	14.43	(11)	I1-I2:	11.66	(6)	0.57
					Int2:	26.09	(8)	I2-I3:	16.90	(16)	0.72
					Int3:	42.99	(12)	I3-Fin:	14.22	(15)	0.96
					Fin:	57.21	(14)				1.31
				Total:	Int1:	1:10.14	(6)				2.17
					Int2:	1:21.80	(6)				2.29
					Int3:	1:38.70	(5)				2.65
					Fin:	1:52.92	(6)				3.15
7	12	MOLTZAN Paula Rossignol	USA	Run 1:	Int1:	15.05	(8)	I1-I2:	11.79	(14)	0.62
					Int2:	26.84	(11)	I2-I3:	15.54	(8)	1.17
					Int3:	42.38	(10)	I3-Fin:	13.76	(7)	1.78
					Fin:	56.14	(8)				2.27
				Run 2:	Int1:	14.24	(7)	I1-I2:	12.01	(16)	0.38
					Int2:	26.25	(13)	I2-I3:	16.75	(13)	0.88
					Int3:	43.00	(13)	I3-Fin:	13.98	(7)	0.97
					Fin:	56.98	(10)				1.08
				Total:	Int1:	1:10.38	(8)				2.41
					Int2:	1:22.39	(8)				2.88
					Int3:	1:39.14	(9)				3.09
					Fin:	1:53.12	(7)				3.35

Number of Competitors: 21, Number of NSAs: 12

Rank	Bib	Name Ski	NSA Code	Positions			Partials		Difference Time						
				Pos	Time	Rank	Pos	Time		Rank					
8	20	SLOKAR Andreja Nordica	SLO	Run 1:	Int1:	15.01	(6)	I1-I2:	11.84	(15)	0.58				
					Int2:	26.85	(12)					I2-I3:	16.23	(21)	1.18
					Int3:	43.08	(18)					I3-Fin:	14.07	(13)	2.48
					Fin:	57.15	(17)								3.28
				Run 2:	Int1:	13.86	(1)	I1-I2:	11.51	(3)	0.00				
					Int2:	25.37	(1)					I2-I3:	16.73	(11)	0.00
					Int3:	42.10	(2)					I3-Fin:	13.88	(4)	0.07
					Fin:	55.98	(2)								0.08
				Total:	Int1:	1:11.01	(10)	3.04							
					Int2:	1:22.52	(10)		3.01						
					Int3:	1:39.25	(10)		3.20						
					Fin:	1:53.13	(8)		3.36						
9	15	DUBOVSKA Martina Voelkl	CZE	Run 1:	Int1:	15.10	(9)	I1-I2:	11.45	(5)	0.67				
					Int2:	26.55	(6)					I2-I3:	15.70	(12)	0.88
					Int3:	42.25	(7)					I3-Fin:	14.04	(12)	1.65
					Fin:	56.29	(9)								2.42
				Run 2:	Int1:	14.64	(15)	I1-I2:	11.47	(2)	0.78				
					Int2:	26.11	(10)					I2-I3:	16.73	(11)	0.74
					Int3:	42.84	(11)					I3-Fin:	14.21	(14)	0.81
					Fin:	57.05	(11)								1.15
				Total:	Int1:	1:10.93	(9)	2.96							
					Int2:	1:22.40	(9)		2.89						
					Int3:	1:39.13	(8)		3.08						
					Fin:	1:53.34	(9)		3.57						
10	21	NOENS Nastasia Salomon	FRA	Run 1:	Int1:	15.23	(15)	I1-I2:	11.88	(17)	0.80				
					Int2:	27.11	(17)					I2-I3:	15.77	(14)	1.44
					Int3:	42.88	(16)					I3-Fin:	14.13	(15)	2.28
					Fin:	57.01	(15)								3.14
				Run 2:	Int1:	14.51	(13)	I1-I2:	11.72	(7)	0.65				
					Int2:	26.23	(12)					I2-I3:	16.27	(1)	0.86
					Int3:	42.50	(6)					I3-Fin:	13.85	(2)	0.47
					Fin:	56.35	(5)								0.45
				Total:	Int1:	1:11.52	(16)	3.55							
					Int2:	1:23.24	(16)		3.73						
					Int3:	1:39.51	(14)		3.46						
					Fin:	1:53.36	(10)		3.59						
11	1	ST-GERMAIN Laurence Rossignol	CAN	Run 1:	Int1:	15.02	(7)	I1-I2:	11.59	(8)	0.59				
					Int2:	26.61	(8)					I2-I3:	15.10	(3)	0.94
					Int3:	41.71	(5)					I3-Fin:	13.36	(2)	1.11
					Fin:	55.07	(4)								1.20
				Run 2:	Int1:	14.74	(18)	I1-I2:	11.96	(14)	0.88				
					Int2:	26.70	(17)					I2-I3:	17.26	(19)	1.33
					Int3:	43.96	(18)					I3-Fin:	14.59	(18)	1.93
					Fin:	58.55	(19)								2.65
				Total:	Int1:	1:09.81	(5)	1.84							
					Int2:	1:21.77	(5)		2.26						
					Int3:	1:39.03	(7)		2.98						
					Fin:	1:53.62	(11)		3.85						

Number of Competitors: 21, Number of NSAs: 12

Rank	Bib	Name Ski	NSA Code	Positions Pos	Positions		Partials		Difference Time			
					Time	Rank	Pos	Time		Rank		
12	17	GALLHUBER Katharina Atomic	AUT	Run 1:	Int1:	15.36	(17)	I1-I2:	12.05	(21)	0.93	
					Int2:	27.41	(20)	I2-I3:	15.86	(17)	1.74	
					Int3:	43.27	(20)	I3-Fin:	14.16	(17)	2.67	
					Fin:	57.43	(19)				3.56	
					Run 2:	Int1:	14.20	(5)	I1-I2:	11.54	(4)	0.34
						Int2:	25.74	(4)	I2-I3:	16.29	(2)	0.37
						Int3:	42.03	(1)	I3-Fin:	14.17	(13)	0.00
						Fin:	56.20	(3)				0.30
					Total:	Int1:	1:11.63	(18)				3.66
						Int2:	1:23.17	(14)				3.66
						Int3:	1:39.46	(12)				3.41
						Fin:	1:53.63	(12)				3.86
13	11	MAIR Chiara Atomic	AUT	Run 1:	Int1:	15.39	(19)	I1-I2:	11.86	(16)	0.96	
					Int2:	27.25	(19)	I2-I3:	15.78	(15)	1.58	
					Int3:	43.03	(17)	I3-Fin:	14.08	(14)	2.43	
					Fin:	57.11	(16)				3.24	
					Run 2:	Int1:	14.39	(9)	I1-I2:	11.93	(12)	0.53
						Int2:	26.32	(14)	I2-I3:	16.35	(4)	0.95
						Int3:	42.67	(7)	I3-Fin:	13.91	(5)	0.64
						Fin:	56.58	(6)				0.68
					Total:	Int1:	1:11.50	(15)				3.53
						Int2:	1:23.43	(17)				3.92
						Int3:	1:39.78	(16)				3.73
						Fin:	1:53.69	(13)				3.92
14	7	DUERR Lena Head	GER	Run 1:	Int1:	14.96	(5)	I1-I2:	11.98	(19)	0.53	
					Int2:	26.94	(14)	I2-I3:	15.41	(7)	1.27	
					Int3:	42.35	(9)	I3-Fin:	14.28	(19)	1.75	
					Fin:	56.63	(13)				2.76	
					Run 2:	Int1:	14.41	(10)	I1-I2:	11.79	(9)	0.55
						Int2:	26.20	(11)	I2-I3:	16.84	(14)	0.83
						Int3:	43.04	(14)	I3-Fin:	14.15	(12)	1.01
						Fin:	57.19	(12)				1.29
					Total:	Int1:	1:11.04	(12)				3.07
						Int2:	1:22.83	(12)				3.32
						Int3:	1:39.67	(15)				3.62
						Fin:	1:53.82	(14)				4.05
15	19	RAST Camille Head	SUI	Run 1:	Int1:	15.51	(20)	I1-I2:	11.73	(12)	1.08	
					Int2:	27.24	(18)	I2-I3:	15.85	(16)	1.57	
					Int3:	43.09	(19)	I3-Fin:	14.16	(17)	2.49	
					Fin:	57.25	(18)				3.38	
					Run 2:	Int1:	13.86	(1)	I1-I2:	11.82	(11)	0.00
						Int2:	25.68	(3)	I2-I3:	16.51	(5)	0.31
						Int3:	42.19	(4)	I3-Fin:	14.44	(16)	0.16
						Fin:	56.63	(8)				0.73
					Total:	Int1:	1:11.11	(13)				3.14
						Int2:	1:22.93	(13)				3.42
						Int3:	1:39.44	(11)				3.39
						Fin:	1:53.88	(15)				4.11

Lenzerheide (SUI)

9th Women's Slalom

SAT 20 MAR 2021

PERFORMANCE ANALYSIS BY RANK

Start Time 13:30

Number of Competitors: 21, Number of NSAs: 12

Rank	Bib	Name Ski	NSA Code	Run	Positions			Partials		Difference Time	
					Pos	Time	Rank	Pos	Time		Rank
16	8	BUCIK Ana Salomon	SLO	Run 1:	Int1:	15.12	(10)	I1-I2:	11.59	(8)	0.69
					Int2:	26.71	(9)	I2-I3:	15.87	(19)	1.04
					Int3:	42.58	(13)	I3-Fin:	13.97	(9)	1.98
					Fin:	56.55	(11)				2.68
				Run 2:	Int1:	14.66	(16)	I1-I2:	12.00	(15)	0.80
					Int2:	26.66	(16)	I2-I3:	16.98	(18)	1.29
					Int3:	43.64	(16)	I3-Fin:	13.85	(2)	1.61
					Fin:	57.49	(16)				1.59
				Total:	Int1:	1:11.21	(14)				3.24
					Int2:	1:23.21	(15)				3.70
					Int3:	1:40.19	(17)				4.14
					Fin:	1:54.04	(16)				4.27
				17	22	BRIGNONE Federica Rossignol	ITA	Run 1:	Int1:	15.20	(13)
Int2:	27.09	(16)	I2-I3:						15.66	(11)	1.42
Int3:	42.75	(14)	I3-Fin:						14.02	(11)	2.15
Fin:	56.77	(14)									2.90
Run 2:	Int1:	14.25	(8)					I1-I2:	11.77	(8)	0.39
	Int2:	26.02	(6)					I2-I3:	16.69	(10)	0.65
	Int3:	42.71	(9)					I3-Fin:	14.67	(19)	0.68
	Fin:	57.38	(15)								1.48
Total:	Int1:	1:11.02	(11)								3.05
	Int2:	1:22.79	(11)								3.28
	Int3:	1:39.48	(13)								3.43
	Fin:	1:54.15	(17)								4.38
18	10	RIIS-JOHANNESSEN Kristina Rossignol	NOR					Run 1:	Int1:	15.38	(18)
				Int2:	26.86	(13)	I2-I3:		15.61	(9)	1.19
				Int3:	42.47	(12)	I3-Fin:		14.13	(15)	1.87
				Fin:	56.60	(12)					2.73
				Run 2:	Int1:	15.01	(19)	I1-I2:	12.03	(17)	1.15
					Int2:	27.04	(18)	I2-I3:	16.88	(15)	1.67
					Int3:	43.92	(17)	I3-Fin:	14.14	(11)	1.89
					Fin:	58.06	(17)				2.16
				Total:	Int1:	1:11.61	(17)				3.64
					Int2:	1:23.64	(18)				4.13
					Int3:	1:40.52	(18)				4.47
					Fin:	1:54.66	(18)				4.89
				19	24	MATHIOU Sophie	ITA	Run 1:	Int1:	15.78	(21)
Int2:	27.78	(21)	I2-I3:						16.12	(20)	2.11
Int3:	43.90	(21)	I3-Fin:						14.28	(19)	3.30
Fin:	58.18	(21)									4.31
Run 2:	Int1:	14.72	(17)					I1-I2:	12.36	(19)	0.86
	Int2:	27.08	(19)					I2-I3:	16.94	(17)	1.71
	Int3:	44.02	(19)					I3-Fin:	14.46	(17)	1.99
	Fin:	58.48	(18)								2.58
Total:	Int1:	1:12.90	(19)								4.93
	Int2:	1:25.26	(19)								5.75
	Int3:	1:42.20	(19)								6.15
	Fin:	1:56.66	(19)								6.89

Lenzerheide (SUI)



9th Women's Slalom

SAT 20 MAR 2021

PERFORMANCE ANALYSIS BY RANK

Start Time 13:30

Number of Competitors: 21, Number of NSAs: 12

Rank	Bib	Name Ski	NSA Code	Pos	Positions		Partials		Difference Time
					Time	Rank	Time	Rank	

Intermediate Time Positions : Int. 1 = Inter1 Int. 2 = Inter2 Int. 3 = Inter3

Legend:	Fin	Finish	In	Intermediate n	Int	Intermediate
Pos.		Intermediate or speed position				



Number of Competitors: 21, Number of NSAs: 12

Bib	Name Ski	NSA Code	Run	Positions			Partial		Difference Time	
				Int	Rank	Pos	Time	Rank		
1	ST-GERMAIN Laurence Rossignol	CAN	Run 1:	Int1:	15.02	(8)	I1-I2:	11.59	(8)	0.59
				Int2:	26.61	(8)	I2-I3:	15.10	(3)	0.94
				Int3:	41.71	(5)	I3-Fin:	13.36	(2)	1.11
				Fin:	55.07	(4)				1.20
			Run 2:	Int1:	14.74	(20)	I1-I2:	11.96	(15)	0.88
				Int2:	26.70	(18)	I2-I3:	17.26	(20)	1.33
				Int3:	43.96	(19)	I3-Fin:	14.59	(18)	1.93
				Fin:	58.55	(19)				2.65
			Total:	Int1:	1:09.81	(5)				1.84
				Int2:	1:21.77	(5)				2.26
				Int3:	1:39.03	(7)				2.98
				Fin:	1:53.62	(11)				3.85
			2	LYSDAHL Kristin Rossignol	NOR	Run 1:	Int1:	14.91	(5)	I1-I2:
Int2:	26.30	(4)					I2-I3:	14.86	(1)	0.63
Int3:	41.16	(2)					I3-Fin:	13.41	(4)	0.56
Fin:	54.57	(2)								0.70
Run 2:	Int1:	14.49				(13)	I1-I2:	12.04	(19)	0.63
	Int2:	26.53				(16)	I2-I3:	16.56	(7)	1.16
	Int3:	43.09				(15)	I3-Fin:	14.10	(10)	1.06
	Fin:	57.19				(12)				1.29
Total:	Int1:	1:09.06				(2)				1.09
	Int2:	1:21.10				(3)				1.59
	Int3:	1:37.66				(3)				1.61
	Fin:	1:51.76				(4)				1.99
3	LIENSBERGER Katharina Rossignol	AUT				Run 1:	Int1:	14.46	(2)	I1-I2:
			Int2:	25.67	(1)		I2-I3:	14.93	(2)	0.00
			Int3:	40.60	(1)		I3-Fin:	13.27	(1)	0.00
			Fin:	53.87	(1)					0.00
			Run 2:	Int1:	14.10	(4)	I1-I2:	11.54	(4)	0.24
				Int2:	25.64	(2)	I2-I3:	16.54	(6)	0.27
				Int3:	42.18	(3)	I3-Fin:	13.72	(1)	0.15
				Fin:	55.90	(1)				0.00
			Total:	Int1:	1:07.97	(1)				0.00
				Int2:	1:19.51	(1)				0.00
				Int3:	1:36.05	(1)				0.00
				Fin:	1:49.77	(1)				0.00

Number of Competitors: 21, Number of NSAs: 12

Bib	Name Ski	NSA Code	Pos	Positions			Partials		Difference Time	
				Time	Rank	Pos	Time	Rank		
4	SHIFFRIN Mikaela Atomic	USA	Run 1:	Int1:	14.63	(3)	I1-I2:	11.59	(8)	0.20
				Int2:	26.22	(3)	I2-I3:	15.18	(4)	0.55
				Int3:	41.40	(4)	I3-Fin:	13.37	(3)	0.80
				Fin:	54.77	(3)				0.90
			Run 2:	Int1:	14.54	(15)	I1-I2:	11.39	(1)	0.68
				Int2:	25.93	(5)	I2-I3:	16.30	(3)	0.56
				Int3:	42.23	(5)	I3-Fin:	14.01	(9)	0.20
				Fin:	56.24	(4)				0.34
			Total:	Int1:	1:09.31	(3)				1.34
				Int2:	1:20.70	(2)				1.19
				Int3:	1:37.00	(2)				0.95
				Fin:	1:51.01	(2)				1.24
			5	GISIN Michelle Rossignol	SUI	Run 1:	Int1:	14.43	(1)	I1-I2:
Int2:	26.19	(2)					I2-I3:	15.19	(5)	0.52
Int3:	41.38	(3)					I3-Fin:	13.73	(6)	0.78
Fin:	55.11	(5)								1.24
Run 2:	Int1:	14.23				(7)	I1-I2:	11.81	(11)	0.37
	Int2:	26.04				(7)	I2-I3:	16.65	(8)	0.67
	Int3:	42.69				(8)	I3-Fin:	13.92	(6)	0.66
	Fin:	56.61				(7)				0.71
Total:	Int1:	1:09.34				(4)				1.37
	Int2:	1:21.15				(4)				1.64
	Int3:	1:37.80				(4)				1.75
	Fin:	1:51.72				(3)				1.95
6	VLHOVA Petra Rossignol	SVK				Run 1:	Int1:	15.13	(12)	I1-I2:
			Int2:	26.48	(5)		I2-I3:	15.38	(6)	0.81
			Int3:	41.86	(6)		I3-Fin:	13.85	(8)	1.26
			Fin:	55.71	(6)					1.84
			Run 2:	Int1:	14.43	(12)	I1-I2:	11.66	(6)	0.57
				Int2:	26.09	(8)	I2-I3:	16.90	(17)	0.72
				Int3:	42.99	(12)	I3-Fin:	14.22	(15)	0.96
				Fin:	57.21	(14)				1.31
			Total:	Int1:	1:10.14	(6)				2.17
				Int2:	1:21.80	(6)				2.29
				Int3:	1:38.70	(5)				2.65
				Fin:	1:52.92	(6)				3.15
			7	DUERR Lena Head	GER	Run 1:	Int1:	14.96	(6)	I1-I2:
Int2:	26.94	(14)					I2-I3:	15.41	(7)	1.27
Int3:	42.35	(9)					I3-Fin:	14.28	(19)	1.75
Fin:	56.63	(13)								2.76
Run 2:	Int1:	14.41				(11)	I1-I2:	11.79	(10)	0.55
	Int2:	26.20				(11)	I2-I3:	16.84	(14)	0.83
	Int3:	43.04				(14)	I3-Fin:	14.15	(12)	1.01
	Fin:	57.19				(12)				1.29
Total:	Int1:	1:11.04				(13)				3.07
	Int2:	1:22.83				(13)				3.32
	Int3:	1:39.67				(16)				3.62
	Fin:	1:53.82				(14)				4.05

Lenzerheide (SUI)
PERFORMANCE ANALYSIS BY BIB

Number of Competitors: 21, Number of NSAs: 12

Bib	Name Ski	NSA Code	Run	Positions			Partials		Difference Time					
				Pos	Time	Rank	Pos	Time		Rank				
8	BUCIK Ana Salomon	SLO	Run 1:	Int1:	15.12	(11)	I1-I2:	11.59	(8)	0.69				
				Int2:	26.71	(9)					I2-I3:	15.87	(19)	1.04
				Int3:	42.58	(13)					I3-Fin:	13.97	(9)	1.98
				Fin:	56.55	(11)								2.68
			Run 2:	Int1:	14.66	(18)	I1-I2:	12.00	(16)	0.80				
				Int2:	26.66	(17)					I2-I3:	16.98	(19)	1.29
				Int3:	43.64	(17)					I3-Fin:	13.85	(2)	1.61
				Fin:	57.49	(16)								1.59
			Total:	Int1:	1:11.21	(15)				3.24				
				Int2:	1:23.21	(16)					3.70			
				Int3:	1:40.19	(18)					4.14			
				Fin:	1:54.04	(16)					4.27			
			9	MIELZYNSKI Erin Atomic	CAN	Run 1:	Int1:			I1-I2:				
Int2:							I2-I3:							
Int3:							I3-Fin:							
Fin:	DNF													
Total:		DNF												
10	RIIS-JOHANNESSEN Kristina Rossignol	NOR	Run 1:	Int1:	15.38	(20)	I1-I2:	11.48	(6)	0.95				
				Int2:	26.86	(13)					I2-I3:	15.61	(9)	1.19
				Int3:	42.47	(12)					I3-Fin:	14.13	(15)	1.87
				Fin:	56.60	(12)								2.73
			Run 2:	Int1:	15.01	(21)	I1-I2:	12.03	(18)	1.15				
				Int2:	27.04	(19)					I2-I3:	16.88	(16)	1.67
				Int3:	43.92	(18)					I3-Fin:	14.14	(11)	1.89
				Fin:	58.06	(17)								2.16
			Total:	Int1:	1:11.61	(19)				3.64				
				Int2:	1:23.64	(19)					4.13			
				Int3:	1:40.52	(19)					4.47			
				Fin:	1:54.66	(18)					4.89			
			11	MAIR Chiara Atomic	AUT	Run 1:	Int1:	15.39	(21)	I1-I2:	11.86	(16)	0.96	
Int2:	27.25	(19)					I2-I3:	15.78	(15)					1.58
Int3:	43.03	(17)					I3-Fin:	14.08	(14)					2.43
Fin:	57.11	(16)												3.24
Run 2:	Int1:	14.39				(10)	I1-I2:	11.93	(13)	0.53				
	Int2:	26.32				(14)					I2-I3:	16.35	(4)	0.95
	Int3:	42.67				(7)					I3-Fin:	13.91	(5)	0.64
	Fin:	56.58				(6)								0.68
Total:	Int1:	1:11.50				(17)				3.53				
	Int2:	1:23.43				(18)					3.92			
	Int3:	1:39.78				(17)					3.73			
	Fin:	1:53.69				(13)					3.92			

Lenzerheide (SUI)

9th Women's Slalom

SAT 20 MAR 2021


PERFORMANCE ANALYSIS BY BIB

Start Time 13:30

Number of Competitors: 21, Number of NSAs: 12

Bib	Name Ski	NSA Code	Positions			Partials		Difference Time		
			Pos	Time	Rank	Pos	Time		Rank	
12	MOLTZAN Paula Rossignol	USA	Run 1:	Int1:	15.05	(9)	I1-I2:	11.79	(14)	0.62
				Int2:	26.84	(11)	I2-I3:	15.54	(8)	1.17
				Int3:	42.38	(10)	I3-Fin:	13.76	(7)	1.78
				Fin:	56.14	(8)				2.27
			Run 2:	Int1:	14.24	(8)	I1-I2:	12.01	(17)	0.38
				Int2:	26.25	(13)	I2-I3:	16.75	(13)	0.88
				Int3:	43.00	(13)	I3-Fin:	13.98	(7)	0.97
				Fin:	56.98	(10)				1.08
			Total:	Int1:	1:10.38	(8)				2.41
				Int2:	1:22.39	(8)				2.88
				Int3:	1:39.14	(9)				3.09
				Fin:	1:53.12	(7)				3.35
			13	CURTONI Irene Rossignol	ITA	Run 1:	Int1:	15.14	(13)	I1-I2:
	Int2:	26.58				(7)	I2-I3:	15.73	(13)	0.91
	Int3:	42.31				(8)	I3-Fin:	14.00	(10)	1.71
	Fin:	56.31				(10)				2.44
Run 2:	Int1:	14.63				(16)	I1-I2:	11.72	(7)	0.77
	Int2:	26.35				(15)	I2-I3:	16.87	(15)	0.98
	Int3:	43.22				(16)	I3-Fin:			1.19
	Fin:	DSQ								
Total:	Int1:	1:10.94				(10)				2.97
	Int2:	1:22.66				(11)				3.15
	Int3:	1:39.53				(15)				3.48
	Fin:									
14	GRITSCH Franziska Head	AUT				Run 1:	Int1:	14.70	(4)	I1-I2:
				Int2:			I2-I3:			
				Int3:			I3-Fin:			
				Fin:	DNF					
			Total:		DNF					
15	DUBOVSKA Martina Voelkl	CZE	Run 1:	Int1:	15.10	(10)	I1-I2:	11.45	(5)	0.67
				Int2:	26.55	(6)	I2-I3:	15.70	(12)	0.88
				Int3:	42.25	(7)	I3-Fin:	14.04	(12)	1.65
				Fin:	56.29	(9)				2.42
			Run 2:	Int1:	14.64	(17)	I1-I2:	11.47	(2)	0.78
				Int2:	26.11	(10)	I2-I3:	16.73	(11)	0.74
				Int3:	42.84	(11)	I3-Fin:	14.21	(14)	0.81
				Fin:	57.05	(11)				1.15
			Total:	Int1:	1:10.93	(9)				2.96
				Int2:	1:22.40	(9)				2.89
				Int3:	1:39.13	(8)				3.08
				Fin:	1:53.34	(9)				3.57

Lenzerheide (SUI)

9th Women's Slalom

SAT 20 MAR 2021

PERFORMANCE ANALYSIS BY BIB

Start Time 13:30

Number of Competitors: 21, Number of NSAs: 12

Bib	Name Ski	NSA Code	Pos	Positions			Partials		Difference Time	
				Time	Rank	Pos	Time	Rank		
16	HUBER Katharina Fischer	AUT	Run 1:	Int1:	15.30	(17)	I1-I2:	11.71	(11)	0.87
				Int2:	27.01	(15)	I2-I3:	15.86	(17)	1.34
				Int3:	42.87	(15)	I3-Fin:	14.59	(21)	2.27
				Fin:	57.46	(20)				3.59
			Run 2:	Int1:	13.95	(3)	I1-I2:			0.09
				Int2:			I2-I3:			
				Int3:			I3-Fin:			
				Fin:	DNF					
			Total:	Int1:	1:11.41	(16)				3.44
				Int2:						
Int3:										
Fin:										
17	GALLHUBER Katharina Atomic	AUT	Run 1:	Int1:	15.36	(19)	I1-I2:	12.05	(21)	0.93
				Int2:	27.41	(20)	I2-I3:	15.86	(17)	1.74
				Int3:	43.27	(20)	I3-Fin:	14.16	(17)	2.67
				Fin:	57.43	(19)				3.56
			Run 2:	Int1:	14.20	(6)	I1-I2:	11.54	(4)	0.34
				Int2:	25.74	(4)	I2-I3:	16.29	(2)	0.37
				Int3:	42.03	(1)	I3-Fin:	14.17	(13)	0.00
				Fin:	56.20	(3)				0.30
			Total:	Int1:	1:11.63	(20)				3.66
				Int2:	1:23.17	(15)				3.66
Int3:	1:39.46	(12)					3.41			
Fin:	1:53.63	(12)					3.86			
18	HECTOR Sara Head	SWE	Run 1:	Int1:	15.21	(15)	I1-I2:	11.58	(7)	0.78
				Int2:	26.79	(10)	I2-I3:	15.63	(10)	1.12
				Int3:	42.42	(11)	I3-Fin:	13.71	(5)	1.82
				Fin:	56.13	(7)				2.26
			Run 2:	Int1:	14.15	(5)	I1-I2:	11.94	(14)	0.29
				Int2:	26.09	(8)	I2-I3:	16.67	(9)	0.72
				Int3:	42.76	(10)	I3-Fin:	13.99	(8)	0.73
				Fin:	56.75	(9)				0.85
			Total:	Int1:	1:10.28	(7)				2.31
				Int2:	1:22.22	(7)				2.71
Int3:	1:38.89	(6)					2.84			
Fin:	1:52.88	(5)					3.11			
19	RAST Camille Head	SUI	Run 1:	Int1:	15.51	(22)	I1-I2:	11.73	(12)	1.08
				Int2:	27.24	(18)	I2-I3:	15.85	(16)	1.57
				Int3:	43.09	(19)	I3-Fin:	14.16	(17)	2.49
				Fin:	57.25	(18)				3.38
			Run 2:	Int1:	13.86	(1)	I1-I2:	11.82	(12)	0.00
				Int2:	25.68	(3)	I2-I3:	16.51	(5)	0.31
				Int3:	42.19	(4)	I3-Fin:	14.44	(16)	0.16
				Fin:	56.63	(8)				0.73
			Total:	Int1:	1:11.11	(14)				3.14
				Int2:	1:22.93	(14)				3.42
Int3:	1:39.44	(11)					3.39			
Fin:	1:53.88	(15)					4.11			

Lenzerheide (SUI)
PERFORMANCE ANALYSIS BY BIB

Number of Competitors: 21, Number of NSAs: 12

Bib	Name Ski	NSA Code	Run	Positions			Partials		Difference Time	
				Pos	Time	Rank	Pos	Time		Rank
20	SLOKAR Andreja Nordica	SLO	Run 1:	Int1:	15.01	(7)	I1-I2:	11.84	(15)	0.58
				Int2:	26.85	(12)	I2-I3:	16.23	(21)	1.18
				Int3:	43.08	(18)	I3-Fin:	14.07	(13)	2.48
				Fin:	57.15	(17)				3.28
			Run 2:	Int1:	13.86	(1)	I1-I2:	11.51	(3)	0.00
				Int2:	25.37	(1)	I2-I3:	16.73	(11)	0.00
				Int3:	42.10	(2)	I3-Fin:	13.88	(4)	0.07
				Fin:	55.98	(2)				0.08
			Total:	Int1:	1:11.01	(11)				3.04
				Int2:	1:22.52	(10)				3.01
				Int3:	1:39.25	(10)				3.20
				Fin:	1:53.13	(8)				3.36
21	NOENS Nastasia Salomon	FRA	Run 1:	Int1:	15.23	(16)	I1-I2:	11.88	(17)	0.80
				Int2:	27.11	(17)	I2-I3:	15.77	(14)	1.44
				Int3:	42.88	(16)	I3-Fin:	14.13	(15)	2.28
				Fin:	57.01	(15)				3.14
			Run 2:	Int1:	14.51	(14)	I1-I2:	11.72	(7)	0.65
				Int2:	26.23	(12)	I2-I3:	16.27	(1)	0.86
				Int3:	42.50	(6)	I3-Fin:	13.85	(2)	0.47
				Fin:	56.35	(5)				0.45
			Total:	Int1:	1:11.52	(18)				3.55
				Int2:	1:23.24	(17)				3.73
				Int3:	1:39.51	(14)				3.46
				Fin:	1:53.36	(10)				3.59
22	BRIGNONE Federica Rossignol	ITA	Run 1:	Int1:	15.20	(14)	I1-I2:	11.89	(18)	0.77
				Int2:	27.09	(16)	I2-I3:	15.66	(11)	1.42
				Int3:	42.75	(14)	I3-Fin:	14.02	(11)	2.15
				Fin:	56.77	(14)				2.90
			Run 2:	Int1:	14.25	(9)	I1-I2:	11.77	(9)	0.39
				Int2:	26.02	(6)	I2-I3:	16.69	(10)	0.65
				Int3:	42.71	(9)	I3-Fin:	14.67	(19)	0.68
				Fin:	57.38	(15)				1.48
			Total:	Int1:	1:11.02	(12)				3.05
				Int2:	1:22.79	(12)				3.28
				Int3:	1:39.48	(13)				3.43
				Fin:	1:54.15	(17)				4.38
23	BASSINO Marta Salomon	ITA	Run 1:	Int1:	15.34	(18)	I1-I2:			0.91
				Int2:			I2-I3:			
				Int3:			I3-Fin:			
				Fin:	DNF					
			Total:				DNF			

Lenzerheide (SUI)



9th Women's Slalom

SAT 20 MAR 2021

PERFORMANCE ANALYSIS BY BIB

Start Time 13:30

Number of Competitors: 21, Number of NSAs: 12

Bib	Name Ski	NSA Code	Pos	Positions		Partials		Difference Time		
				Time	Rank	Time	Rank			
24	MATHIOU Sophie	ITA	Run 1:	Int1:	15.78	(23)	I1-I2:	12.00	(20)	1.35
				Int2:	27.78	(21)	I2-I3:	16.12	(20)	2.11
				Int3:	43.90	(21)	I3-Fin:	14.28	(19)	3.30
				Fin:	58.18	(21)				4.31
			Run 2:	Int1:	14.72	(19)	I1-I2:	12.36	(20)	0.86
				Int2:	27.08	(20)	I2-I3:	16.94	(18)	1.71
				Int3:	44.02	(20)	I3-Fin:	14.46	(17)	1.99
				Fin:	58.48	(18)				2.58
			Total:	Int1:	1:12.90	(21)				4.93
				Int2:	1:25.26	(20)				5.75
				Int3:	1:42.20	(20)				6.15
				Fin:	1:56.66	(19)				6.89

Intermediate Time Positions : Int. 1 = Inter1 Int. 2 = Inter2 Int. 3 = Inter3

Legend:	DNF	Did Not Finish	Fin	Finish	In	Intermediate n	Int	Intermediate
	Pos.	Intermediate or speed position						

Lenzerheide (SUI)

9th Women's Slalom

FIS WORLD CUP STANDINGS



21 NOV 2020 Levi (FIN)

22 NOV 2020 Levi (FIN)

29 DEC 2020 Semmering (AUT)

3 JAN 2021 Zagreb (CRO)

12 JAN 2021 Flachau (AUT)

6 MAR 2021 Jasna (SVK)

12 MAR 2021 Åre (SWE)

13 MAR 2021 Åre (SWE)

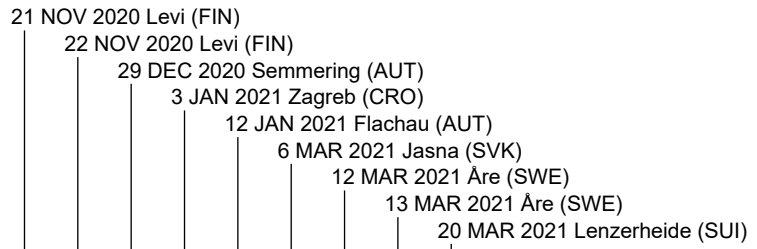
20 MAR 2021 Lenzerheide (SUI)

Number of Competitors: 56, Number of NSAs: 16

Rank	FIS Code	Name	NSA Code	1	2	3	4	5	6	7	8	9	WC Points	Diff.
1	56388	LIENSBERGER Katharina	AUT	60	60	80	80	80	50	80	100	100	690	
2	6535237	SHIFFRIN Mikaela	USA	80	45	60	50	100	100	60	80	80	655	35
3	705423	VLHOVA Petra	SVK	100	100	50	100	50	80	100	32	40	652	38
4	516284	GISIN Michelle	SUI	45	80	100	60	45	45	36	20	60	491	199
5	516280	HOLDENER Wendy	SUI	50	50	45	40	60	60	50	60	-	415	275
6	206355	DUERR Lena	GER	14	10	20	32	24	22	45	50	18	235	455
7	426187	LYSDAHL Kristin	NOR	10	14	36	36	15	-	26	40	50	227	463
8	107427	ST-GERMAIN Laurence	CAN	40	32	10	12	32	26	24	24	24	224	466
9	56333	MAIR Chiara	AUT	32	24	22	29	36	12	13	5	20	193	497
10	155728	DUBOVSKA Martina	CZE	22	26	9	14	14	32	20	22	29	188	502
11	539909	MOLTZAN Paula	USA	-	8	-	18	29	20	29	45	36	185	505
12	56315	TRUPPE Katharina	AUT	36	36	40	-	26	-	-	-	-	138	552
13	506399	HECTOR Sara	SWE	-	-	20	-	18	24	-	18	45	125	565
14	565401	BUCIK Ana	SLO	15	15	-	-	13	40	36	6	-	125	565
15	56392	GRITSCH Franziska	AUT	-	40	-	-	-	10	40	26	-	116	574
16	106961	MIELZYNSKI Erin	CAN	16	20	13	45	-	7	-	7	-	108	582
17	56367	GALLHUBER Katharina	AUT	-	9	5	24	-	5	14	29	22	108	582
18	425879	RIIS-JOHANNESS.	NOR	9	13	14	20	-	-	15	36	-	107	583
19	565463	SLOKAR Andreja	SLO	-	-	-	-	8	29	16	12	32	97	593
20	516562	RAST Camille	SUI	-	-	-	-	40	14	10	13	16	93	597
21	296509	CURTONI Irene	ITA	24	32	7	15	-	15	-	-	-	93	597
22	56253	HUBER Katharina	AUT	26	18	26	-	22	-	-	-	-	92	598
23	196806	NOENS Nastasia	FRA	5	-	-	22	6	11	11	8	26	89	601
24	426100	HOLTMANN Mina Fuerst	NOR	18	22	-	26	7	-	-	-	-	73	617
25	516528	MEILLARD Melanie	SUI	29	-	11	-	20	-	-	-	-	60	630
26	426193	STJERNESUND Th.	NOR	20	16	12	-	4	6	-	-	-	58	632
27	506341	WIKSTROEM Emelie	SWE	-	-	8	16	12	16	-	4	-	56	634
28	299699	PETERLINI Martina	ITA	11	-	-	7	-	36	-	-	-	54	636
29	107798	NULLMEYER Ali	CAN	-	3	-	-	-	9	22	15	-	49	641
30	426043	TVIBERG Maria Therese	NOR	-	-	32	-	16	-	-	-	-	48	642
31	6535773	O BRIEN Nina	USA	-	-	29	-	-	-	9	9	-	47	643
32	297601	BRIGNONE Federica	ITA	-	7	15	-	-	18	-	-	-	40	650
33	225518	GUEST Charlie	GBR	-	5	-	-	-	8	8	15	-	36	654
34	6295165	ROSSETTI Marta	ITA	2	-	24	9	-	-	-	-	-	35	655
35	307493	ANDO Asa	JPN	-	-	16	11	5	-	-	3	-	35	655
36	385096	POPOVIC Leona	CRO	4	13	-	-	10	-	7	-	-	34	656
37	506867	FERMBAECK Elsa	SWE	-	-	-	-	10	-	18	-	-	28	662
38	206497	FILSER Andrea	GER	8	-	-	-	-	-	6	10	-	24	666
39	355061	HILZINGER Jessica	GER	-	-	-	10	-	13	-	-	-	23	667
40	56344	SPORER Marie-Therese	AUT	-	-	-	-	-	-	12	11	-	23	667
41	506583	SAEFVENBERG Charlotta	SWE	-	-	-	-	-	-	-	18	-	18	672
42	6536171	HENSIEN Katie	USA	-	-	-	13	-	-	-	-	-	13	677
43	299276	BASSINO Marta	ITA	13	-	-	-	-	-	-	-	-	13	677
44	56551	EGGER Magdalena	AUT	12	-	-	-	-	-	-	-	-	12	678
45	107747	SMART Amelia	CAN	6	-	6	-	-	-	-	-	-	12	678
46	426303	NORBYE Kaja	NOR	-	-	-	-	11	-	-	-	-	11	679
46	56032	SCHILD Bernadette	AUT	-	11	-	-	-	-	-	-	-	11	679
48	565471	HROVAT Meta	SLO	-	-	-	8	-	-	-	-	-	8	682
49	197540	FORNI Josephine	FRA	-	-	-	7	-	-	-	-	-	7	683
49	206536	WALLNER Marina	GER	7	-	-	-	-	-	-	-	-	7	683
51	539927	LAPANJA Lila	USA	-	6	-	-	-	-	-	-	-	6	684

Lenzerheide (SUI)

9th Women's Slalom

FIS WORLD CUP STANDINGS


Number of Competitors: 56, Number of NSAs: 16

Rank	FIS Code	Name	NSA Code	1	2	3	4	5	6	7	8	9	WC Points	Diff.
52	185493	POHJOLAINEN Rosa	FIN	-	4	-	-	-	-	-	-	-	4	686
53	565491	DVORNIK Neja	SLO	3	-	-	-	-	-	-	-	-	3	687
53	299983	GULLI Anita	ITA	-	-	-	-	3	-	-	-	-	3	687
55	6536392	HURT A J	USA	-	-	-	-	2	-	-	-	-	2	688
56	507018	RASK Sara	SWE	-	-	-	-	1	-	-	-	-	1	689

Legend:	-	No points	Diff.	Difference	WC	World Cup
----------------	---	-----------	-------	------------	----	-----------

Lenzerheide (SUI)

9th Women's Slalom

OVERALL FIS WORLD CUP STANDINGS

Number of Competitors: 126, Number of NSAs: 20

Rank	FIS Code	Name	NSA Code	WC Points	Diff.	DH 7 races	SL 9 races	GS 7 races	SG 6 races	AC 0 race	PAR 1 race
1	705423	VLHOVA Petra	SVK	1392		164 (12)	652 (3)	318 (6)	158 (8)	-	100 (1)
2	516138	GUT-BEHRAMI Lara	SUI	1256	136	383 (3)	-	288 (7)	525 (1)	-	60 (3)
3	516284	GISIN Michelle	SUI	1085	307	143 (15)	491 (4)	344 (3)	107 (13)	-	-
4	6535237	SHIFFRIN Mikaela	USA	995	397	-	655 (2)	340 (4)	-	-	-
5	56388	LIENSBERGER Katharina	AUT	863	529	-	690 (1)	158 (12)	-	-	15 (16)
6	299276	BASSINO Marta	ITA	840	552	44 (29)	13 (43)	510 (1)	228 (6)	-	45 (5)
7	297601	BRIGNONE Federica	ITA	817	575	96 (19)	40 (32)	322 (5)	323 (2)	-	36 (7)
8	298323	GOGGIA Sofia	ITA	740	652	480 (1)	-	170 (10)	86 (18)	-	4 (27)
9	516319	SUTER Corinne	SUI	735	657	410 (2)	-	15 (44)	310 (3)	-	-
10	516280	HOLDENER Wendy	SUI	535	857	-	415 (5)	62 (22)	47 (27)	-	11 (20)
11	56088	TIPPLER Tamara	AUT	483	909	211 (7)	-	-	272 (4)	-	-
12	155763	LEDECKA Ester	CZE	453	939	206 (8)	-	11 (47)	236 (5)	-	-
13	196928	WORLEY Tessa	FRA	450	942	-	-	362 (2)	88 (17)	-	-
14	297910	CURTONI Elena	ITA	412	980	206 (9)	-	70 (21)	136 (10)	-	-
15	6535455	JOHNSON Breezy	USA	367	1025	330 (4)	-	-	37 (30)	-	-
16	56087	SIEBENHOFER Ramona	AUT	362	1030	194 (10)	-	157 (13)	8 (48)	-	3 (28)
17	426257	LIE Kajsa Vickhoff	NOR	361	1031	179 (11)	-	-	182 (7)	-	-
18	506399	HECTOR Sara	SWE	339	1053	-	125 (13)	164 (11)	-	-	50 (4)
19	206668	WEIDLE Kira	GER	316	1076	265 (5)	-	-	51 (23)	-	-
20	539909	MOLTZAN Paula	USA	303	1089	-	185 (11)	38 (27)	-	-	80 (2)
21	299624	PIROVANO Laura	ITA	273	1119	220 (6)	-	5 (56)	48 (26)	-	-
22	426187	LYSDAHL Kristin	NOR	263	1129	-	227 (7)	20 (38)	-	-	16 (15)
23	105269	GAGNON Marie-Michele	CAN	253	1139	128 (16)	-	-	125 (11)	-	-
24	516219	NUFER Priska	SUI	248	1144	125 (17)	-	21 (37)	102 (14)	-	-
25	206355	DUERR Lena	GER	244	1148	-	235 (6)	-	-	-	9 (22)
26	56315	TRUPPE Katharina	AUT	236	1156	-	138 (12)	78 (18)	-	-	20 (13)
27	425929	MOWINCKEL Ragnhild	NOR	230	1162	58 (24)	-	80 (17)	92 (16)	-	-
28	415232	ROBINSON Alice	NZL	226	1166	-	-	178 (8)	36 (31)	-	12 (19)
29	107427	ST-GERMAIN Laurence	CAN	224	1168	-	224 (8)	-	-	-	-
30	56174	HAASER Ricarda	AUT	207	1185	51 (28)	-	58 (23)	97 (15)	-	1 (30)
31	297702	MARSAGLIA Francesca	ITA	203	1189	57 (25)	-	-	146 (9)	-	-
32	565401	BUCIK Ana	SLO	202	1190	-	125 (14)	77 (19)	-	-	-
33	56333	MAIR Chiara	AUT	193	1199	-	193 (9)	-	-	-	-
34	565471	HROVAT Meta	SLO	192	1200	-	8 (48)	174 (9)	-	-	10 (21)
35	516248	FLURY Jasmine	SUI	189	1203	154 (13)	-	-	35 (32)	-	-
36	155728	DUBOVSKA Martina	CZE	188	1204	-	188 (10)	-	-	-	-
37	56392	GRITTSCH Franziska	AUT	179	1213	-	116 (15)	45 (26)	-	-	18 (14)
38	426100	HOLTMANN Mina Fuerst	NOR	173	1219	-	73 (24)	100 (16)	-	-	-
39	56198	SCHEYER Christine	AUT	164	1228	52 (27)	-	-	112 (12)	-	-
40	56125	PUCHNER Mirjam	AUT	162	1230	113 (18)	-	-	49 (25)	-	-
41	565360	STUHEC Ilika	SLO	161	1231	145 (14)	-	-	16 (40)	-	-
42	435334	GASIENICA-DANI.	POL	141	1251	-	-	108 (15)	4 (51)	-	29 (9)
43	56177	VENIER Stephanie	AUT	133	1259	80 (21)	-	-	53 (22)	-	-
44	516394	SUTER Jasmina	SUI	129	1263	71 (22)	-	-	51 (24)	-	7 (24)
45	565463	SLOKAR Andreja	SLO	125	1267	-	97 (19)	28 (30)	-	-	-
46	6535773	O BRIEN Nina	USA	121	1271	-	47 (31)	74 (20)	-	-	-
47	56217	BRUNNER Stephanie	AUT	119	1273	-	-	119 (14)	-	-	-
48	516185	HAEHLEN Joana	SUI	116	1276	56 (26)	-	-	60 (21)	-	-
49	106961	MIELZYNSKI Erin	CAN	108	1284	-	108 (16)	-	-	-	-
49	56367	GALLHUBER Katharina	AUT	108	1284	-	108 (17)	-	-	-	-
51	425879	RIIS-JOHANNESS.	NOR	107	1285	-	107 (18)	-	-	-	-
52	516562	RAST Camille	SUI	103	1289	-	93 (20)	10 (49)	-	-	-
53	197383	GAUTHIER Tiffany	FRA	101	1291	23 (34)	-	-	78 (19)	-	-
54	426193	STJERNESUND Th.	NOR	98	1294	-	58 (26)	-	-	-	40 (6)
55	56256	RAEDLER Ariane	AUT	95	1297	33 (31)	-	-	62 (20)	-	-
55	299630	DELAGO Nadia	ITA	95	1297	95 (20)	-	-	-	-	-
57	296509	CURTONI Irene	ITA	93	1299	-	93 (21)	-	-	-	-
58	56253	HUBER Katharina	AUT	92	1300	-	92 (22)	-	-	-	-
59	196806	NOENS Nastasia	FRA	89	1303	-	89 (23)	-	-	-	-
60	516528	MEILLARD Melanie	SUI	83	1309	-	60 (25)	23 (34)	-	-	-
61	56328	ORTLIEB Nina	AUT	74	1318	63 (23)	-	-	11 (45)	-	-
62	405138	JELINKOVA Adriana	NED	72	1320	-	-	46 (25)	-	-	26 (10)
63	426043	TVIBERG Maria Therese	NOR	64	1328	-	48 (30)	16 (42)	-	-	-
64	197641	GAUCHE Laura	FRA	61	1331	17 (37)	-	-	44 (28)	-	-

Lenzerheide (SUI)

9th Women's Slalom

OVERALL FIS WORLD CUP STANDINGS

Number of Competitors: 126, Number of NSAs: 20

Rank	FIS Code	Name	NSA Code	WC Points	Diff.	DH 7 races	SL 9 races	GS 7 races	SG 6 races	AC 0 race	PAR 1 race
65	565373	ROBNIK Tina	SLO	59	1333	-	-	35 (28)	-	-	24 (11)
66	197124	FRASSE SOMBET Coralie	FRA	57	1335	-	-	35 (28)	-	-	22 (12)
66	107613	GRENIER Valerie	CAN	57	1335	-	-	57 (24)	-	-	-
68	56373	MOERZINGER Elisa	AUT	56	1336	-	-	24 (32)	-	-	32 (8)
68	506341	WIKSTROEM Emelie	SWE	56	1336	-	56 (27)	-	-	-	-
70	6536213	CASHMAN Keely	USA	55	1337	29 (32)	-	-	26 (35)	-	-
70	6535791	WRIGHT Isabella	USA	55	1337	39 (30)	-	-	16 (41)	-	-
72	299699	PETERLINI Martina	ITA	54	1338	-	54 (28)	-	-	-	-
73	107798	NULLMEYER Ali	CAN	49	1343	-	49 (29)	-	-	-	-
73	307493	ANDO Asa	JPN	49	1343	-	35 (35)	9 (51)	-	-	5 (26)
75	299383	MELESI Roberta	ITA	48	1344	8 (43)	-	6 (55)	34 (33)	-	-
76	56268	HEIDER Michaela	AUT	44	1348	11 (41)	-	-	33 (34)	-	-
76	206497	FILSER Andrea	GER	44	1348	-	24 (38)	18 (40)	-	-	2 (29)
78	56241	SCHNEEBERGER Rosina	AUT	43	1349	13 (40)	-	4 (57)	26 (36)	-	-
78	565320	FERK Marusa	SLO	43	1349	3 (45)	-	-	40 (29)	-	-
80	516283	ELLENBERGER Andrea	SUI	37	1355	-	-	24 (32)	-	-	13 (18)
80	485941	PLESHKOVA Julia	RUS	37	1355	18 (36)	-	-	19 (39)	-	-
82	225518	GUEST Charlie	GBR	36	1356	-	36 (33)	-	-	-	-
82	6536392	HURT A J	USA	36	1356	-	2 (55)	22 (35)	6 (50)	-	6 (25)
84	6295165	ROSSETTI Marta	ITA	35	1357	-	35 (34)	-	-	-	-
84	516521	KOLLY Noemie	SUI	35	1357	13 (39)	-	-	22 (37)	-	-
84	56417	FEST Nadine	AUT	35	1357	13 (38)	-	-	22 (38)	-	-
87	385096	POPOVIC Leona	CRO	34	1358	-	34 (36)	-	-	-	-
88	506867	FERMBAECK Elsa	SWE	28	1364	-	28 (37)	-	-	-	-
89	426303	NORBYE Kaja	NOR	27	1365	-	11 (46)	16 (42)	-	-	-
90	516268	WILD Simone	SUI	26	1366	-	-	26 (31)	-	-	-
90	56224	MAIER Sabrina	AUT	26	1366	26 (33)	-	-	-	-	-
92	56416	SCHIEB Julia	AUT	25	1367	-	-	22 (35)	3 (52)	-	-
93	355061	HILZINGER Jessica	GER	23	1369	-	23 (39)	-	-	-	-
93	56344	SPORER Marie-Therese	AUT	23	1369	-	23 (40)	-	-	-	-
95	225525	TILLEY Alex	GBR	21	1371	-	-	7 (54)	-	-	14 (17)
95	539536	WILES Jacqueline	USA	21	1371	21 (35)	-	-	-	-	-
95	565491	DVORNIK Neja	SLO	21	1371	-	3 (53)	18 (40)	-	-	-
98	197497	MIRADOLI Romane	FRA	20	1372	-	-	20 (38)	-	-	-
99	506583	SAEFVENBERG Charlotta	SWE	18	1374	-	18 (41)	-	-	-	-
100	516344	KOPP Rahel	SUI	16	1376	2 (47)	-	-	14 (43)	-	-
100	197616	ALPHAND Estelle	SWE	16	1376	-	-	8 (53)	8 (47)	-	-
102	197860	ROUX Tifany	FRA	15	1377	-	-	-	15 (42)	-	-
102	197540	FORNI Josephine	FRA	15	1377	-	7 (49)	-	-	-	8 (23)
104	6536171	HENSIEN Katie	USA	13	1379	-	13 (42)	-	-	-	-
104	485802	TKACHENKO Ekaterina	RUS	13	1379	-	-	13 (45)	-	-	-
104	56509	GRILL Lisa	AUT	13	1379	-	-	-	13 (44)	-	-
104	298723	MIDALI Roberta	ITA	13	1379	-	-	13 (45)	-	-	-
108	56551	EGGER Magdalena	AUT	12	1380	-	12 (44)	-	-	-	-
108	107747	SMART Amelia	CAN	12	1380	-	12 (45)	-	-	-	-
110	198016	ESCANÉ Doriane	FRA	11	1381	-	-	11 (47)	-	-	-
110	56032	SCHILD Bernadette	AUT	11	1381	-	11 (46)	-	-	-	-
112	56128	HUETTER Cornelia	AUT	10	1382	-	-	-	10 (46)	-	-
112	516407	KASPER Vanessa	SUI	10	1382	-	-	10 (49)	-	-	-
114	108077	GRAY Cassidy	CAN	9	1383	-	-	9 (51)	-	-	-
115	538573	ROSS Laurence	USA	8	1384	8 (42)	-	-	-	-	-
116	206536	WALLNER Marina	GER	7	1385	-	7 (49)	-	-	-	-
117	56258	AGER Christina	AUT	6	1386	-	-	-	6 (49)	-	-
117	539927	LAPANJA Lila	USA	6	1386	-	6 (51)	-	-	-	-
119	185493	POHJOLAINEN Rosa	FIN	4	1388	-	4 (52)	-	-	-	-
120	506718	IVARSSON Lin	SWE	3	1389	3 (44)	-	-	-	-	-
120	299402	GASSLITZER Verena	ITA	3	1389	-	-	-	3 (52)	-	-
120	55898	BREM Eva-Maria	AUT	3	1389	-	-	3 (58)	-	-	-
120	299983	GULLI Anita	ITA	3	1389	-	3 (53)	-	-	-	-
124	197295	PIOT Jennifer	FRA	2	1390	-	-	-	2 (54)	-	-
124	516519	SUTER Juliana	SUI	2	1390	2 (46)	-	-	-	-	-
126	507018	RASK Sara	SWE	1	1391	-	1 (56)	-	-	-	-

Lenzerheide (SUI)

9th Women's Slalom



OVERALL FIS WORLD CUP STANDINGS

Number of Competitors: 126, Number of NSAs: 20

Rank	FIS Code	Name	NSA Code	WC Points	Diff.	DH 7 races	SL 9 races	GS 7 races	SG 6 races	AC 0 race	PAR 1 race
------	----------	------	----------	-----------	-------	---------------	---------------	---------------	---------------	--------------	---------------

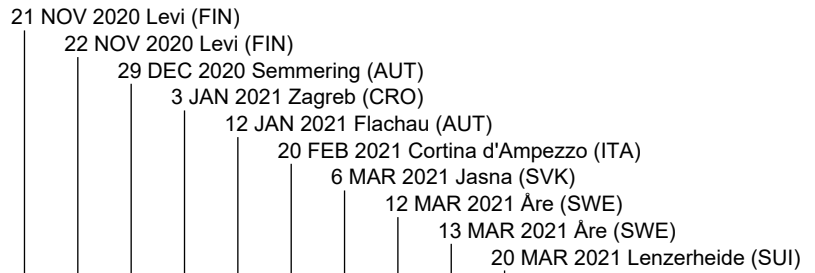
Legend:

-	No points	AC	Alpine Combined	DH	Downhill	Diff.	Difference
GS	Giant Slalom	PAR	Parallel	SG	Super-G	SL	Slalom
WC	World Cup						

Lenzerheide (SUI)

9th Women's Slalom

FIS WCSL LIST



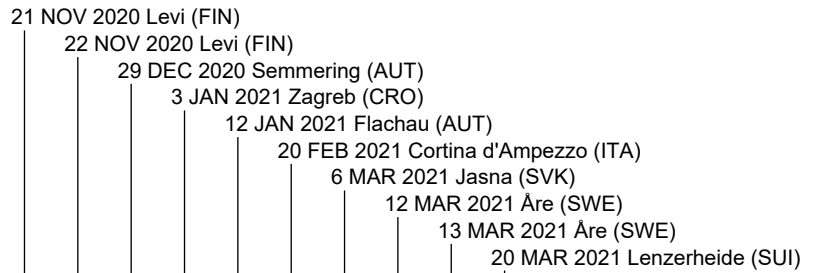
Number of Competitors: 56, Number of NSAs: 16

Rank	FIS Code	Name	NSA Code	1	2	3	4	5	6	7	8	9	10	Base	- X	+ Y =	WCSL-SL
1	56388	LIENSBERGER Katharina	AUT	60	60	80	80	80	100	50	80	100	100	276	276	790	790
2	705423	VLHOVA Petra	SVK	100	100	50	100	50	80	80	100	32	40	460	460	732	732
3	6535237	SHIFFRIN Mikaela	USA	80	45	60	50	100	60	100	60	80	80	440	440	715	715
4	516284	GISIN Michelle	SUI	45	80	100	60	45	-	45	36	20	60	209	209	491	491
5	516280	HOLDENER Wendy	SUI	50	50	45	40	60	50	60	50	60	-	260	260	465	465
6	426187	LYSDAHL Kristin	NOR	10	14	36	36	15	36	-	26	40	50	106	106	263	263
7	206355	DUERR Lena	GER	14	10	20	32	24	18	22	45	50	18	84	84	253	253
8	56333	MAIR Chiara	AUT	32	24	22	29	36	40	12	13	5	20	125	125	233	233
9	107427	ST-GERMAIN Laurence	CAN	40	32	10	12	32	-	26	24	24	24	79	79	224	224
10	155728	DUBOVSKA Martina	CZE	22	26	9	14	14	-	32	20	22	29	29	29	188	188
11	539909	MOLTZAN Paula	USA	-	8	-	18	29	-	20	29	45	36	19	19	185	185
12	565401	BUCIK Ana	SLO	15	15	-	-	13	29	40	36	6	-	35	35	154	154
13	506399	HECTOR Sara	SWE	-	-	20	-	18	20	24	-	18	45	39	39	145	145
14	565463	SLOKAR Andreja	SLO	-	-	-	-	8	45	29	16	12	32	-	-	142	142
15	56392	GRITSCH Franziska	AUT	-	40	-	-	-	24	10	40	26	-	54	54	140	140
16	56315	TRUPPE Katharina	AUT	36	36	40	-	26	-	-	-	-	-	209	209	138	138
17	516562	RAST Camille	SUI	-	-	-	-	40	32	14	10	13	16	-	-	125	125
18	196806	NOENS Nastasia	FRA	5	-	-	22	6	24	11	11	8	26	50	50	113	113
19	106961	MIELZYNSKI Erin	CAN	16	20	13	45	-	-	7	-	7	-	62	62	108	108
19	56367	GALLHUBER Katharina	AUT	-	9	5	24	-	-	5	14	29	22	72	72	108	108
21	425879	RIIS-JOHANNESS.	NOR	9	13	14	20	-	-	-	15	36	-	-	-	107	107
22	296509	CURTONI Irene	ITA	24	32	7	15	-	-	15	-	-	-	104	104	93	93
23	56253	HUBER Katharina	AUT	26	18	26	-	22	-	-	-	-	-	71	71	92	92
24	426100	HOLTMANN Mina Fuerst	NOR	18	22	-	26	7	-	-	-	-	-	84	84	73	73
25	506341	WIKSTROEM Emelie	SWE	-	-	8	16	12	16	16	-	4	-	116	116	72	72
26	307493	ANDO Asa	JPN	-	-	16	11	5	26	-	-	3	-	22	22	61	61
27	516528	MEILLARD Melanie	SUI	29	-	11	-	20	-	-	-	-	-	3	3	60	60
28	426193	STJERNESUND Th.	NOR	20	16	12	-	4	-	6	-	-	-	49	49	58	58
29	299699	PETERLINI Martina	ITA	11	-	-	7	-	-	36	-	-	-	36	36	54	54
30	107798	NULLMEYER Ali	CAN	-	3	-	-	-	-	9	22	15	-	27	27	49	49
31	426043	TVIBERG Maria Therese	NOR	-	-	32	-	16	-	-	-	-	-	-	-	48	48
32	6535773	O BRIEN Nina	USA	-	-	29	-	-	-	-	9	9	-	2	2	47	47
33	297601	BRIGNONE Federica	ITA	-	7	15	-	-	-	18	-	-	-	20	20	40	40
34	225518	GUEST Charlie	GBR	-	5	-	-	-	-	8	8	15	-	-	-	36	36
35	6295165	ROSSETTI Marta	ITA	2	-	24	9	-	-	-	-	-	-	31	31	35	35
36	385096	POPOVIC Leona	CRO	4	13	-	-	10	-	-	7	-	-	5	5	34	34
37	506867	FERMBAECK Elsa	SWE	-	-	-	-	10	-	-	18	-	-	-	-	28	28
38	206497	FILSER Andrea	GER	8	-	-	-	-	-	-	6	10	-	-	-	24	24
39	355061	HILZINGER Jessica	GER	-	-	-	10	-	-	13	-	-	-	19	19	23	23
39	56344	SPORER Marie-Therese	AUT	-	-	-	-	-	-	-	12	11	-	-	-	23	23
41	506583	SAEFVENBERG Charlotta	SWE	-	-	-	-	-	-	-	-	18	-	21	21	18	18
42	6536171	HENSIEN Katie	USA	-	-	-	13	-	-	-	-	-	-	-	-	13	13
42	299276	BASSINO Marta	ITA	13	-	-	-	-	-	-	-	-	-	-	-	13	13
44	56551	EGGER Magdalena	AUT	12	-	-	-	-	-	-	-	-	-	-	-	12	12
44	107747	SMART Amelia	CAN	6	-	6	-	-	-	-	-	-	-	14	14	12	12
46	426303	NORBYE Kaja	NOR	-	-	-	-	11	-	-	-	-	-	11	11	11	11
46	56032	SCHILD Bernadette	AUT	-	11	-	-	-	-	-	-	-	-	104	104	11	11
48	565471	HROVAT Meta	SLO	-	-	-	8	-	-	-	-	-	-	53	53	8	8
49	197540	FORNI Josephine	FRA	-	-	-	7	-	-	-	-	-	-	-	-	7	7
49	206536	WALLNER Marina	GER	7	-	-	-	-	-	-	-	-	-	19	19	7	7

Lenzerheide (SUI)

9th Women's Slalom

FIS WCSL LIST



Number of Competitors: 56, Number of NSAs: 16

Rank	FIS Code	Name	NSA Code	1	2	3	4	5	6	7	8	9	10	Base	- X	+ Y =	WCSL-SL
51	539927	LAPANJA Lila	USA	-	6	-	-	-	-	-	-	-	-	-	-	6	6
52	185493	POHJOLAINEN Rosa	FIN	-	4	-	-	-	-	-	-	-	-	-	-	4	4
53	299983	GULLI Anita	ITA	-	-	-	-	3	-	-	-	-	-	-	-	3	3
53	565491	DVORNIK Neja	SLO	3	-	-	-	-	-	-	-	-	-	-	-	3	3
55	6536392	HURT A J	USA	-	-	-	-	2	-	-	-	-	-	-	-	2	2
56	507018	RASK Sara	SWE	-	-	-	-	1	-	-	-	-	-	-	-	1	1

Number of competitors per NSA in the top 60

AUT:	9	CAN:	4	CRO:	1	CZE:	1	FIN:	1	FRA:	2
GBR:	1	GER:	4	ITA:	6	JPN:	1	NOR:	6	SLO:	4
SUI:	4	SVK:	1	SWE:	5	USA:	6				

Legend:

-	No points	Base	Last season FIS World Cup Start List points
WCSL-SL	FIS World Cup Start List points for Slalom		
X	(Base/number of planned races in the current season) *(number of completed races in the current season)		
Y	FIS World Cup points won in the current season		

Lenzerheide (SUI)

9th Women's Slalom

OVERALL FIS WCSL LIST

Number of Competitors: 137, Number of NSAs: 21

Rank	FIS Code	Name	NSA Code	WCSL	Diff.	DH 8 races	SL 10 races	GS 8 races	SG 7 races	AC 1 race	PAR 2 races
1	705423	VLHOVA Petra	SVK	1670		164 (13)	732 (2)	407 (5)	187 (8)	80 (2)	100 (4)
2	516138	GUT-BEHRAMI Lara	SUI	1536	134	443 (3)	-	408 (4)	625 (1)	-	60 (8)
3	6535237	SHIFFRIN Mikaela	USA	1358	312	-	715 (3)	483 (2)	60 (21)	100 (1)	-
4	516284	GISIN Michelle	SUI	1274	396	188 (11)	491 (4)	396 (7)	139 (11)	60 (3)	-
5	56388	LIENSBERGER Katharina	AUT	1145	525	-	790 (1)	240 (9)	-	-	115 (3)
6	299276	BASSINO Marta	ITA	1086	584	44 (29)	13 (42)	592 (1)	252 (6)	40 (6)	145 (1)
7	297601	BRIGNONE Federica	ITA	964	706	96 (20)	40 (33)	403 (6)	349 (3)	-	76 (5)
8	516319	SUTER Corinne	SUI	915	755	510 (1)	-	15 (47)	390 (2)	-	-
9	298323	GOGGIA Sofia	ITA	756	914	480 (2)	-	186 (13)	86 (18)	-	4 (33)
10	516280	HOLDENER Wendy	SUI	700	970	-	465 (5)	141 (16)	47 (29)	-	47 (12)
11	196928	WORLEY Tessa	FRA	604	1066	-	-	436 (3)	108 (16)	-	60 (8)
12	155763	LEDECKA Ester	CZE	585	1085	256 (6)	-	11 (52)	286 (5)	32 (8)	-
13	56088	TIPPLER Tamara	AUT	555	1115	247 (7)	-	-	308 (4)	-	-
14	56087	SIEBENHOFER Ramona	AUT	502	1168	239 (9)	-	207 (11)	8 (48)	45 (5)	3 (34)
15	297910	CURTONI Elena	ITA	494	1176	238 (10)	-	70 (24)	136 (12)	50 (4)	-
16	6535455	JOHNSON Breezy	USA	412	1258	359 (4)	-	-	53 (23)	-	-
17	426257	LIE Kajsa Vickhoff	NOR	406	1264	179 (12)	-	-	227 (7)	-	-
18	206668	WEIDLE Kira	GER	396	1274	345 (5)	-	-	51 (25)	-	-
19	506399	HECTOR Sara	SWE	387	1283	-	145 (13)	192 (12)	-	-	50 (11)
20	425929	MOWINCKEL Ragnhild	NOR	364	1306	84 (21)	-	137 (18)	114 (14)	29 (9)	-
21	539909	MOLTZAN Paula	USA	353	1317	-	185 (11)	38 (29)	-	-	130 (2)
22	415232	ROBINSON Alice	NZL	336	1334	-	-	288 (8)	36 (32)	-	12 (26)
23	105269	GAGNON Marie-Michele	CAN	314	1356	148 (16)	-	1 (71)	165 (9)	-	-
24	426187	LYSDAHL Kristin	NOR	302	1368	-	263 (6)	23 (38)	-	-	16 (24)
25	299624	PIROVANO Laura	ITA	297	1373	242 (8)	-	7 (60)	48 (28)	-	-
26	516219	NUFER Priska	SUI	268	1402	125 (18)	-	21 (40)	122 (13)	-	-
27	206355	FUERR Lena	GER	266	1404	-	253 (7)	4 (67)	-	-	9 (28)
28	56315	TRUPPE Katharina	AUT	248	1422	-	138 (16)	90 (20)	-	-	20 (20)
29	565401	BUCIK Ana	SLO	240	1430	-	154 (12)	86 (21)	-	-	-
30	56392	GRITSCH Franziska	AUT	239	1431	-	140 (15)	57 (27)	-	24 (11)	18 (22)
31	435334	GASIENICA-DANI.	POL	235	1435	-	-	148 (14)	4 (52)	22 (12)	61 (7)
32	56333	MAIR Chiara	AUT	233	1437	-	233 (8)	-	-	-	-
33	565471	HROVAT Meta	SLO	226	1444	-	8 (48)	208 (10)	-	-	10 (27)
34	107427	ST-GERMAIN Laurence	CAN	224	1446	-	224 (9)	-	-	-	-
35	56174	HAASER Ricarda	AUT	220	1450	51 (28)	-	71 (22)	97 (17)	-	1 (35)
36	426100	HOLTMANN Mina Fuerst	NOR	215	1455	-	73 (24)	142 (15)	-	-	-
37	297702	MARSAGLIA Francesca	ITA	205	1465	57 (25)	-	2 (70)	146 (10)	-	-
38	516248	FLURY Jasmine	SUI	189	1481	154 (15)	-	-	35 (33)	-	-
39	155728	DUBOVSKA Martina	CZE	188	1482	-	188 (10)	-	-	-	-
40	56125	PUCHNER Mirjam	AUT	186	1484	137 (17)	-	-	49 (27)	-	-
41	565360	STUHEC Ilika	SLO	179	1491	163 (14)	-	-	16 (41)	-	-
42	6535773	O BRIEN Nina	USA	177	1493	-	47 (32)	104 (19)	-	-	26 (16)
43	565463	SLOKAR Andreja	SLO	170	1500	-	142 (14)	28 (33)	-	-	-
44	56198	SCHEYER Christine	AUT	164	1506	52 (27)	-	-	112 (15)	-	-
45	56217	BRUNNER Stephanie	AUT	157	1513	-	-	139 (17)	-	-	18 (22)
46	565373	ROBNIK Tina	SLO	140	1530	-	-	71 (22)	-	-	69 (6)
47	516562	RAST Camille	SUI	135	1535	-	125 (17)	10 (54)	-	-	-
48	56177	VENIER Stephanie	AUT	133	1537	80 (22)	-	-	53 (23)	-	-
49	516394	SUTER Jasmina	SUI	129	1541	71 (23)	-	-	51 (25)	-	7 (30)
50	197124	FRASSE SOMBET Coralie	FRA	121	1549	-	-	70 (24)	-	-	51 (10)
51	56253	HUBER Katharina	AUT	116	1554	-	92 (23)	4 (67)	-	20 (13)	-
51	516185	HAEHLEN Joana	SUI	116	1554	56 (26)	-	-	60 (21)	-	-
53	425879	RIIS-JOHANNESS.	NOR	114	1556	-	107 (21)	7 (60)	-	-	-
54	196806	NOENS Nastasia	FRA	113	1557	-	113 (18)	-	-	-	-
55	299630	DELAGO Nadia	ITA	111	1559	111 (19)	-	-	-	-	-
56	106961	MIELZYNSKI Erin	CAN	108	1562	-	108 (19)	-	-	-	-
56	426193	STJERNESUND Th.	NOR	108	1562	-	58 (28)	10 (54)	-	-	40 (13)
56	56367	GALLHUBER Katharina	AUT	108	1562	-	108 (19)	-	-	-	-
59	197383	GAUTHIER Tiffany	FRA	101	1569	23 (34)	-	-	78 (19)	-	-
60	296509	CURTONI Irene	ITA	98	1572	-	93 (22)	5 (63)	-	-	-
61	197641	GAUCHE Laura	FRA	97	1573	17 (37)	-	-	44 (30)	36 (7)	-
62	56256	RAEDLER Ariane	AUT	95	1575	33 (31)	-	-	62 (20)	-	-
63	516528	MEILLARD Melanie	SUI	87	1583	-	60 (27)	27 (34)	-	-	-
64	426043	TVIBERG Maria Therese	NOR	83	1587	-	48 (31)	35 (30)	-	-	-

Lenzerheide (SUI)

9th Women's Slalom

OVERALL FIS WCSL LIST

Number of Competitors: 137, Number of NSAs: 21

Rank	FIS Code	Name	NSA Code	WCSL	Diff.	DH 8 races	SL 10 races	GS 8 races	SG 7 races	AC 1 race	PAR 2 races
65	307493	ANDO Asa	JPN	75	1595	-	61 (26)	9 (58)	-	-	5 (32)
66	56328	ORTLIEB Nina	AUT	74	1596	63 (24)	-	-	11 (46)	-	-
67	6535791	WRIGHT Isabella	USA	73	1597	39 (30)	-	-	16 (41)	18 (14)	-
68	405138	JELINKOVA Adriana	NED	72	1598	-	-	46 (28)	-	-	26 (16)
68	506341	WIKSTROEM Emelie	SWE	72	1598	-	72 (25)	-	-	-	-
70	565320	FERK Marusa	SLO	69	1601	3 (44)	-	-	40 (31)	26 (10)	-
71	206497	FILSER Andrea	GER	68	1602	-	24 (38)	18 (44)	-	-	26 (16)
72	107613	GRENIER Valerie	CAN	58	1612	-	-	58 (26)	-	-	-
73	56373	MOERZINGER Elisa	AUT	56	1614	-	-	24 (37)	-	-	32 (14)
74	6536213	CASHMAN Keely	USA	55	1615	29 (32)	-	-	26 (36)	-	-
75	299699	PETERLINI Martina	ITA	54	1616	-	54 (29)	-	-	-	-
76	107798	NULLMEYER Ali	CAN	49	1621	-	49 (30)	-	-	-	-
76	197616	ALPHAND Estelle	SWE	49	1621	-	-	21 (40)	8 (48)	-	20 (20)
76	299383	MELESI Roberta	ITA	49	1621	8 (42)	-	7 (60)	34 (34)	-	-
79	516283	ELLENBERGER Andrea	SUI	48	1622	-	-	35 (30)	-	-	13 (25)
80	56268	HEIDER Michaela	AUT	44	1626	11 (41)	-	-	33 (35)	-	-
81	56241	SCHNEEBERGER Rosina	AUT	43	1627	13 (38)	-	4 (67)	26 (36)	-	-
81	225525	TILLEY Alex	GBR	43	1627	-	-	13 (48)	-	-	30 (15)
83	485941	PLESHKOVA Julia	RUS	37	1633	18 (36)	-	-	19 (40)	-	-
84	225518	GUEST Charlie	GBR	36	1634	-	36 (34)	-	-	-	-
84	6536392	HURT A J	USA	36	1634	-	2 (55)	22 (39)	6 (50)	-	6 (31)
86	6295165	ROSSETTI Marta	ITA	35	1635	-	35 (35)	-	-	-	-
86	516521	KOLLY Noemie	SUI	35	1635	13 (38)	-	-	22 (38)	-	-
86	56417	FEST Nadine	AUT	35	1635	13 (38)	-	-	22 (38)	-	-
89	385096	POPOVIC Leona	CRO	34	1636	-	34 (36)	-	-	-	-
90	205218	REBENBURG Viktoria	GER	32	1638	-	-	32 (32)	-	-	-
91	426303	NORBYE Kaja	NOR	31	1639	-	11 (46)	20 (43)	-	-	-
92	56416	SCHEIB Julia	AUT	29	1641	-	-	26 (35)	3 (53)	-	-
93	506867	FERMBAECK Elsa	SWE	28	1642	-	28 (37)	-	-	-	-
94	516268	WILD Simone	SUI	26	1644	-	-	26 (35)	-	-	-
94	56224	MAIER Sabrina	AUT	26	1644	26 (33)	-	-	-	-	-
96	355061	HILZINGER Jessica	GER	23	1647	-	23 (39)	-	-	-	-
96	56344	SPORER Marie-Therese	AUT	23	1647	-	23 (39)	-	-	-	-
98	415205	HUDSON Piera	NZL	22	1648	-	-	-	-	-	22 (19)
99	197497	MIRADOLI Romane	FRA	21	1649	-	-	21 (40)	-	-	-
99	539536	WILES Jacqueline	USA	21	1649	21 (35)	-	-	-	-	-
99	565491	DVORNIK Neja	SLO	21	1649	-	3 (53)	18 (44)	-	-	-
102	506583	SAEFVENBERG Charlotta	SWE	18	1652	-	18 (41)	-	-	-	-
103	197651	DIREZ Clara	FRA	17	1653	-	-	17 (46)	-	-	-
104	45331	SMALL Greta	AUS	16	1654	-	-	-	-	16 (15)	-
104	516344	KOPP Rahel	SUI	16	1654	2 (46)	-	-	14 (44)	-	-
104	56032	SCHILD Bernadette	AUT	16	1654	-	11 (46)	5 (63)	-	-	-
107	197860	ROUX Tiffany	FRA	15	1655	-	-	-	15 (43)	-	-
107	197540	FORNI Josephine	FRA	15	1655	-	7 (49)	-	-	-	8 (29)
109	485802	KACHENKO Ekaterina	RUS	13	1657	-	-	13 (48)	-	-	-
109	6536171	HENSIEN Katie	USA	13	1657	-	13 (42)	-	-	-	-
109	56509	GRILL Lisa	AUT	13	1657	-	-	-	13 (45)	-	-
109	298723	MIDALI Roberta	ITA	13	1657	-	-	13 (48)	-	-	-
113	56551	EGGER Magdalena	AUT	12	1658	-	12 (44)	-	-	-	-
113	107747	SMART Amelia	CAN	12	1658	-	12 (44)	-	-	-	-
113	55898	BREM Eva-Maria	AUT	12	1658	-	-	12 (51)	-	-	-
116	198016	ESCANÉ Doriane	FRA	11	1659	-	-	11 (52)	-	-	-
117	56128	HUETTER Cornelia	AUT	10	1660	-	-	-	10 (47)	-	-
117	516407	KASPER Vanessa	SUI	10	1660	-	-	10 (54)	-	-	-
117	206532	SCHMOTZ Marlene	GER	10	1660	-	-	10 (54)	-	-	-
120	108077	GRAY Cassidy	CAN	9	1661	-	-	9 (58)	-	-	-
121	538573	ROSS Laurene	USA	8	1662	8 (42)	-	-	-	-	-
122	206536	WALLNER Marina	GER	7	1663	-	7 (49)	-	-	-	-
123	56258	AGER Christina	AUT	6	1664	-	-	-	6 (50)	-	-
123	539927	LAPANJA Lila	USA	6	1664	-	6 (51)	-	-	-	-
125	506664	FJAELLSTROEM Magdalena	SWE	5	1665	-	-	5 (63)	-	-	-
125	425771	HAVER-LOESETH Nina	NOR	5	1665	-	-	5 (63)	-	-	-
127	185493	POHJOLAINEN Rosa	FIN	4	1666	-	4 (52)	-	-	-	-
128	299983	GULLI Anita	ITA	3	1667	-	3 (53)	-	-	-	-

Lenzerheide (SUI)

9th Women's Slalom

OVERALL FIS WCSL LIST

Number of Competitors: 137, Number of NSAs: 21

Rank	FIS Code	Name	NSA Code	WCSL	Diff.	DH 8 races	SL 10 races	GS 8 races	SG 7 races	AC 1 race	PAR 2 races
128	506718	IVARSSON Lin	SWE	3	1667	3 (44)	-	-	-	-	-
128	299402	GASSLITTER Verena	ITA	3	1667	-	-	-	3 (53)	-	-
131	197295	PIOT Jennifer	FRA	2	1668	-	-	-	2 (55)	-	-
131	516519	SUTER Juliana	SUI	2	1668	2 (46)	-	-	-	-	-
133	507018	RASK Sara	SWE	1	1669	-	1 (56)	-	-	-	-
133	299388	BERTANI Luisa M	ITA	1	1669	-	-	1 (71)	-	-	-
133	516504	DANIOTH Aline	SUI	1	1669	-	-	1 (71)	-	-	-
133	426324	MONSEN Marte	NOR	1	1669	-	-	1 (71)	-	-	-
133	55947	VEITH Anna	AUT	1	1669	-	-	1 (71)	-	-	-

Legend:							
-	No points	AC	Alpine Combined	DH	Downhill	Diff.	Difference
GS	Giant Slalom	PAR	Parallel	SG	Super-G	SL	Slalom
WCSL	Overall points						

Lenzerheide (SUI)

9th Women's Slalom


FIS NATION CUP

Number of Nations: 20

Rank	NSA	Name	Points	Diff.	DH	SL	GS	SG	AC	PAR	TE
1	SUI	Switzerland	4695		1359	1059	823	1273	-	91	90
2	AUT	Austria	3897	798	860	1383	668	777	-	89	120
3	ITA	Italy	3693	1002	1206	238	1096	1004	-	85	64
4	USA	United States of America	2052	2643	427	908	474	85	-	86	72
5	NOR	Norway	1523	3172	237	524	232	274	-	56	200
6	SVK	Slovakia	1392	3303	164	652	318	158	-	100	-
7	SLO	Slovenia	883	3812	148	233	332	56	-	34	80
8	FRA	France	821	3874	40	96	428	227	-	30	-
9	GER	Germany	794	3901	265	289	18	51	-	11	160
10	CAN	Canada	712	3983	128	393	66	125	-	-	-
11	CZE	Czech Republic	641	4054	206	188	11	236	-	-	-
12	SWE	Sweden	561	4134	3	228	172	8	-	50	100
13	NZL	New Zealand	226	4469	-	-	178	36	-	12	-
14	POL	Poland	141	4554	-	-	108	4	-	29	-
15	GBR	Great Britain	115	4580	-	36	7	-	-	14	58
16	NED	Netherlands	72	4623	-	-	46	-	-	26	-
17	RUS	Russian Federation	50	4645	18	-	13	19	-	-	-
18	JPN	Japan	49	4646	-	35	9	-	-	5	-
19	CRO	Croatia	34	4661	-	34	-	-	-	-	-
20	FIN	Finland	4	4691	-	4	-	-	-	-	-

Lenzerheide (SUI)

9th Women's Slalom

OVERALL FIS NATION CUP

Number of Nations: 23

Rk	NSA	Overall			DH Points			SL Points			GS Points			SG Points			AC Points			PAR Points			TE Points
		M+W	M	W	M+W	M	W	M+W	M	W	M+W	M	W	M+W	M	W	M+W	M	W	M+W	M+W		
1	SUI	9917	5222	4695	2461	1102	1359	2450	1391	1059	2401	1578	823	2244	971	1273	-	-	-	181	90	91	180
2	AUT	8991	5094	3897	2092	1232	860	3126	1743	1383	1390	722	668	1919	1142	777	-	-	-	224	135	89	240
3	ITA	5579	1886	3693	1767	561	1206	731	493	238	1565	469	1096	1303	299	1004	-	-	-	85	-	85	128
4	FRA	4790	3969	821	724	684	40	1297	1201	96	1816	1388	428	777	550	227	-	-	-	176	146	30	-
5	NOR	4569	3046	1523	578	341	237	1424	900	524	1209	977	232	746	472	274	-	-	-	212	156	56	400
6	USA	3203	1151	2052	888	461	427	935	27	908	787	313	474	363	278	85	-	-	-	86	-	86	144
7	GER	2632	1838	794	738	473	265	670	381	289	342	324	18	444	393	51	-	-	-	118	107	11	320
8	SLO	1594	711	883	276	128	148	354	121	233	638	306	332	112	56	56	-	-	-	54	20	34	160
9	SVK	1509	117	1392	164	-	164	652	-	652	435	117	318	158	-	158	-	-	-	100	-	100	-
10	CAN	1089	377	712	154	26	128	432	39	393	237	171	66	241	116	125	-	-	-	25	25	-	-
11	SWE	927	366	561	41	38	3	373	145	228	190	18	172	58	50	8	-	-	-	65	15	50	200
12	CRO	855	821	34	-	-	-	223	189	34	606	606	-	-	-	-	-	-	-	26	26	-	-
13	CZE	641	-	641	206	-	206	188	-	188	11	-	11	236	-	236	-	-	-	-	-	-	-
14	GBR	376	261	115	-	-	-	239	203	36	7	-	7	-	-	-	-	-	-	14	-	14	116
15	RUS	246	196	50	18	-	18	146	146	-	63	50	13	19	-	19	-	-	-	-	-	-	-
16	NZL	226	-	226	-	-	-	-	-	-	178	-	178	36	-	36	-	-	-	12	-	12	-
17	POL	141	-	141	-	-	-	-	-	-	108	-	108	4	-	4	-	-	-	29	-	29	-
18	BUL	90	90	-	-	-	-	90	90	-	-	-	-	-	-	-	-	-	-	-	-	-	-
19	NED	77	5	72	-	-	-	-	-	-	51	5	46	-	-	-	-	-	-	26	-	26	-
20	JPN	49	-	49	-	-	-	35	-	35	9	-	9	-	-	-	-	-	-	5	-	5	-
21	BEL	40	40	-	-	-	-	27	27	-	13	13	-	-	-	-	-	-	-	-	-	-	-
22	GRE	24	24	-	-	-	-	24	24	-	-	-	-	-	-	-	-	-	-	-	-	-	-
23	FIN	11	7	4	-	-	-	4	-	4	7	7	-	-	-	-	-	-	-	-	-	-	-

Lenzerheide (SUI)

9th Women's Slalom

BRANDS STANDINGS

Number of Brands: 8

Rank	Name	Points	Diff.	DH	SL	GS	SG	AC	PAR
1	Rossignol	3985		250	1920	1210	385	-	220
2	Head	3115	870	1020	675	210	1100	-	110
3	Atomic	2370	1615	980	700	420	270	-	-
4	Salomon	1275	2710	80	40	655	455	-	45
5	Fischer	255	3730	170	40	45	-	-	-
6	Stoeckli	175	3810	175	-	-	-	-	-
7	Voelkl	125	3860	-	-	125	-	-	-
8	Dynastar	40	3945	-	-	-	40	-	-

Lenzerheide (SUI)

9th Women's Slalom

OVERALL BRANDS STANDINGS

Number of Brands: 9

Rank	Brand	Overall			DH Points			SL Points			GS Points			SG Points			AC Points			PAR Points		
		M+W	M	W	M+W	M	W	M+W	M	W	M+W	M	W	M+W	M	W	M+W	M	W	M+W	M	W
1	Head	6915	3800	3115	2285	1265	1020	875	200	675	1545	1335	210	1940	840	1100	-	-	-	270	160	110
2	Rossignol	6390	2405	3985	505	255	250	3305	1385	1920	1700	490	1210	580	195	385	-	-	-	300	80	220
3	Atomic	5160	2790	2370	1300	320	980	1700	1000	700	1235	815	420	880	610	270	-	-	-	45	45	-
4	Salomon	2015	740	1275	205	125	80	255	215	40	780	125	655	730	275	455	-	-	-	45	-	45
5	Stoeckli	1185	1010	175	320	145	175	-	-	-	625	625	-	240	240	-	-	-	-	-	-	-
6	Fischer	1015	760	255	435	265	170	230	190	40	260	215	45	90	90	-	-	-	-	-	-	-
7	Dynastar	635	595	40	-	-	-	405	405	-	150	150	-	40	-	40	-	-	-	40	40	-
8	Voelkl	505	380	125	-	-	-	330	330	-	125	-	125	-	-	-	-	-	-	50	50	-
9	Nordica	370	370	-	260	260	-	110	110	-	-	-	-	-	-	-	-	-	-	-	-	-