



WOMEN'S SLALOM

SNOW  
QUEEN  
TROPHY  
Zagreb•Sljeme

04/01/2022

LONGINES  
OFFICIAL PARTNER

Sponsors



Tourist partners



AUDI FIS SKI WORLD CUP 2021/22

LONGINES

Audi  
FIS Ski World Cup

Zagreb (CRO)

5th Women's Slalom

ENTRY LIST BY NSA

Number of Competitors: 60, Number of NSAs: 21

NSA	FIS Code	Name	Date of Birth	FIS Points (23rd of December 2021 - List 12)					AC
				DH	SL	GS	SG		
AUT (7)	56367	GALLHUBER Katharina	16 JUN 1997	-	17.13 (44)	36.05 (248)	63.13 (274)	45.71 (48)	
	56253	HUBER Katharina	3 OCT 1995	88.37 (285)	13.84 (22)	22.90 (88)	49.45 (181)	48.18 (50)	
	56388	LIENSBERGER Katharina	1 APR 1997	999.99 (961)	0.00 (1)	5.26 (14)	360.38(1746)	252.90 (756)	
	56427	LORENZ Bernadette	4 JAN 1998	-	24.27 (97)	35.64 (242)	59.54 (241)	276.35 (802)	
	56333	MAIR Chiara	31 AUG 1996	-	11.17 (12)	19.10 (61)	58.07 (231)	53.88 (64)	
	56344	SPORER Marie-Therese	28 JUN 1996	-	16.29 (38)	22.69 (86)	-	-	
	56315	TRUPPE Katharina	15 JAN 1996	-	6.37 (7)	15.28 (27)	999.99(1840)	-	
BEL (1)	65117	VANREUSEL Kim	4 JAN 1998	276.38 (835)	30.19 (152)	39.37 (301)	85.30 (487)	125.86 (349)	
BLR (1)	665009	SHKANOVA Maria	18 OCT 1989	838.76 (943)	24.29 (99)	88.85(1449)	228.27(1499)	212.64 (671)	
CAN (5)	106961	MIELZYNSKI Erin	25 MAY 1990	999.99 (961)	9.55 (11)	35.51 (240)	613.65(1804)	458.66 (956)	
	107798	NULLMEYER Ali	21 AUG 1998	-	15.44 (31)	22.18 (82)	64.80 (290)	98.90 (233)	
	107583	REMME Roni	14 FEB 1996	44.25 (109)	16.65 (41)	49.74 (539)	30.46 (86)	37.52 (26)	
	107747	SMART Amelia	8 JAN 1998	-	16.03 (36)	31.77 (178)	144.08(1053)	219.15 (683)	
	107427	ST-GERMAIN Laurence	30 MAY 1994	999.99 (961)	8.79 (8)	49.57 (535)	935.45(1828)	999.99(1045)	
CRO (3)	385092	KOMSIC Andrea	4 MAY 1996	444.50 (902)	19.84 (63)	22.56 (85)	78.03 (412)	158.06 (480)	
	385116	LJUTIC Zrinka	26 JAN 2004	-	17.44 (48)	17.83 (53)	-	-	
	385096	POPOVIC Leona	13 NOV 1997	177.00 (648)	16.13 (37)	28.56 (145)	56.13 (215)	67.22 (97)	
CZE (2)	155727	CAPOVA Gabriela	8 OCT 1993	-	17.40 (47)	32.87 (195)	999.99(1840)	999.99(1045)	
	155728	DUBOVSKA Martina	27 FEB 1992	-	11.62 (13)	39.98 (311)	999.99(1840)	999.99(1045)	
FIN (2)	185493	POHJOLAINEN Rosa	20 JUL 2003	61.68 (156)	24.67 (103)	37.73 (273)	67.33 (315)	100.27 (237)	
	185475	PYKALAINEN Erika	21 APR 2001	203.86 (717)	39.32 (270)	25.95 (114)	51.11 (189)	71.29 (114)	
FRA (2)	198176	LAMURE Marie	14 JUL 2001	-	23.58 (94)	51.13 (566)	100.19 (662)	-	
	196806	NOENS Nastasia	12 SEP 1988	999.16 (960)	19.40 (59)	103.29(1732)	635.95(1807)	529.58 (981)	
GBR (1)	225518	GUEST Charlie	30 DEC 1993	999.99 (961)	15.00 (25)	70.17(1052)	999.99(1840)	999.99(1045)	
GER (5)	507168	AICHER Emma	13 NOV 2003	-	15.00 (25)	31.68 (177)	-	-	
	206355	DUERR Lena	4 AUG 1991	152.00 (569)	5.59 (6)	23.38 (92)	73.61 (366)	44.28 (40)	
	355061	HILZINGER Jessica	26 MAY 1997	139.47 (522)	15.43 (30)	16.13 (37)	41.31 (140)	35.28 (25)	
	206885	SCHLOSSER Paulina	24 SEP 2001	164.55 (610)	27.56 (126)	28.34 (143)	115.61 (816)	116.39 (298)	
	206532	SCHMOTZ Marlene	6 MAR 1994	63.53 (165)	17.26 (45)	13.94 (24)	61.30 (256)	58.16 (75)	
HUN (1)	245084	TOTH Zita	28 MAY 2002	-	39.97 (279)	42.38 (368)	84.34 (477)	178.25 (561)	

Page 1/2

Data Processing by LONGINES

www.fis-ski.com

LONGINES Timing

Generation date : MON 3 JAN 2022

Time : 17:31

Document: C32E 1.0


Suppliers



Race partners



Media partners



**Zagreb (CRO)**


5th Women's Slalom

**ENTRY LIST BY NSA**

Number of Competitors: 60, Number of NSAs: 21

NSA	FIS Code	Name	Date of Birth	FIS Points (23rd of December 2021 - List 12)					AC
				DH	SL	GS	SG	AC	
<b>ITA</b> (4)	6295075	<b>DELLA MEA</b> Lara	10 JAN 1999	-	15.39 (29)	35.36 (236)	178.13(1261)	999.99(1045)	
	299983	<b>GULLI</b> Anita	26 JUN 1998	-	24.40 (100)	40.15 (313)	-	-	
	6295752	<b>MATHIOU</b> Sophie	5 FEB 2002	-	22.98 (88)	30.61 (165)	71.46 (348)	102.16 (245)	
	6295165	<b>ROSSETTI</b> Marta	25 MAR 1999	-	15.46 (32)	56.98 (719)	980.16(1836)	-	
<b>JPN</b> (1)	307493	<b>ANDO</b> Asa	24 APR 1996	-	18.69 (53)	16.59 (40)	139.16(1016)	999.99(1045)	
<b>NOR</b> (2)	426100	<b>HOLTMANN</b> Mina Fuerst	17 JUL 1995	79.71 (235)	12.83 (20)	3.28 (9)	65.69 (299)	92.73 (201)	
	426043	<b>TVIBERG</b> Maria Therese	7 APR 1994	57.36 (145)	20.04 (68)	7.06 (16)	32.43 (100)	49.49 (53)	
<b>NZL</b> (1)	415205	<b>HUDSON</b> Piera	7 FEB 1996	-	20.01 (66)	15.37 (31)	168.74(1217)	660.17(1008)	
<b>RUS</b> (1)	486028	<b>GORNOSTAEVA</b> Anastasia	31 DEC 1999	242.70 (793)	20.03 (67)	51.70 (576)	86.61 (502)	190.19 (604)	
<b>SLO</b> (4)	565401	<b>BUCIK</b> Ana	21 JUL 1993	108.92 (388)	12.15 (17)	17.17 (49)	49.45 (181)	38.58 (28)	
	565491	<b>DVORNIK</b> Neja	6 JAN 2001	82.05 (254)	18.51 (52)	19.90 (68)	51.19 (190)	80.87 (145)	
	565471	<b>HROVAT</b> Meta	2 MAR 1998	172.17 (632)	16.66 (42)	4.41 (12)	53.44 (201)	65.72 (95)	
	565463	<b>SLOKAR</b> Andreja	15 OCT 1997	999.99 (961)	12.46 (18)	21.67 (80)	86.33 (499)	109.32 (272)	
<b>SUI</b> (4)	516631	<b>EGLOFF</b> Selina	13 SEP 2001	-	20.40 (74)	23.33 (91)	-	-	
	516284	<b>GISIN</b> Michelle	5 DEC 1993	7.91 (18)	0.68 (4)	4.01 (11)	9.06 (15)	11.41 (6)	
	516280	<b>HOLDENER</b> Wendy	12 MAY 1993	30.82 (68)	2.27 (5)	3.04 (8)	10.32 (19)	15.39 (9)	
	516426	<b>STOFFEL</b> Elena	27 MAY 1996	-	15.49 (33)	49.67 (537)	966.33(1832)	999.99(1045)	
<b>SVK</b> (1)	705423	<b>VLHOVA</b> Petra	13 JUN 1995	14.30 (30)	0.00 (1)	0.00 (1)	5.39 (11)	0.60 (2)	
<b>SWE</b> (6)	507109	<b>ARONSSON ELFMAN</b> Hanna	29 DEC 2002	101.18 (355)	22.76 (82)	15.62 (34)	40.87 (137)	57.97 (73)	
	507046	<b>BOSTROEM MUSSENER</b> Moa	2 AUG 2001	166.62 (617)	19.51 (61)	30.54 (164)	72.09 (355)	-	
	506664	<b>FJAELLSTROEM</b> Magdalena	12 JAN 1995	999.99 (961)	18.72 (54)	24.44 (97)	313.97(1709)	329.51 (874)	
	506399	<b>HECTOR</b> Sara	4 SEP 1992	678.50 (921)	13.47 (21)	3.92 (10)	40.79 (135)	55.46 (69)	
	506583	<b>SAEFVENBERG</b> Charlotta	7 OCT 1994	-	20.25 (72)	49.19 (526)	999.99(1840)	-	
	506146	<b>SWENN LARSSON</b> Anna	18 JUN 1991	-	11.62 (13)	60.72 (811)	197.52(1362)	168.72 (527)	
<b>USA</b> (6)	6536171	<b>HENSIEN</b> Katie	1 DEC 1999	-	19.21 (58)	22.86 (87)	109.07 (751)	158.15 (481)	
	539927	<b>LAPANJA</b> Lila	3 DEC 1994	999.99 (961)	17.37 (46)	33.26 (201)	61.91 (261)	86.77 (173)	
	539909	<b>MOLTZAN</b> Paula	7 APR 1994	-	14.51 (23)	21.21 (77)	239.39(1552)	945.27(1041)	
	6536833	<b>ROUNTREE-WILLIAMS</b> Nicola	7 JUL 2002	137.87 (517)	24.73 (105)	21.85 (81)	105.56 (709)	136.28 (395)	
	6535237	<b>SHIFFRIN</b> Mikaela	13 MAR 1995	0.74 (4)	0.00 (1)	0.00 (1)	1.06 (5)	1.00 (3)	
	6536851	<b>ZIMMERMANN</b> Zoe	16 MAY 2002	-	22.06 (80)	50.85 (561)	72.71 (361)	103.01 (248)	

<b>Legend:</b>	- No points	<b>AC</b> Alpine Combined	<b>DH</b> Downhill	<b>GS</b> Giant Slalom
<b>SG</b> Super-G		<b>SL</b> Slalom		

Data Processing by LONGINES

[www.fis-ski.com](http://www.fis-ski.com)

LONGINES Timing

Generation date : MON 3 JAN 2022

Time : 17:31

Document: C32E 1.0

Suppliers



Race partners



Media partners





WOMEN'S SLALOM

SNOW  
QUEEN  
TROPHY  
Zagreb•Sljeme

04/01/2022

LONGINES  
OFFICIAL TIMEKEEPER

Sponsors



Tourist partners



AUDI FIS SKI WORLD CUP 2021/22

LONGINES

Audi  
FIS Ski World Cup

Zagreb (CRO)



5th Women's Slalom

TUE 4 JAN 2022

DRAW LIST

Start Time 12:30

Number of Competitors: 60, Number of NSAs: 21

Rank 120 in the FIS List: ZELGER Lorina 26.93 FIS Points

No.	FIS Code	Name	NSA Code	WCSL-SL	WCSL-O	FIS SL
1	705423	VLHOVA Petra	SVK	819 (1)	1579 (2)	0.00 (1)
2	6535237	SHIFFRIN Mikaela	USA	689 (2)	1615 (1)	0.00 (1)
3	56388	LIENSBERGER Katharina	AUT	676 (3)	902 (7)	0.00 (1)
4	516280	HOLDENER Wendy	SUI	470 (4)	627 (13)	2.27 (5)
5	516284	GISIN Michelle	SUI	456 (5)	1151 (4)	0.68 (4)
6	206355	DUERR Lena	GER	330 (6)	366 (21)	5.59 (6)
7	506146	SWENN LARSSON Anna	SWE	256 (7)	256 (29)	11.62 (13)
8	155728	DUBOVSKA Martina	CZE	208 (8)	208 (38)	11.62 (13)
9	506399	HECTOR Sara	SWE	204 (9)	629 (12)	13.47 (21)
10	107427	ST-GERMAIN Laurence	CAN	197 (10)	197 (42)	8.79 (8)
11	56315	TRUPPE Katharina	AUT	189 (11)	328 (23)	6.37 (7)
12	565401	BUCIK Ana	SLO	184 (12)	267 (26)	12.15 (17)
13	565463	SLOKAR Andreja	SLO	184 (12)	335 (22)	12.46 (18)
14	56333	MAIR Chiara	AUT	166 (14)	174 (49)	11.17 (12)
15	539909	MOLTZAN Paula	USA	165 (15)	240 (31)	14.51 (23)
16	56253	HUBER Katharina	AUT	119 (18)	169 (52)	13.84 (22)
17	106961	MIELZYNSKI Erin	CAN	117 (19)	117 (61)	9.55 (11)
18	56367	GALLHUBER Katharina	AUT	109 (20)	112 (62)	17.13 (44)
19	196806	NOENS Nastasia	FRA	89 (21)	89 (65)	19.40 (59)
20	426100	HOLTMANN Mina Fuerst	NOR	79 (24)	217 (37)	12.83 (20)
21	385096	POPOVIC Leona	CRO	79 (24)	79 (67)	16.13 (37)
22	426043	TVIBERG Maria Therese	NOR	61 (28)	146 (56)	20.04 (68)
23	107798	NULLMEYER Ali	CAN	59 (29)	59 (75)	15.44 (31)
24	56344	SPORER Marie-Therese	AUT	43 (33)	43 (89)	16.29 (38)
25	225518	GUEST Charlie	GBR	41 (35)	41 (92)	15.00 (25)
26	307493	ANDO Asa	JPN	37 (36)	42 (91)	18.69 (53)
27	506664	FJAELLSTROEM Magdalena	SWE	37 (36)	41 (92)	18.72 (54)
28	355061	HILZINGER Jessica	GER	29 (39)	29 (101)	15.43 (30)
29	565491	DVORNIK Neja	SLO	29 (39)	46 (87)	18.51 (52)
30	507168	AICHER Emma	GER	26 (44)	38 (96)	15.00 (25)
31	565471	HROVAT Meta	SLO	26 (44)	232 (34)	16.66 (42)
32	6295075	DELLA MEA Lara	ITA	-	-	15.39 (29)
33	6295165	ROSSETTI Marta	ITA	21 (47)	21 (112)	15.46 (32)
34	516426	STOFFEL Elena	SUI	23 (46)	23 (111)	15.49 (33)
35	107747	SMART Amelia	CAN	7 (53)	7 (129)	16.03 (36)
36	107583	REMME Roni	CAN	-	-	16.65 (41)
37	206532	SCHMOTZ Marlene	GER	-	3 (143)	17.26 (45)
38	539927	LAPANJA Lila	USA	4 (58)	4 (137)	17.37 (46)

TUE 4 JAN 2022 / Zagreb (CRO) / 5068

Page 1/2

Data Processing by LONGINES

www.fis-ski.com

LONGINES Timing

Generation date : MON 3 JAN 2022

Time : 17:31

Document: C45 1.0


Suppliers



Race partners



Media partners



**Zagreb (CRO)**


5th Women's Slalom

TUE 4 JAN 2022

**DRAW LIST**

Start Time 12:30

Number of Competitors: 60, Number of NSAs: 21

Rank 120 in the FIS List: ZELGER Lorina 26.93 FIS Points

No.	FIS Code	Name	NSA Code	WCSL-SL	WCSL-O	FIS SL
39	155727	CAPOVA Gabriela	CZE	-	-	17.40 (47)
40	385116	LJUTIC Zrinka	CRO	-	-	17.44 (48)
41	6536171	HENSIEN Katie	USA	8 (51)	8 (125)	19.21 (58)
42	507046	BOSTROEM MUSSENER Moa	SWE	5 (57)	5 (135)	19.51 (61)
43	385092	KOMSIC Andrea	CRO	-	-	19.84 (63)
44	415205	HUDSON Piera	NZL	-	-	20.01 (66)
45	486028	GORNOSTAEVA Anastasia	RUS	-	-	20.03 (67)
46	506583	SAEFVENBERG Charlotta	SWE	19 (48)	19 (114)	20.25 (72)
47	516631	EGLOFF Selina	SUI	-	-	20.40 (74)
48	6536851	ZIMMERMANN Zoe	USA	-	-	22.06 (80)
49	507109	ARONSSON ELFMAN Hanna	SWE	16 (49)	21 (112)	22.76 (82)
50	6295752	MATHIOU Sophie	ITA	-	-	22.98 (88)
51	198176	LAMURE Marie	FRA	-	-	23.58 (94)
52	56427	LORENZ Bernadette	AUT	-	-	24.27 (97)
53	665009	SHKANOVA Maria	BLR	-	-	24.29 (99)
54	299983	GULLI Anita	ITA	2 (63)	2 (145)	24.40 (100)
55	185493	POHJOLAINEN Rosa	FIN	9 (50)	9 (122)	24.67 (103)
56	6536833	ROUNTREE-WILLIAMS Nicola	USA	-	-	24.73 (105)
57	206885	SCHLOSSER Paulina	GER	-	-	>27.56 (126)
58	65117	VANREUSEL Kim	BEL	-	-	>30.19 (152)
59	185475	PYKALAINEN Erika	FIN	-	-	>39.32 (270)
60	245084	TOTH Zita	HUN	-	-	>39.97 (279)

<b>Legend:</b>	-	No points	>	Greater than 120th rank in the FIS points list	No.	Control Number
<b>FIS SL</b>	FIS points for Slalom (12th FIS points list 2021/2022)					
<b>WCSL-O</b>	Overall FIS World Cup Start List points		<b>WCSL-SL</b>	FIS World Cup Start List points for Slalom		

TUE 4 JAN 2022 / Zagreb (CRO) / 5068

Page 2/2

Data Processing by LONGINES

[www.fis-ski.com](http://www.fis-ski.com)

LONGINES Timing

Generation date : MON 3 JAN 2022

Time : 17:31

Document: C45 1.0

## Suppliers



## Race partners



## Media partners





WOMEN'S SLALOM

SNOW  
QUEEN  
TROPHY  
Zagreb•Sljeme

04/01/2022

LONGINES  
OFFICIAL TIMEKEEPER

Sponsors



Tourist partners



AUDI FIS SKI WORLD CUP 2021/22

LONGINES

Zagreb (CRO)

5th Women's Slalom

TUE 4 JAN 2022

START LIST RUN 1

Start Time 12:30

Number of Competitors: 60, Number of NSAs: 21

Bib	FIS Code	Name	Year of Birth	NSA Code	Time	Ski
1	705423	VLHOVA Petra	1995	SVK		Rossignol
2	206355	DUERR Lena	1991	GER		Head
3	506146	SWENN LARSSON Anna	1991	SWE		Head
4	516280	HOLDENER Wendy	1993	SUI		Head
5	56388	LIENSBERGER Katharina	1997	AUT		Rossignol
6	516284	GISIN Michelle	1993	SUI		Rossignol
7	6535237	SHIFFRIN Mikaela	1995	USA		Atomic
8	565463	SLOKAR Andreja	1997	SLO		Nordica
9	565401	BUCIK Ana	1993	SLO		Salomon
10	155728	DUBOVSKA Martina	1992	CZE		Voelkl
11	56333	MAIR Chiara	1996	AUT		Voelkl
12	506399	HECTOR Sara	1992	SWE		Head
13	107427	ST-GERMAIN Laurence	1994	CAN		Rossignol
14	56315	TRUPPE Katharina	1996	AUT		Fischer
15	539909	MOLTZAN Paula	1994	USA		Rossignol
-----break-----						
16	56253	HUBER Katharina	1995	AUT		Fischer
17	106961	MIELZYNSKI Erin	1990	CAN		Atomic
18	56367	GALLHUBER Katharina	1997	AUT		Atomic
19	196806	NOENS Nastasia	1988	FRA		Salomon
20	426100	HOLTMANN Mina Fuerst	1995	NOR		Voelkl
21	385096	POPOVIC Leona	1997	CRO		Voelkl
22	426043	TVIBERG Maria Therese	1994	NOR		Head
-----break-----						
23	107798	NULLMEYER Ali	1998	CAN		Atomic
24	56344	SPORER Marie-Therese	1996	AUT		Atomic
25	225518	GUEST Charlie	1993	GBR		Fischer
26	307493	ANDO Asa	1996	JPN		Atomic
27	506664	FJAELLSTROEM Magdalena	1995	SWE		Atomic
28	355061	HILZINGER Jessica	1997	GER		Atomic
29	565491	DVORNIK Neja	2001	SLO		Fischer
30	507168	AICHER Emma	2003	GER		Head
31	565471	HROVAT Meta	1998	SLO		Salomon
-----break-----						
32	6295075	DELLA MEA Lara	1999	ITA		Salomon
33	6295165	ROSSETTI Marta	1999	ITA		Head
34	516426	STOFFEL Elena	1996	SUI		Dynastar
35	107747	SMART Amelia	1998	CAN		Atomic
36	107583	REMME Roni	1996	CAN		Head
37	206532	SCHMOTZ Marlene	1994	GER		Fischer
38	539927	LAPANJA Lila	1994	USA		Stoekli
39	155727	CAPOVA Gabriela	1993	CZE		Kaestle
40	385116	LJUTIC Zrinka	2004	CRO		Rossignol
41	6536171	HENSIEN Katie	1999	USA		Rossignol
42	507046	BOSTROEM MUSSENER Moa	2001	SWE		Rossignol

TUE 4 JAN 2022 / Zagreb (CRO) / 5068

Page 1/2

Data Processing by LONGINES

www.fis-ski.com

LONGINES Timing

Generation date : TUE 4 JAN 2022

Time : 17:13

Document: C51A 1.0


Suppliers



Race partners



Media partners



**Zagreb (CRO)**

5th Women's Slalom

TUE 4 JAN 2022

**START LIST RUN 1**

Start Time 12:30

Number of Competitors: 60, Number of NSAs: 21

Bib	FIS Code	Name	Year of Birth	NSA Code	Time	Ski
43	385092	KOMSIC Andrea	1996	CRO		Atomic
44	415205	HUDSON Piera	1996	NZL		Dynastar
45	486028	GORNOSTAEVA Anastasia	1999	RUS		Rossignol
46	506583	SAEFVENBERG Charlotta	1994	SWE		Rossignol
47	516631	EGLOFF Selina	2001	SUI		Rossignol
48	6536851	ZIMMERMANN Zoe	2002	USA		
49	507109	ARONSSON ELFMAN Hanna	2002	SWE		Rossignol
50	6295752	MATHIOU Sophie	2002	ITA		Rossignol
51	198176	LAMURE Marie	2001	FRA		Rossignol
52	56427	LORENZ Bernadette	1998	AUT		Voelki
53	665009	SHKANOVA Maria	1989	BLR		Augment
54	299983	GULLI Anita	1998	ITA		Voelki
55	185493	POHJOLAINEN Rosa	2003	FIN		Atomic
56	6536833	ROUNTREE-WILLIAMS Nicola	2002	USA		Voelki
57	206885	SCHLOSSER Paulina	2001	GER		Voelki
58	65117	VANREUSEL Kim	1998	BEL		Salomon
59	185475	PYKALAINEN Erika	2001	FIN		Atomic
60	245084	TOTH Zita	2002	HUN		

**Jury**

FIS Technical Delegate	BOZIC Milan	SRB
Referee	MAYR Markus	FIS
Assistant Referee	COUDER Emmanuel	FIS
Chief of Race	FLEISS Reno	CRO

**Technical Data**

Course Name	Crveni spust
Start Altitude	988m
Finish Altitude	768m
Vertical Drop	220m
Homologation Number	11055/11/13

**Race Information Run 1**

Course Setter	THOMA Christian	SWE
Gates/Turning Gates	73/71	
Start Time	12:30	

**Race Information Run 2**


Course Setter	DAY Mike	USA
Gates/Turning Gates	70/68	
Start Time	16:05	

**Forerunners:**

Run 1:	F1 - KROTA Filip	CRO	F2 - BEGOVIC Roko	CRO	F3 - PETANJKO William	CRO
Run 2:	F1 - KROTA Filip	CRO	F2 - BEGOVIC Roko	CRO	F3 - PETANJKO William	CRO

**Suppliers**

**Race partners**

**Media partners**




WOMEN'S SLALOM

SNOW  
QUEEN  
TROPHY  
Zagreb•Sljeme

04/01/2022

LONGINES  
OFFICIAL PARTNER

Sponsors



Tourist partners



AUDI FIS SKI WORLD CUP 2021/22

LONGINES

Zagreb (CRO)

5th Women's Slalom

TUE 4 JAN 2022

OFFICIAL RESULTS RUN 1

Start Time 12:30

Number of Competitors: 60, Number of NSAs: 21

Rank	Bib	FIS Code	Name	YB	NSA Code	Time	Difference	Ski
1	1	705423	VLHOVA Petra	1995	SVK	55.99		Rossignol
2	7	6535237	SHIFFRIN Mikaela	1995	USA	56.63	0.64	Atomic
3	4	516280	HOLDENER Wendy	1993	SUI	56.80	0.81	Head
4	3	506146	SWENN LARSSON Anna	1991	SWE	56.83	0.84	Head
5	5	56388	LIENSBERGER Katharina	1997	AUT	57.16	1.17	Rossignol
6	2	206355	DUERR Lena	1991	GER	57.68	1.69	Head
7	8	565463	SLOKAR Andreja	1997	SLO	57.84	1.85	Nordica
8	17	106961	MIELZYNSKI Erin	1990	CAN	57.86	1.87	Atomic
9	6	516284	GISIN Michelle	1993	SUI	58.25	2.26	Rossignol
10	9	565401	BUCIK Ana	1993	SLO	58.47	2.48	Salomon
11	19	196806	NOENS Nastasia	1988	FRA	58.52	2.53	Salomon
12	15	539909	MOLTZAN Paula	1994	USA	58.59	2.60	Rossignol
13	18	56367	GALLHUBER Katharina	1997	AUT	58.71	2.72	Atomic
14	21	385096	POPOVIC Leona	1997	CRO	58.80	2.81	Voelkl
15	22	426043	TVIBERG Maria Therese	1994	NOR	58.81	2.82	Head
16	12	506399	HECTOR Sara	1992	SWE	58.82	2.83	Head
17	23	107798	NULLMEYER Ali	1998	CAN	58.89	2.90	Atomic
18	14	56315	TRUPPE Katharina	1996	AUT	58.92	2.93	Fischer
19	11	56333	MAIR Chiara	1996	AUT	58.95	2.96	Voelkl
20	20	426100	HOLTMANN Mina Fuerst	1995	NOR	59.33	3.34	Voelkl
21	36	107583	REMME Roni	1996	CAN	59.56	3.57	Head
22	35	107747	SMART Amelia	1998	CAN	59.61	3.62	Atomic
23	32	6295075	DELLA MEA Lara	1999	ITA	59.75	3.76	Salomon
24	28	355061	HILZINGER Jessica	1997	GER	59.81	3.82	Atomic
24	25	225518	GUEST Charlie	1993	GBR	59.81	3.82	Fischer
26	46	506583	SAEFVENBERG Charlotta	1994	SWE	59.92	3.93	Rossignol
27	16	56253	HUBER Katharina	1995	AUT	59.97	3.98	Fischer
28	24	56344	SPORER Marie-Therese	1996	AUT	1:00.06	4.07	Atomic
29	29	565491	DVORNIK Neja	2001	SLO	1:00.15	4.16	Fischer
30	30	507168	AICHER Emma	2003	GER	1:00.46	4.47	Head

DID NOT QUALIFY FOR RUN 2: 12 competitors

31	41	6536171	HENSIEN Katie	1999	USA	1:00.55	4.56	Rossignol
32	43	385092	KOMSIC Andrea	1996	CRO	1:00.77	4.78	Atomic
33	34	516426	STOFFEL Elena	1996	SUI	1:00.82	4.83	Dynastar
34	53	665009	SHKANOVA Maria	1989	BLR	1:01.07	5.08	Augment
35	31	565471	HROVAT Meta	1998	SLO	1:01.16	5.17	Salomon
36	27	506664	FJAELLSTROEM Magdalena	1995	SWE	1:01.41	5.42	Atomic
37	50	6295752	MATHIOU Sophie	2002	ITA	1:01.63	5.64	Rossignol
38	45	486028	GORNOSTAEVA Anastasia	1999	RUS	1:01.66	5.67	Rossignol
39	38	539927	LAPANJA Lila	1994	USA	1:01.97	5.98	Stoekli
40	47	516631	EGLOFF Selina	2001	SUI	1:02.21	6.22	Rossignol
41	48	6536851	ZIMMERMANN Zoe	2002	USA	1:02.63	6.64	
42	44	415205	HUDSON Piera	1996	NZL	1:02.92	6.93	Dynastar

DID NOT FINISH RUN 1: 15 competitors

TUE 4 JAN 2022 / Zagreb (CRO) / 5068

Page 1/2

Data Processing by LONGINES

www.fis-ski.com

LONGINES Timing

Generation date : TUE 4 JAN 2022

Time : 13:50

Document: C73B 1.0


Suppliers



Race partners



Media partners



Number of Competitors: 60, Number of NSAs: 21

Rank	Bib	FIS Code	Name	YB	NSA Code	Time	Difference	Ski
	10	155728	DUBOVSKA Martina	1992	CZE			Voelkl
	13	107427	ST-GERMAIN Laurence	1994	CAN			Rossignol
	26	307493	ANDO Asa	1996	JPN			Atomic
	33	6295165	ROSSETTI Marta	1999	ITA			Head
	37	206532	SCHMOTZ Marlene	1994	GER			Fischer
	39	155727	CAPOVA Gabriela	1993	CZE			Kaestle
	40	385116	LJUTIC Zrinka	2004	CRO			Rossignol
	51	198176	LAMURE Marie	2001	FRA			Rossignol
	52	56427	LORENZ Bernadette	1998	AUT			Voelkl
	55	185493	POHJOLAINEN Rosa	2003	FIN			Atomic
	56	6536833	ROUNTREE-WILLIAMS Nicola	2002	USA			Voelkl
	57	206885	SCHLOSSER Paulina	2001	GER			Voelkl
	58	65117	VANREUSEL Kim	1998	BEL			Salomon
	59	185475	PYKALAINEN Erika	2001	FIN			Atomic
	60	245084	TOTH Zita	2002	HUN			

**DISQUALIFIED RUN 1: 1 competitor**

54	299983	GULLI Anita	1998	ITA	Gate 68	Rule 629.3	Voelkl
----	--------	-------------	------	-----	---------	------------	--------

**DID NOT START RUN 1: 2 competitors**

42	507046	BOSTROEM MUSSENER Moa	2001	SWE			Rossignol
49	507109	ARONSSON ELFMAN Hanna	2002	SWE			Rossignol

**Reason for disqualification:**

629.3 Does not pass through a gate correctly

**Jury**

FIS Technical Delegate	BOZIC Milan	SRB
Referee	MAYR Markus	FIS
Assistant Referee	COUDER Emmanuel	FIS
Chief of Race	FLEISS Reno	CRO

**Technical Data**

Course Name	Crveni spust
Start Altitude	988m
Finish Altitude	768m
Vertical Drop	220m
Homologation Number	11055/11/13

**Race Information Run 1**

Course Setter	THOMA Christian	SWE
Gates/Turning Gates	73/71	
Start Time	12:30	

**Race Information Run 2**

Course Setter	DAY Mike	USA
Gates/Turning Gates		
Start Time	16:05	

**Forerunners:**

Run 1:	F1 - KROTA Filip	CRO	F2 - BEGOVIC Roko	CRO	F3 - PETANJKO William	CRO
Run 2:	F1 - KROTA Filip	CRO	F2 - BEGOVIC Roko	CRO	F3 - PETANJKO William	CRO

**Conditions on course:**


Run 1	MOSTLY CLOUDY	Snow: COMPACT	Temperature - Start: 7°C	Temperature - Finish: 8°C
-------	---------------	---------------	--------------------------	---------------------------

**Legend:**

YB Year of Birth

**Suppliers**

**Race partners**

**Media partners**






WOMEN'S SLALOM

SNOW  
QUEEN  
TROPHY  
Zagreb•Sljeme

04/01/2022

LONGINES  
OFFICIAL PARTNER

Sponsors



Tourist partners



AUDI FIS SKI WORLD CUP 2021/22

LONGINES

Audi  
FIS Ski World Cup

Zagreb (CRO)



5th Women's Slalom

TUE 4 JAN 2022

START LIST RUN 2

Start Time 16:05

Number of Competitors: 30, Number of NSAs: 13

Start Order	Bib	FIS Code	Name	Year of Birth	NSA Code	Run 1	Diff.	Rank	Run 2	Total	Ski
1	30	507168	AICHER Emma	2003	GER	1:00.46	4.47	30			Head
2	29	565491	DVORNIK Neja	2001	SLO	1:00.15	4.16	29			Fischer
3	24	56344	SPORER Marie-Therese	1996	AUT	1:00.06	4.07	28			Atomic
4	16	56253	HUBER Katharina	1995	AUT	59.97	3.98	27			Fischer
5	46	506583	SAEFVENBERG Charlotta	1994	SWE	59.92	3.93	26			Rossignol
6	25	225518	GUEST Charlie	1993	GBR	59.81	3.82	24			Fischer
7	28	355061	HILZINGER Jessica	1997	GER	59.81	3.82	24			Atomic
8	32	6295075	DELLA MEA Lara	1999	ITA	59.75	3.76	23			Salomon
9	35	107747	SMART Amelia	1998	CAN	59.61	3.62	22			Atomic
10	36	107583	REMME Roni	1996	CAN	59.56	3.57	21			Head
11	20	426100	HOLTMANN Mina Fuerst	1995	NOR	59.33	3.34	20			Voelkl
12	11	56333	MAIR Chiara	1996	AUT	58.95	2.96	19			Voelkl
13	14	56315	TRUPPE Katharina	1996	AUT	58.92	2.93	18			Fischer
14	23	107798	NULLMEYER Ali	1998	CAN	58.89	2.90	17			Atomic
15	12	506399	HECTOR Sara	1992	SWE	58.82	2.83	16			Head
----- break -----											
16	22	426043	TVIBERG Maria Therese	1994	NOR	58.81	2.82	15			Head
17	21	385096	POPOVIC Leona	1997	CRO	58.80	2.81	14			Voelkl
18	18	56367	GALLHUBER Katharina	1997	AUT	58.71	2.72	13			Atomic
19	15	539909	MOLTZAN Paula	1994	USA	58.59	2.60	12			Rossignol
20	19	196806	NOENS Nastasia	1988	FRA	58.52	2.53	11			Salomon
21	9	565401	BUCIK Ana	1993	SLO	58.47	2.48	10			Salomon
22	6	516284	GISIN Michelle	1993	SUI	58.25	2.26	9			Rossignol
----- break -----											
23	17	106961	MIELZYNSKI Erin	1990	CAN	57.86	1.87	8			Atomic
24	8	565463	SLOKAR Andreja	1997	SLO	57.84	1.85	7			Nordica
25	2	206355	DUERR Lena	1991	GER	57.68	1.69	6			Head
26	5	56388	LIENSBERGER Katharina	1997	AUT	57.16	1.17	5			Rossignol
27	3	506146	SWENN LARSSON Anna	1991	SWE	56.83	0.84	4			Head
28	4	516280	HOLDENER Wendy	1993	SUI	56.80	0.81	3			Head
29	7	6535237	SHIFFRIN Mikaela	1995	USA	56.63	0.64	2			Atomic
30	1	705423	VLHOVA Petra	1995	SVK	55.99		1			Rossignol

## Jury

FIS Technical Delegate	BOZIC Milan	SRB
Referee	MAYR Markus	FIS
Assistant Referee	COUDER Emmanuel	FIS
Chief of Race	FLEISS Reno	CRO

## Technical Data

Course Name	Crveni spust
Start Altitude	988m
Finish Altitude	768m
Vertical Drop	220m
Homologation Number	11055/11/13

## Race Information Run 1

Course Setter	THOMA Christian	SWE
Gates/Turning Gates	73/71	
Start Time	12:30	

## Race Information Run 2

Course Setter	DAY Mike	USA
Gates/Turning Gates		
Start Time	16:05	

## Forerunners:

Run 1:	F1 - KROTA Filip	CRO	F2 - BEGOVIC Roko	CRO	F3 - PETANJKO William	CRO
Run 2:	F1 - KROTA Filip	CRO	F2 - BEGOVIC Roko	CRO	F3 - PETANJKO William	CRO

TUE 4 JAN 2022 / Zagreb (CRO) / 5068

Page 1/1

Data Processing by LONGINES

www.fis-ski.com

LONGINES Timing

Generation date : TUE 4 JAN 2022

Time : 13:59

Document: C51B 1.0


Suppliers



Race partners



Media partners





WOMEN'S SLALOM

SNOW  
QUEEN  
TROPHY  
Zagreb•Sljeme

04/01/2022

LONGINES  
OFFICIAL PARTNER

Sponsors



Tourist partners



AUDI FIS SKI WORLD CUP 2021/22

LONGINES

Zagreb (CRO)  
5th Women's Slalom  
OFFICIAL RESULTS

TUE 4 JAN 2022

Start Time 16:05

Number of Competitors: 60, Number of NSAs: 21

Penalty applied: 0.00

Rank	Bib	FIS Code	Name	YB	NSA Code	Run 1		Run 2		Total	Diff.	Race Points	Ski
						Time	Rank	Time	Rank				
1	1	705423	VLHOVA Petra	1995	SVK	55.99	(1)	1:01.00	(4)	1:56.99		0.00	Rossignol
2	7	6535237	SHIFFRIN Mikaela	1995	USA	56.63	(2)	1:00.86	(3)	1:57.49	0.50	3.12	Atomic
3	5	56388	LIENSBERGER Katharina	1997	AUT	57.16	(5)	1:01.94	(16)	1:59.10	2.11	13.17	Rossignol
4	4	516280	HOLDENER Wendy	1993	SUI	56.80	(3)	1:02.55	(19)	1:59.35	2.36	14.73	Head
5	23	107798	NULLMEYER Ali	1998	CAN	58.89	(17)	1:00.68	(1)	1:59.57	2.58	16.10	Atomic
6	18	56367	GALLHUBER Katharina	1997	AUT	58.71	(13)	1:01.28	(7)	1:59.99	3.00	18.72	Atomic
7	21	385096	POPOVIC Leona	1997	CRO	58.80	(14)	1:01.24	(6)	2:00.04	3.05	19.03	Voelkl
8	9	565401	BUCIK Ana	1993	SLO	58.47	(10)	1:01.78	(12)	2:00.25	3.26	20.34	Salomon
9	22	426043	TVIBERG Maria Therese	1994	NOR	58.81	(15)	1:01.45	(8)	2:00.26	3.27	20.40	Head
10	6	516284	GISIN Michelle	1993	SUI	58.25	(9)	1:02.02	(18)	2:00.27	3.28	20.47	Rossignol
11	15	539909	MOLTZAN Paula	1994	USA	58.59	(12)	1:01.73	(11)	2:00.32	3.33	20.78	Rossignol
11	2	206355	DUERR Lena	1991	GER	57.68	(6)	1:02.64	(20)	2:00.32	3.33	20.78	Head
13	19	196806	NOENS Nastasia	1988	FRA	58.52	(11)	1:01.91	(15)	2:00.43	3.44	21.47	Salomon
14	12	506399	HECTOR Sara	1992	SWE	58.82	(16)	1:01.85	(14)	2:00.67	3.68	22.96	Head
15	46	506583	SAEFVENBERG Charlotta	1994	SWE	59.92	(26)	1:00.78	(2)	2:00.70	3.71	23.15	Rossignol
16	14	56315	TRUPPE Katharina	1996	AUT	58.92	(18)	1:01.97	(17)	2:00.89	3.90	24.34	Fischer
17	36	107583	REMME Roni	1996	CAN	59.56	(21)	1:01.54	(10)	2:01.10	4.11	25.65	Head
18	29	565491	DVORNIK Neja	2001	SLO	1:00.15	(29)	1:01.11	(5)	2:01.26	4.27	26.64	Fischer
19	25	225518	GUEST Charlie	1993	GBR	59.81	(24)	1:01.52	(9)	2:01.33	4.34	27.08	Fischer
20	35	107747	SMART Amelia	1998	CAN	59.61	(22)	1:01.82	(13)	2:01.43	4.44	27.70	Atomic
21	28	355061	HILZINGER Jessica	1997	GER	59.81	(24)	1:02.71	(22)	2:02.52	5.53	34.51	Atomic
22	16	56253	HUBER Katharina	1995	AUT	59.97	(27)	1:02.69	(21)	2:02.66	5.67	35.38	Fischer

## DID NOT FINISH RUN 2: 7 competitors

8	565463	SLOKAR Andreja	1997	SLO									Nordica
11	56333	MAIR Chiara	1996	AUT									Voelkl
17	106961	MIELZYNSKI Erin	1990	CAN									Atomic
20	426100	HOLTMANN Mina Fuerst	1995	NOR									Voelkl
24	56344	SPORER Marie-Therese	1996	AUT									Atomic
30	507168	AICHER Emma	2003	GER									Head
32	6295075	DELLA MEA Lara	1999	ITA									Salomon

## DISQUALIFIED RUN 2: 1 competitor

3	506146	SWENN LARSSON Anna	1991	SWE				Gate 14			Rule 629.3		Head
---	--------	--------------------	------	-----	--	--	--	---------	--	--	------------	--	------

## DID NOT QUALIFY FOR RUN 2: 12 competitors

41	6536171	HENSIEN Katie	1999	USA	1:00.55	(31)							Rossignol
43	385092	KOMSIC Andrea	1996	CRO	1:00.77	(32)							Atomic
34	516426	STOFFEL Elena	1996	SUI	1:00.82	(33)							Dynastar
53	665009	SHKANOVA Maria	1989	BLR	1:01.07	(34)							Augment
31	565471	HROVAT Meta	1998	SLO	1:01.16	(35)							Salomon
27	506664	FJAELLSTROEM Magdalena	1995	SWE	1:01.41	(36)							Atomic
50	6295752	MATHIOU Sophie	2002	ITA	1:01.63	(37)							Rossignol
45	486028	GORNOSTAEVA Anastasia	1999	RUS	1:01.66	(38)							Rossignol
38	539927	LAPANJA Lila	1994	USA	1:01.97	(39)							Stoekli
47	516631	EGLOFF Selina	2001	SUI	1:02.21	(40)							Rossignol
48	6536851	ZIMMERMANN Zoe	2002	USA	1:02.63	(41)							

TUE 4 JAN 2022 / Zagreb (CRO) / 5068

Page 1/2

Data Processing by LONGINES

www.fis-ski.com

LONGINES Timing

Generation date : TUE 4 JAN 2022

Time : 17:06

Document: C73C 1.0

Suppliers



Race partners



Media partners



Number of Competitors: 60, Number of NSAs: 21

Penalty applied: 0.00

Rank	Bib	FIS Code	Name	YB	NSA Code	Run 1	Run 2	Total	Diff.	Race Points	Ski
						Time Rank	Time Rank				
	44	415205	HUDSON Piera	1996	NZL	1:02.92 (42)					Dynastar

**DID NOT FINISH RUN 1: 15 competitors**

10	155728	DUBOVSKA Martina	1992	CZE							Voelkl
13	107427	ST-GERMAIN Laurence	1994	CAN							Rossignol
26	307493	ANDO Asa	1996	JPN							Atomic
33	6295165	ROSSETTI Marta	1999	ITA							Head
37	206532	SCHMOTZ Marlene	1994	GER							Fischer
39	155727	CAPOVA Gabriela	1993	CZE							Kaestle
40	385116	LJUTIC Zrinka	2004	CRO							Rossignol
51	198176	LAMURE Marie	2001	FRA							Rossignol
52	56427	LORENZ Bernadette	1998	AUT							Voelkl
55	185493	POHJOLAINEN Rosa	2003	FIN							Atomic
56	6536833	ROUNTREE-WILLIAMS Nicola	2002	USA							Voelkl
57	206885	SCHLOSSER Paulina	2001	GER							Voelkl
58	65117	VANREUSEL Kim	1998	BEL							Salomon
59	185475	PYKALAINEN Erika	2001	FIN							Atomic
60	245084	TOTH Zita	2002	HUN							

**DISQUALIFIED RUN 1: 1 competitor**

54	299983	GULLI Anita	1998	ITA	Gate 68			Rule 629.3			Voelkl
----	--------	-------------	------	-----	---------	--	--	------------	--	--	--------

**DID NOT START RUN 1: 2 competitors**

42	507046	BOSTROEM MUSSENER Moa	2001	SWE							Rossignol
49	507109	ARONSSON ELFMAN Hanna	2002	SWE							Rossignol

**Reason for disqualification:**

629.3 Does not pass through a gate correctly

**Jury**

FIS Technical Delegate	BOZIC Milan	SRB
Referee	MAYR Markus	FIS
Assistant Referee	COUDER Emmanuel	FIS
Chief of Race	FLEISS Reno	CRO

**Technical Data**

Course Name	Crveni spust
Start Altitude	988m
Finish Altitude	768m
Vertical Drop	220m
Homologation Number	11055/11/13

**Race Information Run 1**

Course Setter	THOMA Christian	SWE
Gates/Turning Gates	73/71	
Start Time	12:30	

**Race Information Run 2**

Course Setter	DAY Mike	USA
Gates/Turning Gates	70/68	
Start Time	16:05	

**Forerunners:**

Run 1:	F1 - KROTA Filip	CRO	F2 - BEGOVIC Roko	CRO	F3 - PETANJKO William	CRO
Run 2:	F1 - KROTA Filip	CRO	F2 - BEGOVIC Roko	CRO	F3 - PETANJKO William	CRO

**Conditions on course:**


Run 1	MOSTLY CLOUDY	Snow: COMPACT	Temperature - Start: 7°C	Temperature - Finish: 8°C
Run 2	MOSTLY CLOUDY	Snow: COMPACT	Temperature - Start: 8°C	Temperature - Finish: 7°C

**Legend:**

YB Year of Birth

**Suppliers**

**Race partners**

**Media partners**


Sponsors



Tourist partners



AUDI FIS SKI WORLD CUP 2021/22



Zagreb (CRO)

5th Women's Slalom

TUE 4 JAN 2022



PENALTY CALCULATION

Start Time 12:30

Best 10 at Finish

F-factor: 730

Rank	Bib	FIS Code	Name	NSA Code	FIS Points	Best 5	Race Points
1	1	705423	VLHOVA Petra	SVK	0.00	0.00	0.00
2	7	6535237	SHIFFRIN Mikaela	USA	0.00	0.00	3.12
3	5	56388	LIENSBERGER Katharina	AUT	0.00	0.00	13.17
4	4	516280	HOLDENER Wendy	SUI	2.27	2.27	14.73
5	23	107798	NULLMEYER Ali	CAN	15.44		
6	18	56367	GALLHUBER Katharina	AUT	17.13		
7	21	385096	POPOVIC Leona	CRO	16.13		
8	9	565401	BUCIK Ana	SLO	12.15		
9	22	426043	TVIBERG Maria Therese	NOR	20.04		
10	6	516284	GISIN Michelle	SUI	0.68	0.68	20.47

Best 5 FIS Points Started

Rank	Bib	FIS Code	Name	NSA Code	FIS Points
1	1	705423	VLHOVA Petra	SVK	0.00
2	7	6535237	SHIFFRIN Mikaela	USA	0.00
3	5	56388	LIENSBERGER Katharina	AUT	0.00
10	6	516284	GISIN Michelle	SUI	0.68
4	4	516280	HOLDENER Wendy	SUI	2.27

TOTALS:

FIS Points of Best 5 Started (B)	2.95	
FIS Points of Best 5 at Finish in Top 10 (A)		2.95
Race Points of Corresponding Competitors (C)		51.49
Calculated Penalty (A+B-C):10 =>	-4.559	
Rounded	-4.56	
Category Adder	0.00	
Correction Value (Z)	0.00	
Calculated Penalty	-4.56	
Penalty Applied	0.00	


Suppliers



Race partners



Media partners





WOMEN'S SLALOM

SNOW  
QUEEN  
TROPHY  
Zagreb•Sljeme

04/01/2022

LONGINES  
OFFICIAL TIMEKEEPER

Sponsors



Tourist partners



AUDI FIS SKI WORLD CUP 2021/22

LONGINES

Audi  
FIS Ski World Cup

Zagreb (CRO)

5th Women's Slalom

TUE 4 JAN 2022



PERFORMANCE ANALYSIS BY RANK

Start Time 16:05

Number of Competitors: 22 Number of NSAs: 12

Rank	Bib	Name Ski	NSA Code	Positions				Partials		Difference Time		
				Run	Pos	Time	Rank	Pos	Time		Rank	
1	1	VLHOVA Petra Rossignol	SVK	Run 1:	Int1:	9.20	(8)	I1-I2:	12.26	(1)	0.12	
					Int2:	21.46	(1)	I2-I3:	17.89	(1)	0.00	
					Int3:	39.35	(1)	I3-Fin:	16.64	(1)	0.00	
				Fin:			(1)			0.00		
					Run 2:	Int1:	10.40	(18)	I1-I2:	13.45	(7)	0.38
						Int2:	23.85	(11)	I2-I3:	18.89	(4)	0.65
						Int3:	42.74	(7)	I3-Fin:	18.26	(1)	0.51
				Fin:		1:01.00	(4)			0.32		
				Total:	Int1:	1:06.39	(1)			0.00		
					Int2:	1:19.84	(1)			0.00		
					Int3:	1:38.73	(1)			0.00		
					Fin:	1:56.99	(1)			0.00		
				2	7	SHIFFRIN Mikaela Atomic	USA	Run 1:	Int1:	9.20	(8)	I1-I2:
Int2:	21.52	(2)	I2-I3:						18.16	(5)	0.06	
Int3:	39.68	(4)	I3-Fin:						16.95	(2)	0.33	
Fin:	56.63	(2)							0.64			
Run 2:	Int1:	10.25	(9)					I1-I2:	13.34	(4)	0.23	
	Int2:	23.59	(3)					I2-I3:	18.77	(2)	0.39	
	Int3:	42.36	(3)					I3-Fin:	18.50	(7)	0.13	
	Fin:	1:00.86	(3)							0.18		
Total:	Int1:	1:06.88	(2)							0.49		
	Int2:	1:20.22	(2)							0.38		
	Int3:	1:38.99	(2)							0.26		
	Fin:	1:57.49	(2)							0.50		
3	5	LIENSBERGER Katharina Rossignol	AUT					Run 1:	Int1:	9.25	(11)	I1-I2:
				Int2:	21.93	(7)	I2-I3:		18.12	(3)	0.47	
				Int3:	40.05	(5)	I3-Fin:		17.11	(3)	0.70	
				Fin:	57.16	(5)			1.17			
				Run 2:	Int1:	10.16	(5)	I1-I2:	14.44	(21)	0.14	
					Int2:	24.60	(20)	I2-I3:	18.98	(9)	1.40	
					Int3:	43.58	(19)	I3-Fin:	18.36	(3)	1.35	
					Fin:	1:01.94	(16)			1.26		
				Total:	Int1:	1:07.32	(4)			0.93		
					Int2:	1:21.76	(4)			1.92		
					Int3:	1:40.74	(4)			2.01		
					Fin:	1:59.10	(3)			2.11		

TUE 4 JAN 2022 / Zagreb (CRO) / 5068

Page 1/6

Data Processing by LONGINES

www.fis-ski.com

LONGINES Timing

Generation date : TUE 4 JAN 2022

Time : 17:12

Document: C77A 1.0


Suppliers



Race partners



Media partners



Number of Competitors: 22    Number of NSAs: 12

Rank	Bib	Name Ski	NSA Code	Positions			Partials		Difference Time		
				Pos	Time	Rank	Pos	Time		Rank	
4	4	HOLDENER Wendy Head	SUI	Run 1:	Int1:	9.16	(7)	I1-I2:	12.40	(3)	0.08
					Int2:	21.56	(4)	I2-I3:	18.11	(2)	0.10
					Int3:	39.67	(3)	I3-Fin:	17.13	(4)	0.32
					Fin:	56.80	(3)				0.81
				Run 2:	Int1:	10.28	(11)	I1-I2:	14.06	(16)	0.26
					Int2:	24.34	(15)	I2-I3:	19.20	(17)	1.14
					Int3:	43.54	(18)	I3-Fin:	19.01	(21)	1.31
					Fin:	1:02.55	(19)				1.87
				Total:	Int1:	1:07.08	(3)				0.69
					Int2:	1:21.14	(3)				1.30
					Int3:	1:40.34	(3)				1.61
					Fin:	1:59.35	(4)				2.36
				5	23	NULLMEYER Ali Atomic	CAN	Run 1:	Int1:	9.45	(29)
Int2:	22.63	(25)	I2-I3:						18.60	(13)	1.17
Int3:	41.23	(20)	I3-Fin:						17.66	(14)	1.88
Fin:	58.89	(17)									2.90
Run 2:	Int1:	10.18	(6)					I1-I2:	13.02	(1)	0.16
	Int2:	23.20	(1)					I2-I3:	19.03	(13)	0.00
	Int3:	42.23	(1)					I3-Fin:	18.45	(5)	0.00
	Fin:	1:00.68	(1)								0.00
Total:	Int1:	1:09.07	(12)								2.68
	Int2:	1:22.09	(5)								2.25
	Int3:	1:41.12	(5)								2.39
	Fin:	1:59.57	(5)								2.58
6	18	GALLHUBER Katharina Atomic	AUT					Run 1:	Int1:	9.14	(5)
				Int2:	22.41	(19)	I2-I3:		18.80	(19)	0.95
				Int3:	41.21	(18)	I3-Fin:		17.50	(9)	1.86
				Fin:	58.71	(13)					2.72
				Run 2:	Int1:	10.35	(15)	I1-I2:	13.26	(3)	0.33
					Int2:	23.61	(4)	I2-I3:	18.97	(8)	0.41
					Int3:	42.58	(5)	I3-Fin:	18.70	(15)	0.35
					Fin:	1:01.28	(7)				0.60
				Total:	Int1:	1:09.06	(11)				2.67
					Int2:	1:22.32	(8)				2.48
					Int3:	1:41.29	(6)				2.56
					Fin:	1:59.99	(6)				3.00
				7	21	POPOVIC Leona Voelkl	CRO	Run 1:	Int1:	9.28	(13)
Int2:	22.33	(14)	I2-I3:						18.54	(11)	0.87
Int3:	40.87	(13)	I3-Fin:						17.93	(19)	1.52
Fin:	58.80	(14)									2.81
Run 2:	Int1:	10.02	(1)					I1-I2:	13.80	(13)	0.00
	Int2:	23.82	(8)					I2-I3:	18.74	(1)	0.62
	Int3:	42.56	(4)					I3-Fin:	18.68	(13)	0.33
	Fin:	1:01.24	(6)								0.56
Total:	Int1:	1:08.82	(8)								2.43
	Int2:	1:22.62	(10)								2.78
	Int3:	1:41.36	(8)								2.63
	Fin:	2:00.04	(7)								3.05


## Suppliers



## Race partners



## Media partners



Number of Competitors: 22    Number of NSAs: 12

Rank	Bib	Name Ski	NSA		Positions			Partials		Difference Time		
			Code	Pos	Time	Rank	Pos	Time	Rank			
8	9	BUCIK Ana Salomon	SLO	Run 1:	Int1:	9.37	(24)	I1-I2:	13.01	(15)	0.29	
					Int2:	22.38	(16)	I2-I3:	18.57	(12)	0.92	
					Int3:	40.95	(14)	I3-Fin:	17.52	(10)	1.60	
					Fin:	58.47	(10)				2.48	
					Run 2:	Int1:	10.05	(2)	I1-I2:	14.50	(22)	0.03
						Int2:	24.55	(19)	I2-I3:	18.90	(5)	1.35
						Int3:	43.45	(16)	I3-Fin:	18.33	(2)	1.22
						Fin:	1:01.78	(12)				1.10
					Total:	Int1:	1:08.52	(7)				2.13
						Int2:	1:23.02	(15)				3.18
						Int3:	1:41.92	(13)				3.19
						Fin:	2:00.25	(8)				3.26
					9	22	TVIBERG Maria Therese Head	NOR	Run 1:	Int1:	9.27	(12)
Int2:	22.40	(17)	I2-I3:	19.14						(30)	0.94	
Int3:	41.54	(22)	I3-Fin:	17.27						(6)	2.19	
Fin:	58.81	(15)									2.82	
Run 2:	Int1:	10.44	(20)	I1-I2:						13.50	(9)	0.42
	Int2:	23.94	(12)	I2-I3:						18.95	(7)	0.74
	Int3:	42.89	(8)	I3-Fin:						18.56	(11)	0.66
	Fin:	1:01.45	(8)									0.77
Total:	Int1:	1:09.25	(13)									2.86
	Int2:	1:22.75	(13)									2.91
	Int3:	1:41.70	(11)									2.97
	Fin:	2:00.26	(9)									3.27
10	6	GISIN Michelle Rossignol	SUI	Run 1:						Int1:	9.35	(21)
					Int2:	22.32	(13)	I2-I3:	18.40	(8)	0.86	
					Int3:	40.72	(11)	I3-Fin:	17.53	(11)	1.37	
					Fin:	58.25	(9)				2.26	
					Run 2:	Int1:	10.26	(10)	I1-I2:	14.13	(17)	0.24
						Int2:	24.39	(17)	I2-I3:	19.07	(14)	1.19
						Int3:	43.46	(17)	I3-Fin:	18.56	(11)	1.23
						Fin:	1:02.02	(18)				1.34
					Total:	Int1:	1:08.51	(6)				2.12
						Int2:	1:22.64	(11)				2.80
						Int3:	1:41.71	(12)				2.98
						Fin:	2:00.27	(10)				3.28
					11	15	MOLTZAN Paula Rossignol	USA	Run 1:	Int1:	9.45	(29)
Int2:	22.08	(10)	I2-I3:	18.64						(15)	0.62	
Int3:	40.72	(11)	I3-Fin:	17.87						(17)	1.37	
Fin:	58.59	(12)									2.60	
Run 2:	Int1:	10.28	(11)	I1-I2:						13.54	(10)	0.26
	Int2:	23.82	(8)	I2-I3:						19.22	(18)	0.62
	Int3:	43.04	(12)	I3-Fin:						18.69	(14)	0.81
	Fin:	1:01.73	(11)									1.05
Total:	Int1:	1:08.87	(10)									2.48
	Int2:	1:22.41	(9)									2.57
	Int3:	1:41.63	(10)									2.90
	Fin:	2:00.32	(11)									3.33


## Suppliers



## Race partners



## Media partners



Number of Competitors: 22    Number of NSAs: 12

Rank	Bib	Name Ski	NSA Code	Positions			Partials		Difference Time		
				Run	Pos	Time	Rank	Pos		Time	Rank
11	2	DUERR Lena Head	GER	Run 1:	Int1:	9.34	(19)	I1-I2:	12.62	(6)	0.26
					Int2:	21.96	(8)	I2-I3:	18.28	(7)	0.50
					Int3:	40.24	(7)	I3-Fin:	17.44	(8)	0.89
					Fin:	57.68	(6)				1.69
				Run 2:	Int1:	10.21	(7)	I1-I2:	14.31	(19)	0.19
					Int2:	24.52	(18)	I2-I3:	19.11	(15)	1.32
					Int3:	43.63	(20)	I3-Fin:	19.01	(21)	1.40
					Fin:	1:02.64	(20)				1.96
				Total:	Int1:	1:07.89	(5)				1.50
					Int2:	1:22.20	(6)				2.36
					Int3:	1:41.31	(7)				2.58
					Fin:	2:00.32	(11)				3.33
13	19	NOENS Nastasia Salomon	FRA	Run 1:	Int1:	9.10	(2)	I1-I2:	12.81	(10)	0.02
					Int2:	21.91	(6)	I2-I3:	18.77	(17)	0.45
					Int3:	40.68	(10)	I3-Fin:	17.84	(16)	1.33
					Fin:	58.52	(11)				2.53
				Run 2:	Int1:	10.34	(14)	I1-I2:	13.45	(7)	0.32
					Int2:	23.79	(7)	I2-I3:	19.23	(20)	0.59
					Int3:	43.02	(11)	I3-Fin:	18.89	(19)	0.79
					Fin:	1:01.91	(15)				1.23
				Total:	Int1:	1:08.86	(9)				2.47
					Int2:	1:22.31	(7)				2.47
					Int3:	1:41.54	(9)				2.81
					Fin:	2:00.43	(13)				3.44
14	12	HECTOR Sara Head	SWE	Run 1:	Int1:	9.47	(31)	I1-I2:	12.98	(14)	0.39
					Int2:	22.45	(20)	I2-I3:	18.76	(16)	0.99
					Int3:	41.21	(18)	I3-Fin:	17.61	(12)	1.86
					Fin:	58.82	(16)				2.83
				Run 2:	Int1:	10.52	(22)	I1-I2:	13.30	(4)	0.50
					Int2:	23.82	(8)	I2-I3:	19.32	(21)	0.62
					Int3:	43.14	(13)	I3-Fin:	18.71	(16)	0.91
					Fin:	1:01.85	(14)				1.17
				Total:	Int1:	1:09.34	(15)				2.95
					Int2:	1:22.64	(11)				2.80
					Int3:	1:41.96	(14)				3.23
					Fin:	2:00.67	(14)				3.68
15	46	SAEFVENBERG Charlotta Rossignol	SWE	Run 1:	Int1:	9.32	(18)	I1-I2:	13.49	(30)	0.24
					Int2:	22.81	(29)	I2-I3:	18.81	(21)	1.35
					Int3:	41.62	(27)	I3-Fin:	18.30	(26)	2.27
					Fin:	59.92	(26)				3.93
				Run 2:	Int1:	10.14	(4)	I1-I2:	13.18	(2)	0.12
					Int2:	23.32	(2)	I2-I3:	18.94	(6)	0.12
					Int3:	42.26	(2)	I3-Fin:	18.52	(8)	0.03
					Fin:	1:00.78	(2)				0.10
				Total:	Int1:	1:10.06	(18)				3.67
					Int2:	1:23.24	(17)				3.40
					Int3:	1:42.18	(16)				3.45
					Fin:	2:00.70	(15)				3.71


## Suppliers



## Race partners



## Media partners





Number of Competitors: 22    Number of NSAs: 12

Rank	Bib	Name Ski	NSA Code	Pos	Positions		Partials		Difference Time		
					Time	Rank	Pos	Time		Rank	
16	14	TRUPPE Katharina Fischer	AUT	Run 1:	Int1:	9.29	(15)	I1-I2:	13.24	(23)	0.21
					Int2:	22.53	(22)	I2-I3:	18.48	(10)	1.07
					Int3:	41.01	(16)	I3-Fin:	17.91	(18)	1.66
					Fin:	58.92	(18)				2.93
				Run 2:	Int1:	10.39	(17)	I1-I2:	13.66	(12)	0.37
					Int2:	24.05	(13)	I2-I3:	19.15	(16)	0.85
					Int3:	43.20	(14)	I3-Fin:	18.77	(17)	0.97
					Fin:	1:01.97	(17)				1.29
				Total:	Int1:	1:09.31	(14)				2.92
					Int2:	1:22.97	(14)				3.13
					Int3:	1:42.12	(15)				3.39
					Fin:	2:00.89	(16)				3.90
				17	36	REMME Roni Head	CAN	Run 1:	Int1:	9.13	(4)
Int2:	22.36	(15)	I2-I3:						18.80	(19)	0.90
Int3:	41.16	(17)	I3-Fin:						18.40	(27)	1.81
Fin:	59.56	(21)									3.57
Run 2:	Int1:	10.08	(3)					I1-I2:	13.58	(11)	0.06
	Int2:	23.66	(6)					I2-I3:	19.34	(22)	0.46
	Int3:	43.00	(10)					I3-Fin:	18.54	(9)	0.77
	Fin:	1:01.54	(10)								0.86
Total:	Int1:	1:09.64	(16)								3.25
	Int2:	1:23.22	(16)								3.38
	Int3:	1:42.56	(17)								3.83
	Fin:	2:01.10	(17)								4.11
18	29	DVORNIK Neja Fischer	SLO					Run 1:	Int1:	9.30	(16)
				Int2:	22.75	(28)	I2-I3:		18.86	(23)	1.29
				Int3:	41.61	(25)	I3-Fin:		18.54	(32)	2.26
				Fin:	1:00.15	(29)					4.16
				Run 2:	Int1:	10.22	(8)	I1-I2:	13.43	(6)	0.20
					Int2:	23.65	(5)	I2-I3:	19.00	(10)	0.45
					Int3:	42.65	(6)	I3-Fin:	18.46	(6)	0.42
					Fin:	1:01.11	(5)				0.43
				Total:	Int1:	1:10.37	(22)				3.98
					Int2:	1:23.80	(18)				3.96
					Int3:	1:42.80	(19)				4.07
					Fin:	2:01.26	(18)				4.27
				19	25	GUEST Charlie Fischer	GBR	Run 1:	Int1:	9.41	(28)
Int2:	22.69	(27)	I2-I3:						18.97	(27)	1.23
Int3:	41.66	(28)	I3-Fin:						18.15	(21)	2.31
Fin:	59.81	(24)									3.82
Run 2:	Int1:	10.29	(13)					I1-I2:	13.84	(14)	0.27
	Int2:	24.13	(14)					I2-I3:	18.85	(3)	0.93
	Int3:	42.98	(9)					I3-Fin:	18.54	(9)	0.75
	Fin:	1:01.52	(9)								0.84
Total:	Int1:	1:10.10	(19)								3.71
	Int2:	1:23.94	(19)								4.10
	Int3:	1:42.79	(18)								4.06
	Fin:	2:01.33	(19)								4.34


## Suppliers



## Race partners



## Media partners



Number of Competitors: 22 Number of NSAs: 12

Rank	Bib	Name Ski	NSA Code	Run	Positions			Partials		Difference Time	
					Pos	Time	Rank	Pos	Time		Rank
20	35	SMART Amelia Atomic	CAN	Run 1:	Int1:	9.55	(35)	I1-I2:	13.67	(34)	0.47
					Int2:	23.22	(32)	I2-I3:	18.78	(18)	1.76
					Int3:	42.00	(30)	I3-Fin:	17.61	(12)	2.65
					Fin:	59.61	(22)				3.62
				Run 2:	Int1:	10.44	(20)	I1-I2:	13.94	(15)	0.42
					Int2:	24.38	(16)	I2-I3:	19.02	(12)	1.18
					Int3:	43.40	(15)	I3-Fin:	18.42	(4)	1.17
					Fin:	1:01.82	(13)				1.14
				Total:	Int1:	1:10.05	(17)				3.66
					Int2:	1:23.99	(20)				4.15
					Int3:	1:43.01	(20)				4.28
					Fin:	2:01.43	(20)				4.44
				21	28	HILZINGER Jessica Atomic	GER	Run 1:	Int1:	9.39	(26)
Int2:	22.62	(24)	I2-I3:						18.94	(26)	1.16
Int3:	41.56	(23)	I3-Fin:						18.25	(24)	2.21
Fin:	59.81	(24)									3.82
Run 2:	Int1:	10.43	(19)					I1-I2:	14.26	(18)	0.41
	Int2:	24.69	(21)					I2-I3:	19.22	(18)	1.49
	Int3:	43.91	(22)					I3-Fin:	18.80	(18)	1.68
	Fin:	1:02.71	(22)								2.03
Total:	Int1:	1:10.24	(20)								3.85
	Int2:	1:24.50	(21)								4.66
	Int3:	1:43.72	(21)								4.99
	Fin:	2:02.52	(21)								5.53
22	16	HUBER Katharina Fischer	AUT					Run 1:	Int1:	9.36	(22)
				Int2:	22.52	(21)	I2-I3:		18.93	(25)	1.06
				Int3:	41.45	(21)	I3-Fin:		18.52	(31)	2.10
				Fin:	59.97	(27)					3.98
				Run 2:	Int1:	10.37	(16)	I1-I2:	14.42	(20)	0.35
					Int2:	24.79	(22)	I2-I3:	19.00	(10)	1.59
					Int3:	43.79	(21)	I3-Fin:	18.90	(20)	1.56
					Fin:	1:02.69	(21)				2.01
				Total:	Int1:	1:10.34	(21)				3.95
					Int2:	1:24.76	(22)				4.92
					Int3:	1:43.76	(22)				5.03
					Fin:	2:02.66	(22)				5.67

Intermediate Time Positions : Int. 1 = Inter1 Int. 2 = Inter2 Int. 3 = Inter3

<b>Legend:</b>	Fin	Finish	Int	Intermediate	Ix	Intermediate x
	Pos.	Intermediate or speed position				





WOMEN'S SLALOM

SNOW  
QUEEN  
TROPHY  
Zagreb•Sljeme

04/01/2022

LONGINES  
OFFICIAL PARTNER

Sponsors



Tourist partners



AUDI FIS SKI WORLD CUP 2021/22

LONGINES

Audi  
FIS Ski World Cup

Zagreb (CRO)



5th Women's Slalom

TUE 4 JAN 2022

PERFORMANCE ANALYSIS BY BIB

Start Time 16:05

Number of Competitors: 60 Number of NSAs: 21

Bib	Name Ski	NSA Code	Positions			Partials		Difference Time		
			Pos	Time	Rank	Pos	Time		Rank	
1	VLHOVA Petra Rossignol	SVK	Run 1:	Int1:	9.20	(10)	I1-I2:	12.26	(1)	0.17
				Int2:	21.46	(1)	I2-I3:	17.89	(1)	0.00
				Int3:	39.35	(1)	I3-Fin:	16.64	(1)	0.00
				Fin:	55.99	(1)				0.00
			Run 2:	Int1:	10.40	(26)	I1-I2:	13.45	(8)	0.43
				Int2:	23.85	(12)	I2-I3:	18.89	(5)	0.65
				Int3:	42.74	(8)	I3-Fin:	18.26	(1)	0.51
				Fin:	1:01.00	(4)				0.32
			Total:	Int1:	1:06.39	(1)				0.00
				Int2:	1:19.84	(1)				0.00
				Int3:	1:38.73	(1)				0.00
				Fin:	1:56.99	(1)				0.00
			2	DUERR Lena Head	GER	Run 1:	Int1:	9.34	(23)	I1-I2:
Int2:	21.96	(9)					I2-I3:	18.28	(7)	0.50
Int3:	40.24	(7)					I3-Fin:	17.44	(8)	0.89
Fin:	57.68	(6)								1.69
Run 2:	Int1:	10.21				(11)	I1-I2:	14.31	(21)	0.24
	Int2:	24.52				(20)	I2-I3:	19.11	(16)	1.32
	Int3:	43.63				(21)	I3-Fin:	19.01	(21)	1.40
	Fin:	1:02.64				(20)				1.96
Total:	Int1:	1:07.89				(6)				1.50
	Int2:	1:22.20				(7)				2.36
	Int3:	1:41.31				(7)				2.58
	Fin:	2:00.32				(11)				3.33
3	SWENN LARSSON Anna Head	SWE				Run 1:	Int1:	9.08	(2)	I1-I2:
			Int2:	21.54	(3)		I2-I3:	18.12	(3)	0.08
			Int3:	39.66	(2)		I3-Fin:	17.17	(5)	0.31
			Fin:	56.83	(4)					0.84
			Run 2:	Int1:	10.07	(4)	I1-I2:	24.50	(25)	0.10
				Int2:	34.57	(25)	I2-I3:	18.87	(4)	11.37
				Int3:	53.44	(24)	I3-Fin:			11.21
				Fin:	DSQ					
			Total:	Int1:	1:06.90	(3)				0.51
				Int2:	1:31.40	(25)				11.56
				Int3:	1:50.27	(24)				11.54
				Fin:	DSQ					

TUE 4 JAN 2022 / Zagreb (CRO) / 5068

Page 1/12

Data Processing by LONGINES

www.fis-ski.com

LONGINES Timing

Generation date : TUE 4 JAN 2022

Time : 17:12

Document: C77B 1.0


Suppliers



Race partners



Media partners



Number of Competitors: 60    Number of NSAs: 21

Bib	Name Ski	NSA Code	Positions			Partials		Difference Time		
			Pos	Time	Rank	Pos	Time		Rank	
4	HOLDENER Wendy Head	SUI	Run 1:	Int1:	9.16	(9)	I1-I2:	12.40	(3)	0.13
				Int2:	21.56	(4)	I2-I3:	18.11	(2)	0.10
				Int3:	39.67	(3)	I3-Fin:	17.13	(4)	0.32
				Fin:	56.80	(3)				0.81
			Run 2:	Int1:	10.28	(16)	I1-I2:	14.06	(18)	0.31
				Int2:	24.34	(17)	I2-I3:	19.20	(18)	1.14
				Int3:	43.54	(19)	I3-Fin:	19.01	(21)	1.31
				Fin:	1:02.55	(19)				1.87
			Total:	Int1:	1:07.08	(4)				0.69
				Int2:	1:21.14	(3)				1.30
				Int3:	1:40.34	(3)				1.61
				Fin:	1:59.35	(4)				2.36
			5	LIENSBERGER Katharina Rossignol	AUT	Run 1:	Int1:	9.25	(13)	I1-I2:
Int2:	21.93	(7)					I2-I3:	18.12	(3)	0.47
Int3:	40.05	(5)					I3-Fin:	17.11	(3)	0.70
Fin:	57.16	(5)								1.17
Run 2:	Int1:	10.16				(8)	I1-I2:	14.44	(23)	0.19
	Int2:	24.60				(22)	I2-I3:	18.98	(10)	1.40
	Int3:	43.58				(20)	I3-Fin:	18.36	(3)	1.35
	Fin:	1:01.94				(16)				1.26
Total:	Int1:	1:07.32				(5)				0.93
	Int2:	1:21.76				(4)				1.92
	Int3:	1:40.74				(4)				2.01
	Fin:	1:59.10				(3)				2.11
6	GISIN Michelle Rossignol	SUI				Run 1:	Int1:	9.35	(25)	I1-I2:
			Int2:	22.32	(14)		I2-I3:	18.40	(8)	0.86
			Int3:	40.72	(11)		I3-Fin:	17.53	(11)	1.37
			Fin:	58.25	(9)					2.26
			Run 2:	Int1:	10.26	(14)	I1-I2:	14.13	(19)	0.29
				Int2:	24.39	(19)	I2-I3:	19.07	(15)	1.19
				Int3:	43.46	(18)	I3-Fin:	18.56	(11)	1.23
				Fin:	1:02.02	(18)				1.34
			Total:	Int1:	1:08.51	(9)				2.12
				Int2:	1:22.64	(12)				2.80
				Int3:	1:41.71	(12)				2.98
				Fin:	2:00.27	(10)				3.28
			7	SHIFFRIN Mikaela Atomic	USA	Run 1:	Int1:	9.20	(10)	I1-I2:
Int2:	21.52	(2)					I2-I3:	18.16	(5)	0.06
Int3:	39.68	(4)					I3-Fin:	16.95	(2)	0.33
Fin:	56.63	(2)								0.64
Run 2:	Int1:	10.25				(13)	I1-I2:	13.34	(5)	0.28
	Int2:	23.59				(4)	I2-I3:	18.77	(2)	0.39
	Int3:	42.36				(3)	I3-Fin:	18.50	(7)	0.13
	Fin:	1:00.86				(3)				0.18
Total:	Int1:	1:06.88				(2)				0.49
	Int2:	1:20.22				(2)				0.38
	Int3:	1:38.99				(2)				0.26
	Fin:	1:57.49				(2)				0.50


## Suppliers



## Race partners



## Media partners



Number of Competitors: 60    Number of NSAs: 21

Bib	Name Ski	NSA Code	Positions			Partials		Difference Time						
			Pos	Time	Rank	Pos	Time		Rank					
8	<b>SLOKAR Andreja</b> Nordica	SLO	Run 1:	Int1:	9.38	(32)	I1-I2:	12.52	(5)	0.35				
				Int2:	21.90	(5)					I2-I3:	18.27	(6)	0.44
				Int3:	40.17	(6)					I3-Fin:	17.67	(15)	0.82
				Fin:	57.84	(7)								1.85
			Run 2:	Int1:	10.35	(21)	I1-I2:			0.38				
				Int2:				I2-I3:						
				Int3:				I3-Fin:						
				Fin:	DNF									
			Total:	Int1:	1:08.19	(7)				1.80				
				Int2:										
				Int3:										
				Fin:	DNF									
			9	<b>BUCIK Ana</b> Salomon	SLO	Run 1:	Int1:	9.37	(28)	I1-I2:	13.01	(16)	0.34	
Int2:	22.38	(17)					I2-I3:	18.57	(12)					0.92
Int3:	40.95	(15)					I3-Fin:	17.52	(10)					1.60
Fin:	58.47	(10)												2.48
Run 2:	Int1:	10.05				(3)	I1-I2:	14.50	(24)	0.08				
	Int2:	24.55				(21)					I2-I3:	18.90	(6)	1.35
	Int3:	43.45				(17)					I3-Fin:	18.33	(2)	1.22
	Fin:	1:01.78				(12)								1.10
Total:	Int1:	1:08.52				(10)				2.13				
	Int2:	1:23.02				(16)					3.18			
	Int3:	1:41.92				(13)					3.19			
	Fin:	2:00.25				(8)					3.26			
10	<b>DUBOVSKA Martina</b> Voelkl	CZE				Run 1:	Int1:	9.03	(1)	I1-I2:	12.90	(13)	0.00	
			Int2:	21.93	(7)		I2-I3:	18.84	(22)					0.47
			Int3:	40.77	(13)		I3-Fin:							1.42
			Fin:	DNF										
			Total:	Int1:	DNF									
				Fin:	DNF									
11	<b>MAIR Chiara</b> Voelkl	AUT	Run 1:	Int1:	9.23	(12)	I1-I2:	12.89	(12)	0.20				
				Int2:	22.12	(12)					I2-I3:	18.85	(23)	0.66
				Int3:	40.97	(16)					I3-Fin:	17.98	(20)	1.62
				Fin:	58.95	(19)								2.96
			Run 2:	Int1:	10.26	(14)	I1-I2:			0.29				
				Int2:				I2-I3:						
				Int3:				I3-Fin:						
				Fin:	DNF									
			Total:	Int1:	1:09.21	(16)				2.82				
				Int2:										
				Int3:										
				Fin:	DNF									

## Suppliers



## Race partners



## Media partners



Number of Competitors: 60    Number of NSAs: 21

Bib	Name Ski	NSA Code	Run	Positions			Partials		Difference Time	
				Pos	Time	Rank	Pos	Time		Rank
12	HECTOR Sara Head	SWE	Run 1:	Int1:	9.47	(42)	I1-I2:	12.98	(15)	0.44
				Int2:	22.45	(21)	I2-I3:	18.76	(16)	0.99
				Int3:	41.21	(19)	I3-Fin:	17.61	(12)	1.86
				Fin:	58.82	(16)				2.83
			Run 2:	Int1:	10.52	(30)	I1-I2:	13.30	(4)	0.55
				Int2:	23.82	(9)	I2-I3:	19.32	(23)	0.62
				Int3:	43.14	(14)	I3-Fin:	18.71	(16)	0.91
				Fin:	1:01.85	(14)				1.17
			Total:	Int1:	1:09.34	(19)				2.95
				Int2:	1:22.64	(12)				2.80
				Int3:	1:41.96	(14)				3.23
				Fin:	2:00.67	(14)				3.68
			13	ST-GERMAIN Laurence Rossignol	CAN	Run 1:	Int1:	9.50	(43)	I1-I2:
Int2:							I2-I3:			
Int3:							I3-Fin:			
Fin:	DNF									
Total:									DNF	
14	TRUPPE Katharina Fischer	AUT	Run 1:	Int1:	9.29	(17)	I1-I2:	13.24	(24)	0.26
				Int2:	22.53	(23)	I2-I3:	18.48	(10)	1.07
				Int3:	41.01	(17)	I3-Fin:	17.91	(18)	1.66
				Fin:	58.92	(18)				2.93
			Run 2:	Int1:	10.39	(25)	I1-I2:	13.66	(13)	0.42
				Int2:	24.05	(14)	I2-I3:	19.15	(17)	0.85
				Int3:	43.20	(15)	I3-Fin:	18.77	(17)	0.97
				Fin:	1:01.97	(17)				1.29
			Total:	Int1:	1:09.31	(18)				2.92
				Int2:	1:22.97	(15)				3.13
				Int3:	1:42.12	(15)				3.39
				Fin:	2:00.89	(16)				3.90
			15	MOLTZAN Paula Rossignol	USA	Run 1:	Int1:	9.45	(38)	I1-I2:
Int2:	22.08	(11)					I2-I3:	18.64	(15)	0.62
Int3:	40.72	(11)					I3-Fin:	17.87	(17)	1.37
Fin:	58.59	(12)								2.60
Run 2:	Int1:	10.28				(16)	I1-I2:	13.54	(11)	0.31
	Int2:	23.82				(9)	I2-I3:	19.22	(19)	0.62
	Int3:	43.04				(13)	I3-Fin:	18.69	(14)	0.81
	Fin:	1:01.73				(11)				1.05
Total:	Int1:	1:08.87				(13)				2.48
	Int2:	1:22.41				(10)				2.57
	Int3:	1:41.63				(10)				2.90
	Fin:	2:00.32				(11)				3.33

## Suppliers



## Race partners



## Media partners



Number of Competitors: 60    Number of NSAs: 21

Bib	Name Ski	NSA Code	Positions			Partials		Difference Time						
			Pos	Time	Rank	Pos	Time		Rank					
16	HUBER Katharina Fischer	AUT	Run 1:	Int1:	9.36	(26)	I1-I2:	13.16	(20)	0.33				
				Int2:	22.52	(22)					I2-I3:	18.93	(26)	1.06
				Int3:	41.45	(22)					I3-Fin:	18.52	(31)	2.10
				Fin:	59.97	(27)								3.98
			Run 2:	Int1:	10.37	(23)	I1-I2:	14.42	(22)	0.40				
				Int2:	24.79	(24)					I2-I3:	19.00	(11)	1.59
				Int3:	43.79	(22)					I3-Fin:	18.90	(20)	1.56
				Fin:	1:02.69	(21)								2.01
			Total:	Int1:	1:10.34	(28)	3.95							
				Int2:	1:24.76	(24)		4.92						
				Int3:	1:43.76	(23)		5.03						
				Fin:	2:02.66	(22)		5.67						
			17	MIELZYNSKI Erin Atomic	CAN	Run 1:	Int1:	9.34	(23)	I1-I2:	12.78	(9)	0.31	
Int2:	22.12	(12)					I2-I3:	18.43	(9)					0.66
Int3:	40.55	(8)					I3-Fin:	17.31	(7)					1.20
Fin:	57.86	(8)												1.87
Run 2:	Int1:	10.37				(23)	I1-I2:	13.93	(16)	0.40				
	Int2:	24.30				(16)					I2-I3:			1.10
	Int3:										I3-Fin:			
	Fin:	DNF												
Total:	Int1:	1:08.23				(8)	1.84							
	Int2:	1:22.16				(6)		2.32						
	Int3:													
	Fin:	DNF												
18	GALLHUBER Katharina Atomic	AUT				Run 1:	Int1:	9.14	(6)	I1-I2:	13.27	(26)	0.11	
			Int2:	22.41	(20)		I2-I3:	18.80	(19)					0.95
			Int3:	41.21	(19)		I3-Fin:	17.50	(9)					1.86
			Fin:	58.71	(13)									2.72
			Run 2:	Int1:	10.35	(21)	I1-I2:	13.26	(3)	0.38				
				Int2:	23.61	(5)					I2-I3:	18.97	(9)	0.41
				Int3:	42.58	(5)					I3-Fin:	18.70	(15)	0.35
				Fin:	1:01.28	(7)								0.60
			Total:	Int1:	1:09.06	(14)	2.67							
				Int2:	1:22.32	(9)		2.48						
				Int3:	1:41.29	(6)		2.56						
				Fin:	1:59.99	(6)		3.00						
			19	NOENS Nastasia Salomon	FRA	Run 1:	Int1:	9.10	(3)	I1-I2:	12.81	(10)	0.07	
Int2:	21.91	(6)					I2-I3:	18.77	(17)					0.45
Int3:	40.68	(10)					I3-Fin:	17.84	(16)					1.33
Fin:	58.52	(11)												2.53
Run 2:	Int1:	10.34				(20)	I1-I2:	13.45	(8)	0.37				
	Int2:	23.79				(8)					I2-I3:	19.23	(21)	0.59
	Int3:	43.02				(12)					I3-Fin:	18.89	(19)	0.79
	Fin:	1:01.91				(15)								1.23
Total:	Int1:	1:08.86				(12)	2.47							
	Int2:	1:22.31				(8)		2.47						
	Int3:	1:41.54				(9)		2.81						
	Fin:	2:00.43				(13)		3.44						


## Suppliers



## Race partners



## Media partners



Number of Competitors: 60    Number of NSAs: 21

Bib	Name Ski	NSA Code	Positions			Partials		Difference Time		
			Pos	Time	Rank	Pos	Time		Rank	
20	<b>HOLTMANN Mina Fuerst</b> Voelkl	NOR	Run 1:	Int1:	9.12	(4)	I1-I2:	12.88	(11)	0.09
				Int2:	22.00	(10)	I2-I3:	18.62	(14)	0.54
				Int3:	40.62	(9)	I3-Fin:	18.71	(37)	1.27
				Fin:	59.33	(20)				3.34
			Run 2:	Int1:	10.17	(9)	I1-I2:			0.20
				Int2:			I2-I3:			
				Int3:			I3-Fin:			
				Fin:	DNF					
			Total:	Int1:	1:09.50	(20)				3.11
				Int2:						
				Int3:						
				Fin:	DNF					
			21	<b>POPOVIC Leona</b> Voelkl	CRO	Run 1:	Int1:	9.28	(15)	I1-I2:
	Int2:	22.33				(15)	I2-I3:	18.54	(11)	0.87
	Int3:	40.87				(14)	I3-Fin:	17.93	(19)	1.52
	Fin:	58.80				(14)				2.81
Run 2:	Int1:	10.02				(2)	I1-I2:	13.80	(14)	0.05
	Int2:	23.82				(9)	I2-I3:	18.74	(1)	0.62
	Int3:	42.56				(4)	I3-Fin:	18.68	(13)	0.33
	Fin:	1:01.24				(6)				0.56
Total:	Int1:	1:08.82				(11)				2.43
	Int2:	1:22.62				(11)				2.78
	Int3:	1:41.36				(8)				2.63
	Fin:	2:00.04				(7)				3.05
22	<b>TVIBERG Maria Therese</b> Head	NOR				Run 1:	Int1:	9.27	(14)	I1-I2:
				Int2:	22.40	(18)	I2-I3:	19.14	(31)	0.94
				Int3:	41.54	(23)	I3-Fin:	17.27	(6)	2.19
				Fin:	58.81	(15)				2.82
			Run 2:	Int1:	10.44	(28)	I1-I2:	13.50	(10)	0.47
				Int2:	23.94	(13)	I2-I3:	18.95	(8)	0.74
				Int3:	42.89	(9)	I3-Fin:	18.56	(11)	0.66
				Fin:	1:01.45	(8)				0.77
			Total:	Int1:	1:09.25	(17)				2.86
				Int2:	1:22.75	(14)				2.91
				Int3:	1:41.70	(11)				2.97
				Fin:	2:00.26	(9)				3.27
			23	<b>NULLMEYER Ali</b> Atomic	CAN	Run 1:	Int1:	9.45	(38)	I1-I2:
	Int2:	22.63				(26)	I2-I3:	18.60	(13)	1.17
	Int3:	41.23				(21)	I3-Fin:	17.66	(14)	1.88
	Fin:	58.89				(17)				2.90
Run 2:	Int1:	10.18				(10)	I1-I2:	13.02	(1)	0.21
	Int2:	23.20				(1)	I2-I3:	19.03	(14)	0.00
	Int3:	42.23				(1)	I3-Fin:	18.45	(5)	0.00
	Fin:	1:00.68				(1)				0.00
Total:	Int1:	1:09.07				(15)				2.68
	Int2:	1:22.09				(5)				2.25
	Int3:	1:41.12				(5)				2.39
	Fin:	1:59.57				(5)				2.58

## Suppliers



## Race partners



## Media partners





Number of Competitors: 60    Number of NSAs: 21

Bib	Name Ski	NSA Code	Positions Pos	Time		Rank	Pos	Partials		Difference Time						
				Time	Rank			Time	Rank							
24	<b>SPOREK Marie-Therese</b> Atomic	AUT	Run 1:	Int1:	9.50	(43)	I1-I2:	13.14	(19)	0.47						
				Int2:	22.64	(27)					I2-I3:	18.97	(28)	1.18		
				Int3:	41.61	(26)					I3-Fin:	18.45	(30)	2.26		
				Fin:	1:00.06	(28)								4.07		
			Run 2:	Int1:	9.97	(1)	I1-I2:					0.00				
				Int2:									I2-I3:			
				Int3:									I3-Fin:			
				Fin:	DNF											
			Total:	Int1:	1:10.03	(22)						3.64				
				Int2:												
Int3:																
Fin:	DNF															
25	<b>GUEST Charlie</b> Fischer	GBR	Run 1:	Int1:	9.41	(35)	I1-I2:	13.28	(27)	0.38						
				Int2:	22.69	(28)					I2-I3:	18.97	(28)	1.23		
				Int3:	41.66	(29)					I3-Fin:	18.15	(21)	2.31		
				Fin:	59.81	(24)								3.82		
			Run 2:	Int1:	10.29	(18)	I1-I2:	13.84	(15)			0.32				
				Int2:	24.13	(15)							I2-I3:	18.85	(3)	0.93
				Int3:	42.98	(10)							I3-Fin:	18.54	(9)	0.75
				Fin:	1:01.52	(9)										0.84
			Total:	Int1:	1:10.10	(26)						3.71				
				Int2:	1:23.94	(21)										4.10
Int3:	1:42.79	(18)											4.06			
Fin:	2:01.33	(19)											4.34			
26	<b>ANDO Asa</b> Atomic	JPN	Run 1:	Int1:	9.43	(37)	I1-I2:	13.89	(43)	0.40						
				Int2:	23.32	(42)					I2-I3:			1.86		
				Int3:							I3-Fin:					
				Fin:	DNF											
			Total:	DNF												
27	<b>FJALLSTROEM Magdalena</b> Atomic	SWE	Run 1:	Int1:	9.81	(58)	I1-I2:	13.82	(42)	0.78						
				Int2:	23.63	(47)					I2-I3:	19.36	(35)	2.17		
				Int3:	42.99	(40)					I3-Fin:	18.42	(28)	3.64		
				Fin:	1:01.41	(36)								5.42		
			Total:	DNQ												
28	<b>HILZINGER Jessica</b> Atomic	GER	Run 1:	Int1:	9.39	(33)	I1-I2:	13.23	(22)	0.36						
				Int2:	22.62	(25)					I2-I3:	18.94	(27)	1.16		
				Int3:	41.56	(24)					I3-Fin:	18.25	(24)	2.21		
				Fin:	59.81	(24)								3.82		
			Run 2:	Int1:	10.43	(27)	I1-I2:	14.26	(20)			0.46				
				Int2:	24.69	(23)							I2-I3:	19.22	(19)	1.49
				Int3:	43.91	(23)							I3-Fin:	18.80	(18)	1.68
				Fin:	1:02.71	(22)										2.03
			Total:	Int1:	1:10.24	(27)						3.85				
				Int2:	1:24.50	(23)										4.66
Int3:	1:43.72	(22)											4.99			
Fin:	2:02.52	(21)											5.53			

## Suppliers



## Race partners



## Media partners



Number of Competitors: 60    Number of NSAs: 21

Bib	Name Ski	NSA Code	Pos	Positions			Partials		Difference Time								
				Time	Rank	Pos	Time	Rank									
29	DVORNIK Neja Fischer	SLO	Run 1:	Int1:	9.30	(18)	I1-I2:	13.45	(32)	0.27							
				Int2:	22.75	(31)					I2-I3:	18.86	(24)	1.29			
				Int3:	41.61	(26)					I3-Fin:	18.54	(32)	2.26			
				Fin:	1:00.15	(29)								4.16			
			Run 2:	Int1:	10.22	(12)	I1-I2:	13.43	(7)	19.00	(11)	0.45					
				Int2:	23.65	(6)							I2-I3:	19.00	(11)	0.42	
				Int3:	42.65	(6)							I3-Fin:	18.46	(6)	0.42	
				Fin:	1:01.11	(5)										0.43	
			Total:	Int1:	1:10.37	(29)						3.98					
				Int2:	1:23.80	(19)						3.96					
				Int3:	1:42.80	(19)						4.07					
				Fin:	2:01.26	(18)						4.27					
30	AICHER Emma Head	GER	Run 1:	Int1:	9.15	(7)	I1-I2:	13.25	(25)	0.12							
				Int2:	22.40	(18)					I2-I3:	19.42	(37)	0.94			
				Int3:	41.82	(30)					I3-Fin:	18.64	(36)	2.47			
				Fin:	1:00.46	(30)								4.47			
			Run 2:	Int1:	10.07	(4)	I1-I2:	13.34	(5)	19.24	(22)	0.21					
				Int2:	23.41	(3)							I2-I3:	19.24	(22)	0.21	
				Int3:	42.65	(6)							I3-Fin:			0.42	
				Fin:	DNF												
			Total:	Int1:	1:10.53	(30)						4.14					
				Int2:	1:23.87	(20)						4.03					
				Int3:	1:43.11	(21)						4.38					
				Fin:	DNF												
31	HROVAT Meta Salomon	SLO	Run 1:	Int1:	9.67	(53)	I1-I2:	13.43	(31)	0.64							
				Int2:	23.10	(35)					I2-I3:	19.49	(39)	1.64			
				Int3:	42.59	(36)					I3-Fin:	18.57	(34)	3.24			
				Fin:	1:01.16	(35)								5.17			
			Total:	Int1:	DNQ												
				Int2:													
				Int3:													
				Fin:													
			32	DELLA MEA Lara Salomon	ITA	Run 1:	Int1:	9.28	(15)	I1-I2:	13.29	(29)	0.25				
							Int2:	22.57	(24)					I2-I3:	19.00	(30)	1.11
							Int3:	41.57	(25)					I3-Fin:	18.18	(22)	2.22
							Fin:	59.75	(23)								3.76
Run 2:	Int1:	10.33				(19)	I1-I2:					0.36					
	Int2:												I2-I3:				
	Int3:												I3-Fin:				
	Fin:	DNF															
Total:	Int1:	1:10.08				(25)						3.69					
	Int2:																
	Int3:																
	Fin:	DNF															
33	ROSSETTI Marta Head	ITA	Run 1:	Int1:	9.42	(36)	I1-I2:	13.28	(27)	0.39							
				Int2:	22.70	(29)					I2-I3:			1.24			
				Int3:							I3-Fin:						
				Fin:	DNF												
			Total:	Int1:	DNF												
				Int2:													
				Int3:													
				Fin:													
			34	STOFFEL Elena Dynastar	SUI	Run 1:	Int1:	9.51	(45)	I1-I2:	13.79	(41)	0.48				
							Int2:	23.30	(40)					I2-I3:	19.33	(33)	1.84
							Int3:	42.63	(37)					I3-Fin:	18.19	(23)	3.28
							Fin:	1:00.82	(33)								4.83
Total:	Int1:	DNQ															
	Int2:																
	Int3:																
	Fin:																

## Suppliers



## Race partners



## Media partners



Number of Competitors: 60    Number of NSAs: 21

Bib	Name Ski	NSA Code	Pos	Positions			Partials		Difference Time					
				Time	Rank	Pos	Time	Rank						
35	<b>SMART Amelia</b> Atomic	CAN	Run 1:	Int1:	9.55	(50)	I1-I2:	13.67	(37)	0.52				
				Int2:	23.22	(37)					I2-I3:	18.78	(18)	1.76
				Int3:	42.00	(31)					I3-Fin:	17.61	(12)	2.65
				Fin:	59.61	(22)								3.62
			Run 2:	Int1:	10.44	(28)	I1-I2:	13.94	(17)	1.18				
				Int2:	24.38	(18)					I2-I3:	19.02	(13)	1.17
				Int3:	43.40	(16)					I3-Fin:	18.42	(4)	1.14
				Fin:	1:01.82	(13)								1.14
			Total:	Int1:	1:10.05	(23)				3.66				
				Int2:	1:23.99	(22)				4.15				
				Int3:	1:43.01	(20)				4.28				
				Fin:	2:01.43	(20)				4.44				
36	<b>REMME Roni</b> Head	CAN	Run 1:	Int1:	9.13	(5)	I1-I2:	13.23	(22)	0.10				
				Int2:	22.36	(16)					I2-I3:	18.80	(19)	0.90
				Int3:	41.16	(18)					I3-Fin:	18.40	(27)	1.81
				Fin:	59.56	(21)								3.57
			Run 2:	Int1:	10.08	(6)	I1-I2:	13.58	(12)	0.11				
				Int2:	23.66	(7)					I2-I3:	19.34	(24)	0.46
				Int3:	43.00	(11)					I3-Fin:	18.54	(9)	0.77
				Fin:	1:01.54	(10)								0.86
			Total:	Int1:	1:09.64	(21)				3.25				
				Int2:	1:23.22	(17)				3.38				
				Int3:	1:42.56	(17)				3.83				
				Fin:	2:01.10	(17)				4.11				
37	<b>SCHMOTZ Marlene</b> Fischer	GER	Run 1:	Int1:	9.37	(28)	I1-I2:	13.37	(30)	0.34				
				Int2:	22.74	(30)					I2-I3:			1.28
				Int3:							I3-Fin:			
				Fin:	DNF									
			Total:	DNF										
38	<b>LAPANJA Lila</b> Stoeckli	USA	Run 1:	Int1:	9.36	(26)	I1-I2:	13.92	(45)	0.33				
				Int2:	23.28	(39)					I2-I3:	19.56	(41)	1.82
				Int3:	42.84	(38)					I3-Fin:	19.13	(42)	3.49
				Fin:	1:01.97	(39)								5.98
			Total:	DNQ										
39	<b>CAPOVA Gabriela</b> Kaestle	CZE	Run 1:	Int1:	9.46	(40)	I1-I2:	13.73	(39)	0.43				
				Int2:	23.19	(36)					I2-I3:	20.05	(44)	1.73
				Int3:	43.24	(42)					I3-Fin:			3.89
				Fin:	DNF									
			Total:	DNF										
40	<b>LJUTIC Zrinka</b> Rossignol	CRO	Run 1:	Int1:	9.37	(28)	I1-I2:			0.34				
				Int2:							I2-I3:			
				Int3:							I3-Fin:			
				Fin:	DNF									
			Total:	DNF										
41	<b>HENSIEN Katie</b> Rossignol	USA	Run 1:	Int1:	9.71	(56)	I1-I2:	13.53	(35)	0.68				
				Int2:	23.24	(38)					I2-I3:	18.89	(25)	1.78
				Int3:	42.13	(32)					I3-Fin:	18.42	(28)	2.78
				Fin:	1:00.55	(31)								4.56
			Total:	DNQ										

## Suppliers



## Race partners



## Media partners



Number of Competitors: 60    Number of NSAs: 21

Bib	Name Ski	NSA Code	Run	Positions			Partials		Difference Time	
				Pos	Time	Rank	Pos	Time		Rank
42	<b>BOSTROEM MUSSENER Moa</b> Rossignol	SWE	Run 1:	Int1:			I1-I2:			
				Int2:			I2-I3:			
				Int3:			I3-Fin:			
				Fin:		DNS				
				Total:		DNS				
43	<b>KOMSIC Andrea</b> Atomic	CRO	Run 1:	Int1:	9.67	(53)	I1-I2:	13.63	(36)	
				Int2:	23.30	(40)	I2-I3:	19.19	(32)	
				Int3:	42.49	(34)	I3-Fin:	18.28	(25)	
				Fin:	1:00.77	(32)				
				Total:		DNQ				
44	<b>HUDSON Piera</b> Dynastar	NZL	Run 1:	Int1:	9.71	(56)	I1-I2:	14.05	(46)	
				Int2:	23.76	(50)	I2-I3:	20.04	(43)	
				Int3:	43.80	(44)	I3-Fin:	19.12	(41)	
				Fin:	1:02.92	(42)				
				Total:		DNQ				
45	<b>GORNOSTAEVA Anastasia</b> Rossignol	RUS	Run 1:	Int1:	9.69	(55)	I1-I2:	13.78	(40)	
				Int2:	23.47	(45)	I2-I3:	19.45	(38)	
				Int3:	42.92	(39)	I3-Fin:	18.74	(38)	
				Fin:	1:01.66	(38)				
				Total:		DNQ				
46	<b>SAEFVENBERG Charlotta</b> Rossignol	SWE	Run 1:	Int1:	9.32	(22)	I1-I2:	13.49	(33)	
				Int2:	22.81	(32)	I2-I3:	18.81	(21)	
				Int3:	41.62	(28)	I3-Fin:	18.30	(26)	
				Fin:	59.92	(26)				
			Run 2:	Int1:	10.14	(7)	I1-I2:	13.18	(2)	
				Int2:	23.32	(2)	I2-I3:	18.94	(7)	
				Int3:	42.26	(2)	I3-Fin:	18.52	(8)	
				Fin:	1:00.78	(2)				
				Total:	Int1:	1:10.06	(24)			3.67
					Int2:	1:23.24	(18)			3.40
47	<b>EGLOFF Selina</b> Rossignol	SUI	Run 1:	Int1:	9.31	(21)	I1-I2:	14.08	(48)	
				Int2:	23.39	(43)	I2-I3:	20.08	(45)	
				Int3:	43.47	(43)	I3-Fin:	18.74	(38)	
				Fin:	1:02.21	(40)				
				Total:		DNQ				
48	<b>ZIMMERMANN Zoe</b>	USA	Run 1:	Int1:	9.40	(34)	I1-I2:	14.58	(52)	
				Int2:	23.98	(51)	I2-I3:	19.85	(42)	
				Int3:	43.83	(46)	I3-Fin:	18.80	(40)	
				Fin:	1:02.63	(41)				
				Total:		DNQ				
49	<b>ARONSSON ELFMAN Hanna</b> Rossignol	SWE	Run 1:	Int1:			I1-I2:			
				Int2:			I2-I3:			
				Int3:			I3-Fin:			
				Fin:		DNS				
				Total:		DNS				

## Suppliers



## Race partners



## Media partners



Number of Competitors: 60    Number of NSAs: 21

Bib	Name Ski	NSA Code	Run 1:	Positions			Partials		Difference Time	
				Pos	Time	Rank	Pos	Time		Rank
50	<b>MATHIOU Sophie</b> Rossignol	ITA	Run 1:	Int1:	9.55	(50)	I1-I2:	14.05	(46)	0.52
				Int2:	23.60	(46)	I2-I3:	19.40	(36)	2.14
				Int3:	43.00	(41)	I3-Fin:	18.63	(35)	3.65
				Fin:	1:01.63	(37)				5.64
			Total:		DNQ					
51	<b>LAMURE Marie</b> Rossignol	FRA	Run 1:	Int1:	9.15	(7)	I1-I2:			0.12
				Int2:			I2-I3:			
				Int3:			I3-Fin:			
				Fin:	DNF					
			Total:		DNF					
52	<b>LORENZ Bernadette</b> Voelkl	AUT	Run 1:	Int1:	9.54	(47)	I1-I2:	13.90	(44)	0.51
				Int2:	23.44	(44)	I2-I3:			1.98
				Int3:			I3-Fin:			
				Fin:	DNF					
			Total:		DNF					
53	<b>SHKANOVA Maria</b> Augment	BLR	Run 1:	Int1:	9.54	(47)	I1-I2:	13.50	(34)	0.51
				Int2:	23.04	(33)	I2-I3:	19.49	(39)	1.58
				Int3:	42.53	(35)	I3-Fin:	18.54	(32)	3.18
				Fin:	1:01.07	(34)				5.08
			Total:		DNQ					
54	<b>GULLI Anita</b> Voelkl	ITA	Run 1:	Int1:	9.37	(28)	I1-I2:	13.70	(38)	0.34
				Int2:	23.07	(34)	I2-I3:	19.35	(34)	1.61
				Int3:	42.42	(33)	I3-Fin:			3.07
				Fin:	DSQ					
			Total:		DSQ					
55	<b>POHJOLAINEN Rosa</b> Atomic	FIN	Run 1:	Int1:	9.30	(18)	I1-I2:			0.27
				Int2:			I2-I3:			
				Int3:			I3-Fin:			
				Fin:	DNF					
			Total:		DNF					
56	<b>ROUNTREE-WILLIAMS Nicola</b> Voelkl	USA	Run 1:	Int1:	9.51	(45)	I1-I2:	14.48	(51)	0.48
				Int2:	23.99	(52)	I2-I3:			2.53
				Int3:			I3-Fin:			
				Fin:	DNF					
			Total:		DNF					
57	<b>SCHLOSSER Paulina</b> Voelkl	GER	Run 1:	Int1:	9.30	(18)	I1-I2:			0.27
				Int2:			I2-I3:			
				Int3:			I3-Fin:			
				Fin:	DNF					
			Total:		DNF					
58	<b>VANREUSEL Kim</b> Salomon	BEL	Run 1:	Int1:	9.64	(52)	I1-I2:	14.09	(49)	0.61
				Int2:	23.73	(49)	I2-I3:			2.27
				Int3:			I3-Fin:			
				Fin:	DNF					
			Total:		DNF					
59	<b>PYKALAINEN Erika</b> Atomic	FIN	Run 1:	Int1:	9.46	(40)	I1-I2:	14.18	(50)	0.43
				Int2:	23.64	(48)	I2-I3:	20.18	(46)	2.18
				Int3:	43.82	(45)	I3-Fin:			4.47
				Fin:	DNF					
			Total:		DNF					


## Suppliers



## Race partners



## Media partners



Zagreb (CRO)



5th Women's Slalom

TUE 4 JAN 2022

PERFORMANCE ANALYSIS BY BIB

Start Time 16:05

Number of Competitors: 60 Number of NSAs: 21

Bib	Name Ski	NSA		Positions			Partials		Difference Time
		Code	Run 1:	Time	Rank	Pos	Time	Rank	
60	TOTH Zita	HUN	Run 1:	9.54	(47)				0.51
			Int1:			I1-I2:			
			Int2:			I2-I3:			
			Int3:			I3-Fin:			
			Fin:	DNF					
			Total:	DNF					

Intermediate Time Positions : Int. 1 = Inter1 Int. 2 = Inter2 Int. 3 = Inter3

<b>Legend:</b>							
<b>DNF</b>	Did Not Finish	<b>DNQ</b>	Did not qualify	<b>DNS</b>	Did Not Start	<b>DSQ</b>	Disqualified
<b>Fin</b>	Finish	<b>Int</b>	Intermediate	<b>Ix</b>	Intermediate x		
<b>Pos.</b>	Intermediate or speed position						


Suppliers



Race partners



Media partners



**Zagreb (CRO)**


5th Women's Slalom

**FIS WORLD CUP STANDINGS**

20 NOV 2021 Levi (FIN)

21 NOV 2021 Levi (FIN)

28 NOV 2021 Killington (USA)

29 DEC 2021 Lienz (AUT)

4 JAN 2022 Zagreb (CRO)

Number of Competitors: 46, Number of NSAs: 16

Rank	FIS Code	Name	NSA Code	1	2	3	4	5	WC Points	Diff.
1	705423	VLHOVA Petra	SVK	100	100	80	100	100	480	
2	6535237	SHIFFRIN Mikaela	USA	80	80	100	-	80	340	140
3	56388	LIENSBERGER Katharina	AUT	40	32	50	80	60	262	218
4	516280	HOLDENER Wendy	SUI	36	50	60	45	50	241	239
5	206355	DUERR Lena	GER	60	60	45	13	24	202	278
6	516284	GISIN Michelle	SUI	32	45	24	60	26	187	293
7	506399	HECTOR Sara	SWE	29	22	40	26	18	135	345
8	565401	BUCIK Ana	SLO	24	36	22	10	32	124	356
9	506146	SWENN LARSSON Anna	SWE	45	24	29	24	-	122	358
10	56315	TRUPPE Katharina	AUT	9	29	18	50	15	121	359
11	565463	SLOKAR Andreja	SLO	50	16	26	7	-	99	381
12	155728	DUBOVSKA Martina	CZE	20	40	13	22	-	95	385
12	385096	POPOVIC Leona	CRO	13	18	10	18	36	95	385
14	56367	GALLHUBER Katharina	AUT	4	-	-	40	40	84	396
15	539909	MOLTZAN Paula	USA	-	7	36	11	24	78	402
16	107798	NULLMEYER Ali	CAN	18	-	-	12	45	75	405
17	56253	HUBER Katharina	AUT	22	26	-	16	9	73	407
18	107427	ST-GERMAIN Laurence	CAN	14	-	20	29	-	63	417
19	426043	TVIBERG Maria Therese	NOR	-	-	32	-	29	61	419
20	516562	RAST Camille	SUI	-	5	15	36	-	56	424
21	426193	STJERNESUND Th.	NOR	26	22	4	-	-	52	428
21	106961	MIELZYNSKI Erin	CAN	11	10	11	20	-	52	428
23	196806	NOENS Nastasia	FRA	5	4	12	-	20	41	439
24	565491	DVORNIK Neja	SLO	15	12	-	-	13	40	440
25	426100	HOLTMANN Mina Fuerst	NOR	-	-	3	32	-	35	445
26	225518	GUEST Charlie	GBR	-	11	8	-	12	31	449
27	56344	SPORER Marie-Therese	AUT	-	-	15	14	-	29	451
28	507168	AICHER Emma	GER	18	8	-	-	-	26	454
28	56333	MAIR Chiara	AUT	12	-	6	8	-	26	454
30	299699	PETERLINI Martina	ITA	10	15	-	-	-	25	455
30	355061	HILZINGER Jessica	GER	6	9	-	-	10	25	455
32	506583	SAEFVENBERG Charlotta	SWE	8	-	-	-	16	24	456
32	297601	BRIGNONE Federica	ITA	-	-	9	15	-	24	456
34	565471	HROVAT Meta	SLO	-	14	7	-	-	21	459
35	507109	ARONSSON ELFMAN Hanna	SWE	-	-	16	-	-	16	464
36	107583	REMME Roni	CAN	-	-	-	-	14	14	466
37	206497	FILSER Andrea	GER	-	13	-	-	-	13	467
38	107747	SMART Amelia	CAN	-	-	-	-	11	11	469
39	506867	FERMBAECK Elsa	SWE	-	-	-	10	-	10	470
40	185493	POHJOLAINEN Rosa	FIN	7	-	-	-	-	7	473
41	426187	LYSDAHL Kristin	NOR	-	6	-	-	-	6	474
41	516504	DANIOTH Aline	SUI	-	-	-	6	-	6	474
41	516426	STOFFEL Elena	SUI	-	-	6	-	-	6	474
44	507046	BOSTROEM MUSSENER Moa	SWE	-	-	-	5	-	5	475
45	306977	MUKOGAWA Sakurako	JPN	-	-	-	4	-	4	476
46	185430	HONKANEN Riikka	FIN	-	3	-	-	-	3	477

<b>Legend:</b>	-	No points	Diff.	Difference	WC	World Cup
----------------	---	-----------	-------	------------	----	-----------

**Zagreb (CRO)**

5th Women's Slalom

**OVERALL FIS WORLD CUP STANDINGS**

Number of Competitors: 112, Number of NSAs: 20

Rank	FIS Code	Name	NSA Code	WC Points	Diff.	DH 3 races	SL 5 races	GS 4 races	SG 4 races	AC 0 races	PAR 1 race
1	6535237	SHIFFRIN Mikaela	USA	830		5 (37)	340 (2)	280 (1)	205 (4)	-	-
2	705423	VLHOVA Petra	SVK	715	115	-	480 (1)	235 (3)	-	-	-
3	298323	GOGGIA Sofia	ITA	657	173	300 (1)	-	37 (23)	320 (1)	-	-
4	506399	HECTOR Sara	SWE	442	388	-	135 (7)	262 (2)	-	-	45 (5)
5	297601	BRIGNONE Federica	ITA	407	423	70 (10)	24 (32)	86 (10)	227 (2)	-	-
6	516284	GISIN Michelle	SUI	359	471	26 (24)	187 (6)	102 (7)	44 (22)	-	-
7	56087	SIEBENHOFER Ramona	AUT	341	489	124 (5)	-	118 (5)	99 (7)	-	-
8	56388	LIENSBERGER Katharina	AUT	333	497	-	262 (3)	56 (18)	-	-	15 (16)
9	425929	MOWINCKEL Ragnhild	NOR	330	500	62 (11)	-	110 (6)	158 (6)	-	-
10	6535455	JOHNSON Breezy	USA	322	508	240 (2)	-	-	82 (10)	-	-
11	516280	HOLDENER Wendy	SUI	314	516	-	241 (4)	28 (29)	45 (21)	-	-
12	516138	GUT-BEHRAMI Lara	SUI	298	532	22 (28)	-	80 (12)	180 (5)	-	16 (15)
13	297910	CURTONI Elena	ITA	283	547	56 (13)	-	11 (38)	216 (3)	-	-
14	56125	PUCHNER Mirjam	AUT	244	586	152 (3)	-	-	92 (9)	-	-
15	206355	DUERR Lena	GER	238	592	-	202 (5)	-	-	-	36 (7)
15	299276	BASSINO Marta	ITA	238	592	9 (33)	-	100 (8)	79 (11)	-	50 (4)
17	565463	SLOKAR Andreja	SLO	233	597	-	99 (11)	34 (26)	-	-	100 (1)
18	196928	WORLEY Tessa	FRA	232	598	-	-	227 (4)	5 (43)	-	-
19	516319	SUTER Corinne	SUI	227	603	145 (4)	-	13 (36)	69 (14)	-	-
20	56315	TRUPPE Katharina	AUT	213	617	-	121 (10)	81 (11)	-	-	11 (20)
21	56128	HUETTER Cornelia	AUT	168	662	101 (7)	-	-	67 (16)	-	-
22	565401	BUCIK Ana	SLO	161	669	-	124 (8)	37 (23)	-	-	-
23	426193	STJERNESUND Th.	NOR	158	672	-	52 (21)	26 (30)	-	-	80 (2)
24	516562	RAST Camille	SUI	149	681	-	56 (20)	87 (9)	-	-	6 (25)
25	56088	TIPPLER Tamara	AUT	145	685	46 (14)	-	-	99 (7)	-	-
26	426043	TVIBERG Maria Therese	NOR	136	694	-	61 (19)	68 (15)	-	-	7 (24)
27	539909	MOLTZAN Paula	USA	130	700	-	78 (15)	52 (20)	-	-	-
28	506146	SWENN LARSSON Anna	SWE	122	708	-	122 (9)	-	-	-	-
29	299630	DELAGO Nadia	ITA	117	713	112 (6)	-	-	5 (43)	-	-
30	56256	RAEDLER Ariane	AUT	113	717	34 (19)	-	-	79 (11)	-	-
30	426100	HOLTMANN Mina Fuerst	NOR	113	717	-	35 (25)	78 (14)	-	-	-
32	516248	FLURY Jasmine	SUI	112	718	37 (17)	-	-	75 (13)	-	-
33	435334	GASIENICA-DANI.	POL	106	724	-	-	80 (12)	2 (45)	-	24 (11)
34	105269	GAGNON Marie-Michele	CAN	105	725	44 (15)	-	-	61 (18)	-	-
35	56253	HUBER Katharina	AUT	103	727	-	73 (17)	30 (28)	-	-	-
36	56198	SCHEYER Christine	AUT	102	728	73 (8)	-	-	29 (26)	-	-
37	516185	HAEHLEN Joana	SUI	98	732	31 (21)	-	-	67 (16)	-	-
38	206668	WEIDLE Kira	GER	97	733	62 (11)	-	-	35 (25)	-	-
39	155728	DUBOVSKA Martina	CZE	95	735	-	95 (12)	-	-	-	-
39	385096	POPOVIC Leona	CRO	95	735	-	95 (12)	-	-	-	-
41	415232	ROBINSON Alice	NZL	92	738	-	-	24 (32)	68 (15)	-	-
42	56217	BRUNNER Stephanie	AUT	90	740	-	-	61 (17)	-	-	29 (9)
43	197497	MIRADOLI Romane	FRA	88	742	34 (19)	-	-	54 (20)	-	-
44	56367	GALLHUBER Katharina	AUT	87	743	-	84 (14)	-	-	-	3 (28)
44	565471	HROVAT Meta	SLO	87	743	-	21 (34)	66 (16)	-	-	-
46	197124	FRASSE SOMBET Coralie	FRA	80	750	-	-	54 (19)	-	-	26 (10)
47	107798	NULLMEYER Ali	CAN	75	755	-	75 (16)	-	-	-	-
48	565360	STUHEC Ilka	SLO	71	759	71 (9)	-	-	-	-	-
49	297702	MARSAGLIA Francesca	ITA	68	762	13 (32)	-	-	55 (19)	-	-
50	56174	HAASER Ricarda	AUT	67	763	1 (41)	-	50 (21)	16 (35)	-	-
51	426187	LYSDAHL Kristin	NOR	66	764	-	6 (41)	-	-	-	60 (3)
52	197641	GAUCHE Laura	FRA	65	765	25 (26)	-	-	40 (23)	-	-
53	107427	ST-GERMAIN Laurence	CAN	63	767	-	63 (18)	-	-	-	-
54	299466	DELAGO Nicol	ITA	61	769	42 (16)	-	-	19 (33)	-	-
55	516219	NUFER Priska	SUI	53	777	25 (26)	-	-	28 (27)	-	-
56	106961	MIELZYNSKI Erin	CAN	52	778	-	52 (21)	-	-	-	-
57	155763	LEDECKA Ester	CZE	51	779	31 (21)	-	-	20 (31)	-	-
58	516283	ELLENBERGER Andrea	SUI	47	783	-	-	25 (31)	-	-	22 (12)
58	56417	FEST Nadine	AUT	47	783	27 (23)	-	-	20 (31)	-	-
60	6535773	O BRIEN Nina	USA	46	784	-	-	45 (22)	-	-	1 (30)
60	565491	DVORNIK Neja	SLO	46	784	-	40 (24)	6 (44)	-	-	-
62	56177	VENIER Stephanie	AUT	45	785	36 (18)	-	-	9 (42)	-	-
63	197616	ALPHAND Estelle	SWE	43	787	-	-	33 (27)	-	-	10 (21)
64	565373	ROBNIK Tina	SLO	41	789	-	-	9 (41)	-	-	32 (8)



**Zagreb (CRO)**

5th Women's Slalom

**OVERALL FIS WORLD CUP STANDINGS**

Number of Competitors: 112, Number of NSAs: 20

Rank	FIS Code	Name	NSA Code	WC Points	Diff.	DH 3 races	SL 5 races	GS 4 races	SG 4 races	AC 0 races	PAR 1 race
64	196806	NOENS Nastasia	FRA	41	789	-	41 (23)	-	-	-	-
66	426324	MONSEN Marte	NOR	40	790	-	-	-	-	-	40 (6)
66	56311	REISINGER Elisabeth	AUT	40	790	22 (28)	-	-	18 (34)	-	-
68	507168	AICHER Emma	GER	38	792	-	26 (28)	-	-	-	12 (19)
69	197383	GAUTHIER Tiffany	FRA	37	793	-	-	-	37 (24)	-	-
69	516268	WILD Simone	SUI	37	793	-	-	23 (33)	-	-	14 (17)
71	107613	GRENIER Valerie	CAN	36	794	-	-	36 (25)	-	-	-
72	56333	MAIR Chiara	AUT	34	796	-	26 (28)	-	-	-	8 (23)
73	56373	MOERZINGER Elisa	AUT	32	798	-	-	12 (37)	-	-	20 (13)
74	225518	GUEST Charlie	GBR	31	799	-	31 (26)	-	-	-	-
75	56344	SPORER Marie-Therese	AUT	29	801	-	29 (27)	-	-	-	-
76	516521	KOLLY Noemie	SUI	28	802	7 (34)	-	-	21 (29)	-	-
77	197956	CERUTTI Camille	FRA	27	803	2 (40)	-	-	25 (28)	-	-
77	485941	PLESHKOVA Julia	RUS	27	803	6 (36)	-	-	21 (29)	-	-
79	206497	FILSER Andrea	GER	26	804	-	13 (37)	-	-	-	13 (18)
79	506701	HOERNBLAD Lisa	SWE	26	804	26 (24)	-	-	-	-	-
81	299699	PETERLINI Martina	ITA	25	805	-	25 (30)	-	-	-	-
81	355061	HILZINGER Jessica	GER	25	805	-	25 (30)	-	-	-	-
83	506583	SAEFVENBERG Charlotta	SWE	24	806	-	24 (32)	-	-	-	-
84	565320	FERK Marusa	SLO	22	808	7 (34)	-	-	15 (37)	-	-
84	299383	MELESI Roberta	ITA	22	808	-	-	8 (43)	14 (40)	-	-
86	507109	ARONSSON ELFMAN Hanna	SWE	21	809	-	16 (35)	5 (45)	-	-	-
87	225525	TILLEY Alex	GBR	20	810	-	-	20 (34)	-	-	-
87	197651	DIREZ Clara	FRA	20	810	-	-	11 (38)	-	-	9 (22)
89	6536392	HURT A J	USA	19	811	-	-	14 (35)	-	-	5 (26)
90	516407	KASPER Vanessa	SUI	18	812	-	-	-	-	-	18 (14)
91	55970	SCHMIDHOFER Nicole	AUT	16	814	-	-	-	16 (35)	-	-
91	539536	WILES Jacqueline	USA	16	814	15 (30)	-	-	1 (47)	-	-
93	516517	JENAL Stephanie	SUI	15	815	-	-	-	15 (37)	-	-
93	298694	PICHLER Karoline	ITA	15	815	-	-	-	15 (37)	-	-
95	107583	REMME Roni	CAN	14	816	-	14 (36)	-	-	-	-
95	56224	MAIER Sabrina	AUT	14	816	14 (31)	-	-	-	-	-
97	715171	MUZAFERIJA Elvedina	BIH	13	817	-	-	-	13 (41)	-	-
98	435432	LUCZAK Magdalena	POL	11	819	-	-	11 (38)	-	-	-
98	107747	SMART Amelia	CAN	11	819	-	11 (38)	-	-	-	-
98	56392	GRITSCH Franziska	AUT	11	819	-	-	9 (41)	-	-	2 (29)
101	506867	FERMBAECK Elsa	SWE	10	820	-	10 (39)	-	-	-	-
102	185493	POHJOLAINEN Rosa	FIN	7	823	-	7 (40)	-	-	-	-
102	516394	SUTER Jasmina	SUI	7	823	3 (39)	-	-	-	-	4 (27)
104	516504	DANIOTH Aline	SUI	6	824	-	6 (41)	-	-	-	-
104	516426	STOFFEL Elena	SUI	6	824	-	6 (41)	-	-	-	-
106	507046	BOSTROEM MUSSENER Moa	SWE	5	825	-	5 (44)	-	-	-	-
107	6535791	WRIGHT Isabella	USA	4	826	4 (38)	-	-	-	-	-
107	306977	MUKOGAWA Sakurako	JPN	4	826	-	4 (45)	-	-	-	-
109	185430	HONKANEN Riikka	FIN	3	827	-	3 (46)	-	-	-	-
109	206532	SCHMOTZ Marlene	GER	3	827	-	-	3 (46)	-	-	-
111	6536213	CASHMAN Keely	USA	2	828	-	-	-	2 (45)	-	-
111	507011	LOEBLOM Hilma	SWE	2	828	-	-	2 (47)	-	-	-

Legend:		AC	Alpine Combined	DH	Downhill	Diff.	Difference
-	No points	PAR	Parallel	SG	Super-G	SL	Slalom
GS	Giant Slalom						
WC	World Cup						

**Zagreb (CRO)**

**5th Women's Slalom  
FIS WCSL LIST**

20 NOV 2021 Levi (FIN)

21 NOV 2021 Levi (FIN)

28 NOV 2021 Killington (USA)

29 DEC 2021 Lienz (AUT)

4 JAN 2022 Zagreb (CRO)

**Number of Competitors: 65, Number of NSAs: 16**

Rank	FIS Code	Name	NSA Code	1	2	3	4	5	Base	- X	+ Y =	WCSL-SL
1	705423	VLHOVA Petra	SVK	100	100	80	100	100	732	366	480	846
2	6535237	SHIFFRIN Mikaela	USA	80	80	100	-	80	715	358	340	697
3	56388	LIENSBERGER Katharina	AUT	40	32	50	80	60	790	395	262	657
4	516280	HOLDENER Wendy	SUI	36	50	60	45	50	465	233	241	473
5	516284	GISIN Michelle	SUI	32	45	24	60	26	491	246	187	432
6	206355	DUERR Lena	GER	60	60	45	13	24	253	127	202	328
7	506146	SWENN LARSSON Anna	SWE	45	24	29	24	-	224	112	122	234
8	506399	HECTOR Sara	SWE	29	22	40	26	18	145	73	135	207
9	565401	BUCIK Ana	SLO	24	36	22	10	32	154	77	124	201
10	56315	TRUPPE Katharina	AUT	9	29	18	50	15	138	69	121	190
11	155728	DUBOVSKA Martina	CZE	20	40	13	22	-	188	94	95	189
12	107427	ST-GERMAIN Laurence	CAN	14	-	20	29	-	224	112	63	175
13	565463	SLOKAR Andreja	SLO	50	16	26	7	-	142	71	99	170
13	539909	MOLTZAN Paula	USA	-	7	36	11	24	185	93	78	170
15	56333	MAIR Chiara	AUT	12	-	6	8	-	233	117	26	142
16	56367	GALLHUBER Katharina	AUT	4	-	-	40	40	108	54	84	138
17	426187	LYSDAHL Kristin	NOR	-	6	-	-	-	263	132	6	137
18	56253	HUBER Katharina	AUT	22	26	-	16	9	92	46	73	119
19	516562	RAST Camille	SUI	-	5	15	36	-	125	63	56	118
20	385096	POPOVIC Leona	CRO	13	18	10	18	36	34	17	95	112
21	106961	MIELZYNSKI Erin	CAN	11	10	11	20	-	108	54	52	106
22	107798	NULLMEYER Ali	CAN	18	-	-	12	45	49	25	75	99
23	196806	NOENS Nastasia	FRA	5	4	12	-	20	113	57	41	97
24	426043	TVIBERG Maria Therese	NOR	-	-	32	-	29	48	24	61	85
25	426193	STJERNESUND Th.	NOR	26	22	4	-	-	58	29	52	81
26	426100	HOLTMANN Mina Fuerst	NOR	-	-	3	32	-	73	37	35	71
27	56392	GRITSCH Franziska	AUT	-	-	-	-	-	140	70	-	70
28	516504	DANIOTH Aline	SUI	-	-	-	6	-	108	54	6	60
29	425879	RIIS-JOHANNESS.	NOR	-	-	-	-	-	107	54	-	53
30	299699	PETERLINI Martina	ITA	10	15	-	-	-	54	27	25	52
31	225518	GUEST Charlie	GBR	-	11	8	-	12	36	18	31	49
32	296509	CURTONI Irene	ITA	-	-	-	-	-	93	47	-	46
33	297601	BRIGNONE Federica	ITA	-	-	9	15	-	40	20	24	44
34	565491	DVORNIK Neja	SLO	15	12	-	-	13	3	2	40	41
35	56344	SPORER Marie-Therese	AUT	-	-	15	14	-	23	12	29	40
36	355061	HILZINGER Jessica	GER	6	9	-	-	10	23	12	25	36
36	506341	WIKSTROEM Emelie	SWE	-	-	-	-	-	72	36	-	36
38	506583	SAEFVENBERG Charlotta	SWE	8	-	-	-	16	18	9	24	33
39	516528	MEILLARD Melanie	SUI	-	-	-	-	-	60	30	-	30
39	307493	ANDO Asa	JPN	-	-	-	-	-	61	31	-	30
39	506664	FJAELLSTROEM Magdalena	SWE	-	-	-	-	-	61	31	-	30
42	507168	AICHER Emma	GER	18	8	-	-	-	-	-	26	26
43	565471	HROVAT Meta	SLO	-	14	7	-	-	8	4	21	25
43	206497	FILSER Andrea	GER	-	13	-	-	-	24	12	13	25
45	506867	FERMBAECK Elsa	SWE	-	-	-	10	-	28	14	10	24
46	6535773	O BRIEN Nina	USA	-	-	-	-	-	47	24	-	23
47	516426	STOFFEL Elena	SUI	-	-	6	-	-	28	14	6	20
48	107747	SMART Amelia	CAN	-	-	-	-	11	12	6	11	17
48	6295165	ROSSETTI Marta	ITA	-	-	-	-	-	35	18	-	17
50	507109	ARONSSON ELFMAN Hanna	SWE	-	-	16	-	-	-	-	16	16
51	107583	REMME Roni	CAN	-	-	-	-	14	-	-	14	14
52	185493	POHJOLAINEN Rosa	FIN	7	-	-	-	-	4	2	7	9
53	299276	BASSINO Marta	ITA	-	-	-	-	-	13	7	-	6
53	56551	EGGER Magdalena	AUT	-	-	-	-	-	12	6	-	6
53	6536171	HENSIEN Katie	USA	-	-	-	-	-	13	7	-	6

**Zagreb (CRO)**

**5th Women's Slalom  
FIS WCSL LIST**

20 NOV 2021 Levi (FIN)

21 NOV 2021 Levi (FIN)

28 NOV 2021 Killington (USA)

29 DEC 2021 Lienz (AUT)

4 JAN 2022 Zagreb (CRO)

**Number of Competitors: 65, Number of NSAs: 16**

Rank	FIS Code	Name	NSA Code	1	2	3	4	5	Base	-	X	+	Y	=	WCSL-SL
56	507046	BOSTROEM MUSSENER Moa	SWE	-	-	-	5	-	-	-	5				5
56	426303	NORBYE Kaja	NOR	-	-	-	-	-	11	6	-				5
56	56032	SCHILD Bernadette	AUT	-	-	-	-	-	11	6	-				5
59	306977	MUKOGAWA Sakurako	JPN	-	-	-	4	-	-	-	4				4
60	185430	HONKANEN Riikka	FIN	-	3	-	-	-	-	-	3				3
60	197540	FORNI Josephine	FRA	-	-	-	-	-	7	4	-				3
60	539927	LAPANJA Lila	USA	-	-	-	-	-	6	3	-				3
60	206536	WALLNER Marina	GER	-	-	-	-	-	7	4	-				3
64	6536392	HURT A J	USA	-	-	-	-	-	2	1	-				1
64	299983	GULLI Anita	ITA	-	-	-	-	-	3	2	-				1

**Number of competitors per NSA in the top 60**

AUT:	9	CAN:	5	CRO:	1	CZE:	1	FIN:	2	FRA:	1
GBR:	1	GER:	4	ITA:	5	JPN:	2	NOR:	6	SLO:	4
SUI:	6	SVK:	1	SWE:	8	USA:	4				

Legend:	
-	No points
WCSL-SL	FIS World Cup Start List points for Slalom
X	(Base/number of planned races in the current season) *(number of completed races in the current season)
Y	FIS World Cup points won in the current season

**Zagreb (CRO)**

5th Women's Slalom

**OVERALL FIS WCSL LIST**

Number of Competitors: 152, Number of NSAs: 22

Rank	FIS Code	Name	NSA Code	WCSL	Diff.	DH 3 races	SL 5 races	GS 4 races	SG 4 races	AC 0 races	PAR 1 race
1	6535237	SHIFFRIN Mikaela	USA	1623		5 (52)	697 (2)	580 (1)	241 (7)	100 (1)	-
2	705423	VLHOVA Petra	SVK	1606	17	115 (21)	846 (1)	453 (3)	112 (19)	80 (2)	-
3	516138	GUT-BEHRAMI Lara	SUI	1216	407	332 (4)	-	313 (7)	555 (1)	-	16 (15)
4	298323	GOGGIA Sofia	ITA	1147	476	636 (1)	-	139 (15)	372 (3)	-	-
5	516284	GISIN Michelle	SUI	1127	496	158 (14)	432 (5)	350 (6)	127 (15)	60 (3)	-
6	297601	BRIGNONE Federica	ITA	926	697	137 (17)	44 (33)	309 (8)	436 (2)	-	-
7	56388	LIENSBERGER Katharina	AUT	883	740	-	657 (3)	211 (11)	-	-	15 (16)
8	516319	SUTER Corinne	SUI	838	785	502 (2)	-	33 (35)	303 (4)	-	-
9	299276	BASSINO Marta	ITA	806	817	40 (33)	6 (53)	440 (4)	230 (8)	40 (6)	50 (4)
10	56087	SIEBENHOFER Ramona	AUT	689	934	291 (6)	-	249 (9)	104 (20)	45 (5)	-
11	297910	CURTONI Elena	ITA	636	987	223 (8)	-	65 (28)	298 (5)	50 (4)	-
12	506399	HECTOR Sara	SWE	632	991	-	207 (8)	380 (5)	-	-	45 (5)
13	516280	HOLDENER Wendy	SUI	630	993	-	473 (4)	84 (23)	73 (29)	-	-
14	6535455	JOHNSON Breezy	USA	605	1018	491 (3)	-	-	114 (18)	-	-
15	196928	MORLEY Tessa	FRA	553	1070	-	-	483 (2)	70 (31)	-	-
16	425929	MOWINCKEL Ragnhild	NOR	551	1072	121 (20)	-	175 (14)	226 (9)	29 (9)	-
17	56088	TIPPLER Tamara	AUT	503	1120	219 (9)	-	-	284 (6)	-	-
18	155763	LEDECKA Ester	CZE	441	1182	210 (10)	-	7 (55)	192 (10)	32 (8)	-
19	56125	PUCHNER Mirjam	AUT	369	1254	248 (7)	-	-	121 (16)	-	-
19	206668	WEIDLE Kira	GER	369	1254	303 (5)	-	-	66 (32)	-	-
21	206355	DUERR Lena	GER	364	1259	-	328 (6)	-	-	-	36 (7)
22	56315	TRUPPE Katharina	AUT	329	1294	-	190 (10)	128 (18)	-	-	11 (20)
23	565463	SLOKAR Andreja	SLO	321	1302	-	170 (13)	51 (29)	-	-	100 (1)
24	415232	ROBINSON Alice	NZL	311	1312	-	-	221 (10)	90 (26)	-	-
25	105269	GAGNON Marie-Michele	CAN	308	1315	148 (15)	-	-	160 (11)	-	-
26	565401	BUCIK Ana	SLO	284	1339	-	201 (9)	83 (24)	-	-	-
27	426257	LIE Kajsa Vickhoff	NOR	261	1362	125 (19)	-	-	136 (14)	-	-
28	55970	SCHMIDHOFER Nicole	AUT	260	1363	108 (24)	-	-	152 (12)	-	-
29	539909	MOLTZAN Paula	USA	245	1378	-	170 (13)	75 (26)	-	-	-
30	516248	FLURY Jasmine	SUI	241	1382	145 (16)	-	-	96 (24)	-	-
31	506146	SWENN LARSSON Anna	SWE	234	1389	-	234 (7)	-	-	-	-
31	435334	GASIENICA-DANI.	POL	234	1389	-	-	184 (13)	4 (61)	22 (12)	24 (11)
33	565471	HROVAT Meta	SLO	231	1392	-	25 (43)	206 (12)	-	-	-
34	516219	NUFER Priska	SUI	226	1397	112 (22)	-	13 (45)	101 (22)	-	-
35	516562	RAST Camille	SUI	217	1406	-	118 (19)	93 (20)	-	-	6 (25)
36	426187	LYSDAHL Kristin	NOR	209	1414	-	137 (17)	12 (47)	-	-	60 (3)
36	426100	HOLTMANN Mina Fuerst	NOR	209	1414	-	71 (26)	138 (16)	-	-	-
38	56198	SCHEYER Christine	AUT	205	1418	109 (23)	-	-	96 (24)	-	-
39	56128	HUETTER Cornelia	AUT	201	1422	128 (18)	-	-	73 (29)	-	-
39	299624	PIROVANO Laura	ITA	201	1422	169 (13)	-	3 (62)	29 (43)	-	-
41	297702	MARSAGLIA Francesca	ITA	196	1427	53 (31)	-	-	143 (13)	-	-
41	56174	HAASER Ricarda	AUT	196	1427	37 (34)	-	85 (22)	74 (28)	-	-
43	565360	STUHEC Ilka	SLO	195	1428	185 (12)	-	-	10 (53)	-	-
43	299630	DELAGO Nadia	ITA	195	1428	190 (11)	-	-	5 (58)	-	-
45	155728	DUBOVSKA Martina	CZE	189	1434	-	189 (11)	-	-	-	-
46	426193	STJERNESUND Th.	NOR	187	1436	-	81 (25)	26 (40)	-	-	80 (2)
47	197497	MIRADOLI Romane	FRA	183	1440	70 (28)	-	12 (47)	101 (22)	-	-
48	107427	ST-GERMAIN Laurence	CAN	175	1448	-	175 (12)	-	-	-	-
49	56256	RAEDLER Ariane	AUT	173	1450	57 (30)	-	-	116 (17)	-	-
49	516185	HAEHLEN Joana	SUI	173	1450	70 (28)	-	-	103 (21)	-	-
51	426043	TVIBERG Maria Therese	NOR	170	1453	-	85 (24)	78 (25)	-	-	7 (24)
52	56253	HUBER Katharina	AUT	169	1454	-	119 (18)	30 (37)	-	20 (13)	-
53	56217	BRUNNER Stephanie	AUT	161	1462	-	-	132 (17)	-	-	29 (9)
54	56328	ORTLIEB Nina	AUT	160	1463	108 (24)	-	-	52 (34)	-	-
55	56333	MAIR Chiara	AUT	150	1473	-	142 (15)	-	-	-	8 (23)
56	6535773	O BRIEN Nina	USA	142	1481	-	23 (46)	118 (19)	-	-	1 (30)
57	56367	GALLHUBER Katharina	AUT	141	1482	-	138 (16)	-	-	-	3 (28)
58	197641	GAUCHE Laura	FRA	139	1484	37 (34)	-	-	66 (32)	36 (7)	-
59	56177	VENIER Stephanie	AUT	133	1490	92 (26)	-	-	41 (36)	-	-
60	56392	GRITSCH Franziska	AUT	132	1491	-	70 (27)	36 (34)	-	24 (11)	2 (29)
61	299466	DELAGO Nicol	ITA	126	1497	78 (27)	-	-	48 (35)	-	-
62	385096	POPOVIC Leona	CRO	112	1511	-	112 (20)	-	-	-	-
62	197124	FRASSE SOMBET Coralie	FRA	112	1511	-	-	86 (21)	-	-	26 (10)
64	106961	MIELZYNSKI Erin	CAN	106	1517	-	106 (21)	-	-	-	-

**Zagreb (CRO)**

5th Women's Slalom

**OVERALL FIS WCSL LIST**

Number of Competitors: 152, Number of NSAs: 22

Rank	FIS Code	Name	NSA Code	WCSL	Diff.	DH 3 races	SL 5 races	GS 4 races	SG 4 races	AC 0 races	PAR 1 race
65	197383	GAUTHIER Tiffany	FRA	100	1523	16 (44)	-	-	84 (27)	-	-
66	107798	NULLMEYER Ali	CAN	99	1524	-	99 (22)	-	-	-	-
67	196806	NOENS Nastasia	FRA	97	1526	-	97 (23)	-	-	-	-
68	516394	SUTER Jasmina	SUI	88	1535	53 (31)	-	-	31 (42)	-	4 (27)
69	565320	FERK Marusa	SLO	74	1549	9 (46)	-	-	39 (37)	26 (10)	-
70	565373	ROBNIK Tina	SLO	72	1551	-	-	40 (30)	-	-	32 (8)
71	107613	GRENIER Valerie	CAN	70	1553	-	-	70 (27)	-	-	-
72	56417	FEST Nadine	AUT	69	1554	36 (36)	-	-	33 (40)	-	-
73	516283	ELLENBERGER Andrea	SUI	61	1562	-	-	39 (31)	-	-	22 (12)
74	516504	DANIOTH Aline	SUI	60	1563	-	60 (28)	-	-	-	-
75	6535791	WRIGHT Isabella	USA	59	1564	31 (39)	-	-	10 (53)	18 (14)	-
76	565491	DVORNIK Neja	SLO	58	1565	-	41 (34)	17 (43)	-	-	-
77	56311	REISINGER Elisabeth	AUT	57	1566	34 (37)	-	-	23 (45)	-	-
78	197616	ALPHAND Estelle	SWE	53	1570	-	-	38 (33)	5 (58)	-	10 (21)
78	516268	WILD Simone	SUI	53	1570	-	-	39 (31)	-	-	14 (17)
78	425879	RIIS-JOHANNESS.	NOR	53	1570	-	53 (29)	-	-	-	-
81	299699	PETERLINI Martina	ITA	52	1571	-	52 (30)	-	-	-	-
81	299383	MELESI Roberta	ITA	52	1571	6 (50)	-	12 (47)	34 (38)	-	-
83	485941	PLESHKOVA Julia	RUS	51	1572	19 (43)	-	-	32 (41)	-	-
84	516521	KOLLY Noemie	SUI	50	1573	16 (44)	-	-	34 (38)	-	-
85	206497	FILSER Andrea	GER	49	1574	-	25 (43)	11 (50)	-	-	13 (18)
85	225518	GUEST Charlie	GBR	49	1574	-	49 (31)	-	-	-	-
87	56373	MOERZINGER Elisa	AUT	46	1577	-	-	26 (40)	-	-	20 (13)
87	296509	CURTONI Irene	ITA	46	1577	-	46 (32)	-	-	-	-
89	516528	MEILLARD Melanie	SUI	44	1579	-	30 (39)	14 (44)	-	-	-
90	426324	MONSEN Marte	NOR	40	1583	-	-	-	-	-	40 (6)
90	56344	SPOERER Marie-Therese	AUT	40	1583	-	40 (35)	-	-	-	-
90	197651	DIREZ Clara	FRA	40	1583	-	-	31 (36)	-	-	9 (22)
93	507168	AICHER Emma	GER	38	1585	-	26 (42)	-	-	-	12 (19)
93	6536213	CASHMAN Keely	USA	38	1585	20 (42)	-	-	18 (47)	-	-
95	6536392	HURT A J	USA	37	1586	-	1 (64)	27 (39)	4 (61)	-	5 (26)
96	355061	HILZINGER Jessica	GER	36	1587	-	36 (36)	-	-	-	-
96	506341	WIKSTROEM Emelie	SWE	36	1587	-	36 (36)	-	-	-	-
98	307493	ANDO Asa	JPN	35	1588	-	30 (39)	5 (58)	-	-	-
99	506664	FJAELLSTROEM Magdalena	SWE	34	1589	-	30 (39)	4 (61)	-	-	-
100	506583	SAEFVENBERG Charlotta	SWE	33	1590	-	33 (38)	-	-	-	-
101	56224	MAIER Sabrina	AUT	32	1591	32 (38)	-	-	-	-	-
102	539536	WILES Jacqueline	USA	31	1592	30 (40)	-	-	1 (67)	-	-
103	405138	JELINKOVA Adriana	NED	28	1595	-	-	28 (38)	-	-	-
103	56268	HEIDER Michaela	AUT	28	1595	8 (49)	-	-	20 (46)	-	-
105	197956	CERUTTI Camille	FRA	27	1596	2 (53)	-	-	25 (44)	-	-
105	56241	SCHNEEBERGER Rosina	AUT	27	1596	9 (46)	-	2 (64)	16 (48)	-	-
107	506701	HOERNBLAD Lisa	SWE	26	1597	26 (41)	-	-	-	-	-
108	6535600	MERRYWEATHER Alice	USA	25	1598	9 (46)	-	-	16 (48)	-	-
109	225525	TILLEY Alex	GBR	24	1599	-	-	24 (42)	-	-	-
109	516407	KASPER Vanessa	SUI	24	1599	-	-	6 (57)	-	-	18 (14)
109	506867	FERMBAECK Elsa	SWE	24	1599	-	24 (45)	-	-	-	-
112	507109	ARONSSON ELFMAN Hanna	SWE	21	1602	-	16 (50)	5 (58)	-	-	-
113	516426	STOFFEL Elena	SUI	20	1603	-	20 (47)	-	-	-	-
114	107747	SMART Amelia	CAN	17	1606	-	17 (48)	-	-	-	-
114	6295165	ROSSETTI Marta	ITA	17	1606	-	17 (48)	-	-	-	-
116	45331	SMALL Greta	AUS	16	1607	-	-	-	-	16 (15)	-
117	516517	JENAL Stephanie	SUI	15	1608	-	-	-	15 (50)	-	-
117	298694	PICHLER Karoline	ITA	15	1608	-	-	-	15 (50)	-	-
117	426303	NORBYE Kaja	NOR	15	1608	-	5 (56)	10 (52)	-	-	-
117	56416	SCHEIB Julia	AUT	15	1608	-	-	13 (45)	2 (65)	-	-
121	107583	REMME Roni	CAN	14	1609	-	14 (51)	-	-	-	-
122	715171	MUZAFERIJA Elvedina	BIH	13	1610	-	-	-	13 (52)	-	-
123	435432	LUCZAK Magdalena	POL	11	1612	-	-	11 (50)	-	-	-
124	185493	POHJOLAINEN Rosa	FIN	9	1614	-	9 (52)	-	-	-	-
124	516344	KOPP Rahel	SUI	9	1614	1 (55)	-	-	8 (56)	-	-
124	197860	ROUX Tiffany	FRA	9	1614	-	-	-	9 (55)	-	-
127	298723	MIDALI Roberta	ITA	8	1615	-	-	8 (53)	-	-	-
127	56509	GRILL Lisa	AUT	8	1615	-	-	-	8 (56)	-	-

**Zagreb (CRO)**

5th Women's Slalom

**OVERALL FIS WCSL LIST**

Number of Competitors: 152, Number of NSAs: 22

Rank	FIS Code	Name	NSA Code	WCSL	Diff.	DH 3 races	SL 5 races	GS 4 races	SG 4 races	AC 0 races	PAR 1 race
127	485802	TKACHENKO Ekaterina	RUS	8	1615	-	-	8 (53)	-	-	-
130	198016	ESCANÉ Doriane	FRA	7	1616	-	-	7 (55)	-	-	-
131	56551	EGGER Magdalena	AUT	6	1617	-	6 (53)	-	-	-	-
131	6536171	HENSIEN Katie	USA	6	1617	-	6 (53)	-	-	-	-
131	538685	McKENNIS DURAN Alice	USA	6	1617	1 (55)	-	-	5 (58)	-	-
131	538573	ROSS Laurene	USA	6	1617	6 (50)	-	-	-	-	-
135	507046	BOSTROEM MUSSENER Moa	SWE	5	1618	-	5 (56)	-	-	-	-
135	108077	GRAY Cassidy	CAN	5	1618	-	-	5 (58)	-	-	-
135	56032	SCHILD Bernadette	AUT	5	1618	-	5 (56)	-	-	-	-
138	306977	MUKOGAWA Sakurako	JPN	4	1619	-	4 (59)	-	-	-	-
138	516429	GROEBLI Nathalie	SUI	4	1619	-	-	-	4 (61)	-	-
138	56258	AGER Christina	AUT	4	1619	-	-	-	4 (61)	-	-
141	185430	HONKANEN Riikka	FIN	3	1620	-	3 (60)	-	-	-	-
141	206532	SCHMOTZ Marlene	GER	3	1620	-	-	3 (62)	-	-	-
141	197540	FORNI Josephine	FRA	3	1620	-	3 (60)	-	-	-	-
141	539927	LAPANJA Lila	USA	3	1620	-	3 (60)	-	-	-	-
141	206536	WALLNER Marina	GER	3	1620	-	3 (60)	-	-	-	-
146	507011	LOEVBLOM Hilma	SWE	2	1621	-	-	2 (64)	-	-	-
146	55898	BREM Eva-Maria	AUT	2	1621	-	-	2 (64)	-	-	-
146	299402	GASSLITTER Verena	ITA	2	1621	-	-	-	2 (65)	-	-
146	506718	IVARSSON Lin	SWE	2	1621	2 (53)	-	-	-	-	-
150	299983	GULLI Anita	ITA	1	1622	-	1 (64)	-	-	-	-
150	197295	PIOT Jennifer	FRA	1	1622	-	-	-	1 (67)	-	-
150	516519	SUTER Juliana	SUI	1	1622	1 (55)	-	-	-	-	-

Legend:		AC	DH	Diff.
-	No points	Alpine Combined	Downhill	Difference
GS	Giant Slalom	PAR	SG	SL
WCSL	Overall points	Parallel	Super-G	Slalom

**Zagreb (CRO)**


5th Women's Slalom

**FIS NATION CUP**

Number of Nations: 20

Rank	NSA	Name	Points	Diff.	DH	SL	GS	SG	AC	PAR	TE
1	AUT	<b>Austria</b>	<b>2274</b>		630	595	417	544	-	88	-
2	ITA	<b>Italy</b>	<b>1893</b>	381	602	49	242	950	-	50	-
3	SUI	<b>Switzerland</b>	<b>1774</b>	500	296	496	358	544	-	80	-
4	USA	<b>United States of America</b>	<b>1369</b>	905	264	418	391	290	-	6	-
5	NOR	<b>Norway</b>	<b>843</b>	1431	62	154	282	158	-	187	-
6	SVK	<b>Slovakia</b>	<b>715</b>	1559	-	480	235	-	-	-	-
7	SWE	<b>Sweden</b>	<b>695</b>	1579	26	312	302	-	-	55	-
8	SLO	<b>Slovenia</b>	<b>661</b>	1613	78	284	152	15	-	132	-
9	FRA	<b>France</b>	<b>590</b>	1684	61	41	292	161	-	35	-
10	GER	<b>Germany</b>	<b>427</b>	1847	62	266	3	35	-	61	-
11	CAN	<b>Canada</b>	<b>356</b>	1918	44	215	36	61	-	-	-
12	CZE	<b>Czech Republic</b>	<b>146</b>	2128	31	95	-	20	-	-	-
13	POL	<b>Poland</b>	<b>117</b>	2157	-	-	91	2	-	24	-
14	CRO	<b>Croatia</b>	<b>95</b>	2179	-	95	-	-	-	-	-
15	NZL	<b>New Zealand</b>	<b>92</b>	2182	-	-	24	68	-	-	-
16	GBR	<b>Great Britain</b>	<b>51</b>	2223	-	31	20	-	-	-	-
17	RUS	<b>Russian Federation</b>	<b>27</b>	2247	6	-	-	21	-	-	-
18	BIH	<b>Bosnia and Herzegovina</b>	<b>13</b>	2261	-	-	-	13	-	-	-
19	FIN	<b>Finland</b>	<b>10</b>	2264	-	10	-	-	-	-	-
20	JPN	<b>Japan</b>	<b>4</b>	2270	-	4	-	-	-	-	-

**Zagreb (CRO)**

5th Women's Slalom

**OVERALL FIS NATION CUP**

Number of Nations: 23

Rk	NSA	Overall			DH Points			SL Points			GS Points			SG Points			AC Points			PAR Points			TE Points
		M+W	M	W	M+W	M	W	M+W	M	W	M+W	M	W	M+W	M	W	M+W	M	W	M+W	M	W	M+W
1	AUT	<b>4564</b>	2290	2274	<b>1402</b>	772	630	<b>650</b>	55	595	<b>890</b>	473	417	<b>1282</b>	738	544	-	-	-	<b>340</b>	252	88	-
2	SUI	<b>3874</b>	2100	1774	<b>875</b>	579	296	<b>630</b>	134	496	<b>1067</b>	709	358	<b>1199</b>	655	544	-	-	-	<b>103</b>	23	80	-
3	ITA	<b>2972</b>	1079	1893	<b>993</b>	391	602	<b>246</b>	197	49	<b>514</b>	272	242	<b>1143</b>	193	950	-	-	-	<b>76</b>	26	50	-
4	NOR	<b>2310</b>	1467	843	<b>272</b>	210	62	<b>452</b>	298	154	<b>749</b>	467	282	<b>532</b>	374	158	-	-	-	<b>305</b>	118	187	-
5	USA	<b>2010</b>	641	1369	<b>569</b>	305	264	<b>424</b>	6	418	<b>521</b>	130	391	<b>490</b>	200	290	-	-	-	<b>6</b>	-	6	-
6	FRA	<b>1678</b>	1088	590	<b>229</b>	168	61	<b>250</b>	209	41	<b>619</b>	327	292	<b>504</b>	343	161	-	-	-	<b>76</b>	41	35	-
7	GER	<b>1113</b>	686	427	<b>353</b>	291	62	<b>273</b>	7	266	<b>138</b>	135	3	<b>219</b>	184	35	-	-	-	<b>130</b>	69	61	-
8	SLO	<b>1002</b>	341	661	<b>192</b>	114	78	<b>297</b>	13	284	<b>286</b>	134	152	<b>37</b>	22	15	-	-	-	<b>190</b>	58	132	-
9	SWE	<b>878</b>	183	695	<b>46</b>	20	26	<b>452</b>	140	312	<b>312</b>	10	302	<b>3</b>	3	-	-	-	-	<b>65</b>	10	55	-
10	CAN	<b>773</b>	417	356	<b>72</b>	28	44	<b>249</b>	34	215	<b>134</b>	98	36	<b>237</b>	176	61	-	-	-	<b>81</b>	81	-	-
11	SVK	<b>737</b>	22	715	-	-	-	<b>480</b>	-	480	<b>257</b>	22	235	-	-	-	-	-	-	-	-	-	-
12	CRO	<b>274</b>	179	95	-	-	-	<b>187</b>	92	95	<b>80</b>	80	-	-	-	-	-	-	-	<b>7</b>	7	-	-
13	CZE	<b>146</b>	-	146	<b>31</b>	-	31	<b>95</b>	-	95	-	-	-	<b>20</b>	-	20	-	-	-	-	-	-	-
14	POL	<b>117</b>	-	117	-	-	-	-	-	-	<b>91</b>	-	91	<b>2</b>	-	2	-	-	-	<b>24</b>	-	24	-
15	GBR	<b>116</b>	65	51	-	-	-	<b>82</b>	51	31	<b>20</b>	-	20	-	-	-	-	-	-	<b>14</b>	14	-	-
16	NZL	<b>92</b>	-	92	-	-	-	-	-	-	<b>24</b>	-	24	<b>68</b>	-	68	-	-	-	-	-	-	-
17	BEL	<b>69</b>	69	-	-	-	-	<b>54</b>	54	-	-	-	-	-	-	-	-	-	-	<b>15</b>	15	-	-
18	BUL	<b>51</b>	51	-	-	-	-	<b>51</b>	51	-	-	-	-	-	-	-	-	-	-	-	-	-	-
19	RUS	<b>50</b>	23	27	<b>6</b>	-	6	<b>8</b>	8	-	<b>15</b>	15	-	<b>21</b>	-	21	-	-	-	-	-	-	-
20	JPN	<b>40</b>	36	4	-	-	-	<b>36</b>	32	4	-	-	-	-	-	-	-	-	-	<b>4</b>	4	-	-
21	ESP	<b>32</b>	32	-	-	-	-	<b>32</b>	32	-	-	-	-	-	-	-	-	-	-	-	-	-	-
22	BIH	<b>13</b>	-	13	-	-	-	-	-	-	-	-	-	<b>13</b>	-	13	-	-	-	-	-	-	-
23	FIN	<b>10</b>	-	10	-	-	-	<b>10</b>	-	10	-	-	-	-	-	-	-	-	-	-	-	-	-



Zagreb (CRO)



5th Women's Slalom

BRANDS STANDINGS

Number of Brands: 8

Rank	Name	Points	Diff.	DH	SL	GS	SG	AC	PAR
1	Atomic	2150		740	465	360	585	-	-
2	Rossignol	1780	370	-	815	590	195	-	180
3	Head	1725	425	240	455	410	575	-	45
4	Salomon	240	1910	-	-	140	50	-	50
5	Fischer	195	1955	100	50	-	45	-	-
6	Nordica	150	2000	-	50	-	-	-	100
7	Voelkl	90	2060	-	40	-	50	-	-
8	Stoekli	45	2105	45	-	-	-	-	-

Zagreb (CRO)



5th Women's Slalom

OVERALL BRANDS STANDINGS

Number of Brands: 9

Rank	Brand	Overall			DH Points			SL Points			GS Points			SG Points			AC Points			PAR Points		
		M+W	M	W	M+W	M	W	M+W	M	W	M+W	M	W	M+W	M	W	M+W	M	W	M+W	M	W
1	Head	3430	1705	1725	790	550	240	580	125	455	675	265	410	1280	705	575	-	-	-	105	60	45
2	Atomic	3045	895	2150	1000	260	740	525	60	465	525	165	360	995	410	585	-	-	-	-	-	-
3	Rossignol	2480	700	1780	-	-	-	855	40	815	975	385	590	195	-	195	-	-	-	455	275	180
4	Fischer	800	605	195	345	245	100	285	235	50	-	-	-	170	125	45	-	-	-	-	-	-
5	Stoeckli	735	690	45	175	130	45	-	-	-	380	380	-	180	180	-	-	-	-	-	-	-
6	Salomon	655	415	240	120	120	-	-	-	-	395	255	140	90	40	50	-	-	-	50	-	50
7	Nordica	435	285	150	195	195	-	100	50	50	-	-	-	40	40	-	-	-	100	-	100	
8	Voelkl	270	180	90	-	-	-	180	140	40	-	-	-	50	-	50	-	-	-	40	40	-
9	Dynastar	150	150	-	-	-	-	100	100	-	50	50	-	-	-	-	-	-	-	-	-	-