



**AUDI FIS SKI WORLD CUP
X GRANDVALIRA
ANDORRA 2024
SOLDEU · EL TARTER**



Audi
FIS Ski World Cup



Audi
FIS Ski World Cup

AUDI FIS SKI WORLD CUP 2023/24



Soldeu (AND)

9th Women's Slalom

ENTRY LIST BY NSA

Number of Competitors: 60, Number of NSAs: 19

NSA	FIS Code	Name	Date of Birth	FIS Points (1st of February 2024 - List 16)							
				DH	SL	GS	SG	AC			
ALB (1)	805009	COLTURI Lara	15 NOV 2006	50.56 (133)	16.32 (46)	20.13 (59)	31.68 (85)	648.00 (839)			
AND (1)	25218	MIJARES RUF Carla	28 OCT 2002	313.65(1008)	23.00 (99)	42.84 (435)	238.32(1532)				
AUT (7)	56367	GALLHUBER Katharina	16 JUN 1997	-	12.85 (28)	27.32 (149)	104.17 (604)	75.43 (39)			
	56392	GRITSCH Franziska	15 MAR 1997	42.09 (109)	7.33 (15)	12.20 (21)	5.96 (11)	37.64 (11)			
	56550	HOERHAGER Lisa	29 APR 2001	-	20.00 (68)	23.25 (90)	93.01 (490)	71.16 (35)			
	56253	HUBER Katharina	3 OCT 1995	88.46 (296)	12.31 (25)	22.76 (83)	111.27 (673)	52.59 (19)			
	56388	LIENSBERGER Katharina	1 APR 1997	999.99(1211)	9.73 (21)	11.49 (18)	810.86(2050)	569.03 (808)			
	56344	SPORER Marie-Therese	28 JUN 1996	-	19.94 (67)	23.41 (92)	-	-			
	56315	TRUPPE Katharina	15 JAN 1996	-	7.05 (14)	22.61 (82)	999.99(2062)	-			
BEL (1)	65117	VANREUSEL Kim	4 JAN 1998	621.86(1166)	25.70 (154)	24.31 (105)	105.55 (618)	164.36 (208)			
CAN (4)	108075	BENNETT Sarah	17 JUN 2001	204.49 (760)	25.38 (144)	24.38 (108)	39.33 (127)	92.58 (53)			
	107798	NULLMEYER Ali	21 AUG 1998	-	9.60 (20)	44.93 (471)	145.80 (988)	222.53 (343)			
	107747	SMART Amelia	8 JAN 1998	-	12.54 (27)	55.24 (720)	324.18(1798)	493.10 (762)			
	107427	ST-GERMAIN Laurence	30 MAY 1994	999.99(1211)	5.71 (10)	111.54(1994)	999.99(2062)	999.99 (924)			
CRO (2)	385116	LJUTIC Zrinka	26 JAN 2004	-	5.21 (9)	10.54 (15)	103.08 (592)	129.71 (116)			
	385096	POPOVIC Leona	13 NOV 1997	398.25(1089)	4.57 (8)	35.24 (283)	126.30 (807)	151.25 (175)			
CZE (2)	155728	DUBOVSKA Martina	27 FEB 1992	-	14.62 (37)	89.96(1551)	999.99(2062)	-			
	405138	JELINKOVA Adriana	10 APR 1995	530.01(1137)	24.37 (124)	18.95 (48)	213.80(1427)	257.48 (428)			
FRA (6)	198177	BRECHE Clarisse	29 AUG 2001	-	23.08 (106)	26.45 (139)	53.71 (200)	90.65 (51)			
	198164	CHEVRIER Marion	11 JUN 2001	51.89 (142)	18.84 (63)	34.49 (261)	41.78 (137)	153.06 (182)			
	198176	LAMURE Marie	14 JUL 2001	-	13.31 (33)	23.31 (91)	98.39 (544)	113.69 (85)			
	198142	LUGON-MOULIN Laurine	9 MAR 2001	197.99 (743)	25.48 (146)	24.13 (99)	62.47 (247)	178.38 (241)			
	198253	McFARLANE Caitlin	22 MAR 2002	-	25.54 (149)	30.94 (205)	145.41 (983)	184.92 (261)			
	198215	POGNEAUX Chiara	11 SEP 2002	261.84 (920)	12.86 (29)	27.04 (147)	146.34 (991)	184.32 (258)			
GBR (1)	225518	GUEST Charlie	30 DEC 1993	-	19.53 (64)	157.89(2655)	999.99(2062)	999.99 (924)			
GER (3)	507168	AICHER Emma	13 NOV 2003	13.78 (32)	16.09 (41)	18.90 (47)	12.77 (26)	52.51 (18)			
	206355	DUERR Lena	4 AUG 1991	342.00(1035)	1.20 (6)	23.00 (84)	165.63(1155)	99.63 (64)			
	355061	HILZINGER Jessica	26 MAY 1997	313.82(1009)	17.06 (50)	16.87 (37)	92.96 (489)	79.38 (43)			



Soldeu (AND)


9th Women's Slalom

ENTRY LIST BY NSA

Number of Competitors: 60, Number of NSAs: 19

NSA	FIS Code	Name	Date of Birth	FIS Points (1st of February 2024 - List 16)					
				DH	SL	GS	SG	AC	
ITA (7)	6295075	DELLA MEA Lara	10 JAN 1999	-	14.40 (34)	19.14 (50)	400.80(1899)	999.99 (924)	
	299939	LORENZI Lucrezia	6 MAY 1998	999.99(1211)	21.00 (78)	34.73 (268)	752.36(2041)	745.07 (878)	
	6296281	MONDINELLI Emilia	30 APR 2004	225.32 (820)	21.41 (81)	32.35 (225)	237.45(1528)	302.72 (525)	
	299699	PETERLINI Martina	24 OCT 1997	-	16.26 (44)	48.86 (560)	-	-	
	6295165	ROSSETTI Marta	25 MAR 1999	-	12.96 (30)	50.99 (611)	999.99(2062)	-	
	6296075	SOLA Beatrice	11 FEB 2003	246.29 (881)	16.24 (43)	22.30 (78)	50.80 (185)	106.15 (71)	
	299822	TSCHURTSCHENTHALER Vera	30 MAR 1997	999.99(1211)	20.65 (72)	50.26 (588)	999.99(2062)	-	
LAT (1)	555072	GERMANE Dzenifera	24 MAR 2003	-	14.55 (36)	40.48 (376)	-	-	
LIE (1)	516560	LINGG Charlotte	25 MAY 1999	172.08 (659)	23.06 (105)	24.99 (115)	79.71 (382)	115.37 (88)	
NOR (4)	426100	HOLTMANN Mina Fuerst	17 JUL 1995	179.36 (681)	8.32 (17)	6.45 (11)	147.81(1005)	208.65 (305)	
	426187	LYSDAHL Kristin	29 JUN 1996	131.67 (499)	18.07 (58)	19.88 (54)	118.80 (743)	156.87 (190)	
	426285	MAARSTOEL Andrine	27 MAY 1999	142.79 (550)	17.68 (54)	21.04 (68)	51.81 (192)	102.27 (67)	
	426193	STJERNESUND Thea Louise	24 NOV 1996	334.79(1029)	8.75 (18)	5.27 (9)	631.98(2012)	439.70 (717)	
POL (1)	435432	LUCZAK Magdalena	31 DEC 2001	435.86(1113)	25.03 (137)	17.12 (39)	75.10 (336)	242.96 (397)	
SLO (3)	565401	BUCIK Ana	21 JUL 1993	245.07 (875)	6.49 (12)	15.39 (34)	111.27 (673)	86.81 (46)	
	565491	DVORNIK Neja	6 JAN 2001	70.45 (219)	13.11 (31)	19.57 (53)	61.82 (242)	147.53 (170)	
	565463	SLOKAR Andreja	15 OCT 1997	110.75 (392)	0.85 (5)	23.19 (89)	76.89 (353)	142.25 (160)	
SUI (6)	516722	BRAENDLI Anuk	7 JUN 2003	161.90 (623)	23.31 (108)	29.96 (191)	134.27 (887)	221.46 (341)	
	516284	GISIN Michelle	5 DEC 1993	8.61 (20)	10.88 (24)	20.51 (62)	9.27 (17)	47.65 (15)	
	516530	GOOD Nicole	1 JAN 1998	189.17 (717)	15.97 (40)	36.07 (295)	31.88 (86)	60.03 (27)	
	516528	MEILLARD Melanie	23 SEP 1998	-	13.21 (32)	15.00 (28)	154.65(1065)	64.26 (31)	
	516562	RAST Camille	9 JUL 1999	-	7.01 (13)	19.21 (51)	206.46(1397)	155.97 (189)	
	516426	STOFFEL Elena	27 MAY 1996	-	17.25 (53)	26.82 (145)	999.99(2062)	-	
SWE (6)	197616	ALPHAND Estelle	23 APR 1995	240.89 (861)	17.18 (51)	22.58 (81)	35.94 (105)	99.59 (63)	
	507109	ARONSSON ELFMAN Hanna	29 DEC 2002	227.66 (827)	7.34 (16)	20.99 (67)	91.97 (478)	130.44 (118)	
	507046	BOSTROEM MUSSENER Moa	2 AUG 2001	374.90(1068)	16.83 (47)	24.90 (113)	162.21(1129)	-	
	506399	HECTOR Sara	4 SEP 1992	999.99(1211)	5.86 (11)	1.35 (7)	91.79 (477)	124.79 (106)	
	507325	OEHLUND Cornelia	15 AUG 2005	-	15.00 (38)	28.58 (176)	112.08 (682)	-	
	506146	SWENN LARSSON Anna	18 JUN 1991	-	0.53 (4)	27.65 (157)	444.42(1925)	379.62 (655)	
USA (3)	6536392	HURT A.J.	5 DEC 2000	62.95 (188)	10.45 (22)	12.70 (22)	77.14 (355)	144.53 (164)	
	539927	LAPANJA Lila	3 DEC 1994	-	18.06 (57)	43.90 (448)	93.35 (494)	137.52 (146)	
	539909	MOLTZAN Paula	7 APR 1994	-	4.39 (7)	13.69 (24)	538.64(1974)	999.99 (924)	

Legend:							
-	No points	AC	Alpine Combined	DH	Downhill	GS	Giant Slalom
SG	Super-G	SL	Slalom				



**AUDI FIS SKI WORLD CUP
X GRANDVALIRA
ANDORRA 2024
SOLDEU · EL TARTER**



Audi
FIS Ski World Cup



AUDI FIS SKI WORLD CUP 2023/24



Soldeu (AND)

9th Women's Slalom

SUN 11 FEB 2024

Start Time 10:30

DRAW LIST

Number of Competitors: 60, Number of NSAs: 19

Rank 120 in the FIS List: TOTH Zita 24.17 FIS Points

No.	FIS Code	Name	NSA Code	WCSL-SL	WCSL-O	FIS-SL
1	206355	DUERR Lena	GER	553 (3)	595 (14)	1.20 (6)
2	506399	HECTOR Sara	SWE	351 (4)	939 (6)	5.86 (11)
3	516284	GISIN Michelle	SUI	324 (5)	827 (9)	10.88 (24)
4	506146	SWENN LARSSON Anna	SWE	318 (6)	318 (32)	0.53 (4)
5	385096	POPOVIC Leona	CRO	258 (8)	258 (37)	4.57 (8)
6	56388	LIENSBERGER Katharina	AUT	254 (9)	373 (29)	9.73 (21)
7	539909	MOLTZAN Paula	USA	232 (10)	440 (23)	4.39 (7)
8	56253	HUBER Katharina	AUT	222 (11)	223 (44)	12.31 (25)
9	516562	RAST Camille	SUI	217 (12)	348 (30)	7.01 (13)
10	385116	LJUTIC Zrinka	CRO	213 (13)	455 (21)	5.21 (9)
11	107798	NULLMEYER Ali	CAN	211 (14)	211 (48)	9.60 (20)
12	56315	TRUPPE Katharina	AUT	209 (15)	231 (42)	7.05 (14)
13	516528	MEILLARD Melanie	SUI	177 (16)	214 (46)	13.21 (32)
14	56367	GALLHUBER Katharina	AUT	164 (17)	164 (56)	12.85 (28)
15	565401	BUCIK Ana	SLO	148 (18)	257 (38)	6.49 (12)
16	565463	SLOKAR Andreja	SLO	146 (19)	192 (50)	0.85 (5)
17	426100	HOLTMANN Mina Fuerst	NOR	136 (20)	293 (33)	8.32 (17)
18	107427	ST-GERMAIN Laurence	CAN	133 (21)	133 (63)	5.71 (10)
19	56392	GRITSCH Franziska	AUT	124 (22)	437 (24)	7.33 (15)
20	155728	DUBOVSKA Martina	CZE	119 (23)	119 (65)	14.62 (37)
21	426193	STJERNESUND Thea Louise	NOR	114 (24)	425 (26)	8.75 (18)
22	507109	ARONSSON ELFMAN Hanna	SWE	99 (25)	99 (71)	7.34 (16)
23	555072	GERMANE Dzenifera	LAT	95 (26)	95 (72)	14.55 (36)
24	198215	POGNEAUX Chiara	FRA	86 (27)	86 (74)	12.86 (29)
25	107747	SMART Amelia	CAN	85 (28)	85 (75)	12.54 (27)
26	516530	GOOD Nicole	SUI	79 (29)	79 (77)	15.97 (40)
27	299699	PETERLINI Martina	ITA	78 (30)	78 (78)	16.26 (44)
28	565491	DVORNIK Neja	SLO	75 (31)	119 (65)	13.11 (31)
29	805009	COLTURI Lara	ALB	72 (32)	161 (57)	16.32 (46)
30	6536392	HURT A.J.	USA	66 (33)	244 (39)	10.45 (22)
31	198176	LAMURE Marie	FRA	66 (33)	116 (67)	13.31 (33)
32	6295165	ROSSETTI Marta	ITA	62 (35)	62 (85)	12.96 (30)
33	6295075	DELLA MEA Lara	ITA	46 (41)	53 (91)	14.40 (34)
34	507325	OEHLUND Cornelia	SWE	44 (42)	44 (96)	15.00 (38)
35	507168	AICHER Emma	GER	47 (39)	243 (40)	16.09 (41)
36	6296075	SOLA Beatrice	ITA	-	-	16.24 (43)
37	507046	BOSTROEM MUSSENER Moa	SWE	4 (59)	4 (141)	16.83 (47)
38	355061	HILZINGER Jessica	GER	47 (39)	47 (94)	17.06 (50)



DRAW LIST

Number of Competitors: 60, Number of NSAs: 19

Rank 120 in the FIS List: TOTZ Zita 24.17 FIS Points

No.	FIS Code	Name	NSA Code	WCSL-SL	WCSL-O	FIS-SL
39	197616	ALPHAND Estelle	SWE	27 (46)	56 (89)	17.18 (51)
40	516426	STOFFEL Elena	SUI	60 (36)	60 (87)	17.25 (53)
41	426285	MAARSTOEL Andrine	NOR	26 (47)	26 (105)	17.68 (54)
42	539927	LAPANJA Lila	USA	4 (59)	4 (141)	18.06 (57)
43	426187	LYSDAHL Kristin	NOR	56 (37)	101 (69)	18.07 (58)
44	198164	CHEVRIER Marion	FRA	22 (50)	22 (114)	18.84 (63)
45	225518	GUEST Charlie	GBR	1 (68)	1 (150)	19.53 (64)
46	56344	SPOPER Marie-Therese	AUT	37 (43)	37 (99)	19.94 (67)
47	56550	HOERHAGER Lisa	AUT	11 (52)	11 (130)	20.00 (68)
48	299822	TSCHURTSCHENTHALER Vera	ITA	3 (64)	3 (146)	20.65 (72)
49	299939	LORENZI Lucrezia	ITA	11 (52)	11 (130)	21.00 (78)
50	6296281	MONDINELLI Emilia	ITA	-	-	21.41 (81)
51	25218	MIJARES RUF Carla	AND	-	-	23.00 (99)
52	516560	LINGG Charlotte	LIE	2 (66)	2 (149)	23.06 (105)
53	198177	BRECHE Clarisse	FRA	24 (49)	24 (110)	23.08 (106)
54	516722	BRAENDLI Anuk	SUI	-	-	23.31 (108)
55	405138	JELINKOVA Adriana	CZE	-	9 (133)	>24.37 (124)
56	435432	LUCZAK Magdalena	POL	-	52 (93)	>25.03 (137)
57	108075	BENNETT Sarah	CAN	-	-	>25.38 (144)
58	198142	LUGON-MOULIN Laurine	FRA	-	-	>25.48 (146)
59	198253	McFARLANE Caitlin	FRA	5 (58)	13 (128)	>25.54 (149)
60	65117	VANREUSEL Kim	BEL	-	-	>25.70 (154)

Legend:	-	No points	>	Greater than 120th rank in the FIS points list	No.	Control Number
FIS-SL	FIS points for Slalom (16th FIS points list 2023/2024)					
WCSL-O	Overall FIS World Cup Start List points				WCSL-SL	FIS World Cup Start List points for Slalom



**AUDI FIS SKI WORLD CUP
X GRANDVALIRA
ANDORRA 2024
SOLDEU · EL TARTER**



Audi
FIS Ski World Cup



Audi
FIS Ski World Cup

AUDI FIS SKI WORLD CUP 2023/24



Soldeu (AND)

9th Women's Slalom

SUN 11 FEB 2024

Start Time 10:30



START LIST RUN 1

Number of Competitors: 60, Number of NSAs: 19

Bib	FIS Code	Name	Year of Birth	NSA Code	Time	Ski
1	506399	HECTOR Sara	1992	SWE		Head
2	56388	LIENSBERGER Katharina	1997	AUT		Rossignol
3	539909	MOLTZAN Paula	1994	USA		Rossignol
4	506146	SWENN LARSSON Anna	1991	SWE		Head
5	516284	GISIN Michelle	1993	SUI		Salomon
6	206355	DUERR Lena	1991	GER		Head
7	385096	POPOVIC Leona	1997	CRO		Voelkl
8	56315	TRUPPE Katharina	1996	AUT		Voelkl
9	107798	NULLMEYER Ali	1998	CAN		Atomic
10	56367	GALLHUBER Katharina	1997	AUT		Atomic
11	56253	HUBER Katharina	1995	AUT		Fischer
12	516528	MEILLARD Melanie	1998	SUI		Rossignol
13	516562	RAST Camille	1999	SUI		Head
14	565401	BUCIK Ana	1993	SLO		Salomon
15	385116	LJUTIC Zrinka	2004	CRO		Rossignol
-----break-----						
16	565463	SLOKAR Andreja	1997	SLO		Nordica
17	426100	HOLTMANN Mina Fuerst	1995	NOR		Atomic
18	107427	ST-GERMAIN Laurence	1994	CAN		Rossignol
19	56392	GRITSCH Franziska	1997	AUT		Head
20	155728	DUBOVSKA Martina	1992	CZE		Kaestle
21	426193	STJERNESUND Thea Louise	1996	NOR		Rossignol
22	507109	ARONSSON ELFMAN Hanna	2002	SWE		Rossignol
-----break-----						
23	555072	GERMANE Dzenifera	2003	LAT		Head
24	198215	POGNEAUX Chiara	2002	FRA		Rossignol
25	107747	SMART Amelia	1998	CAN		Atomic
26	516530	GOOD Nicole	1998	SUI		Stoekli
27	299699	PETERLINI Martina	1997	ITA		Rossignol
28	565491	DVORNIK Neja	2001	SLO		Fischer
29	805009	COLTURI Lara	2006	ALB		Blizzard
30	6536392	HURT A.J.	2000	USA		Head
31	198176	LAMURE Marie	2001	FRA		Rossignol
-----break-----						
32	6295165	ROSSETTI Marta	1999	ITA		Head
33	6295075	DELLA MEA Lara	1999	ITA		Fischer
34	507325	OEHLUND Cornelia	2005	SWE		Head
35	507168	AICHER Emma	2003	GER		Head
36	6296075	SOLA Beatrice	2003	ITA		Rossignol
37	507046	BOSTROEM MUSSENER Moa	2001	SWE		Rossignol
38	355061	HILZINGER Jessica	1997	GER		Head
39	197616	ALPHAND Estelle	1995	SWE		Head
40	516426	STOFFEL Elena	1996	SUI		Dynastar
41	426285	MAARSTOEL Andrine	1999	NOR		Head
42	539927	LAPANJA Lila	1994	USA		Stoekli



START LIST RUN 1

Number of Competitors: 60, Number of NSAs: 19

Bib	FIS Code	Name	Year of Birth	NSA Code	Time	Ski
43	426187	LYSDAHL Kristin	1996	NOR		Rossignol
44	198164	CHEVRIER Marion	2001	FRA		Atomic
45	225518	GUEST Charlie	1993	GBR		Fischer
46	56344	SPORER Marie-Therese	1996	AUT		Atomic
47	56550	HOERHAGER Lisa	2001	AUT		Voelkl
48	299822	TSCHURTSCHENTHALER Vera	1997	ITA		Rossignol
49	299939	LORENZI Lucrezia	1998	ITA		Rossignol
50	6296281	MONDINELLI Emilia	2004	ITA		Salomon
51	25218	MIJARES RUF Carla	2002	AND		
52	516560	LINGG Charlotte	1999	LIE		Head
53	198177	BRECHE Clarisse	2001	FRA		Rossignol
54	516722	BRAENDLI Anuk	2003	SUI		Atomic
55	405138	JELINKOVA Adriana	1995	CZE		Voelkl
56	435432	LUCZAK Magdalena	2001	POL		Atomic
57	108075	BENNETT Sarah	2001	CAN		Rossignol
58	198142	LUGON-MOULIN Laurine	2001	FRA		Dynastar
59	198253	McFARLANE Caitlin	2002	FRA		Rossignol
60	65117	VANREUSEL Kim	1998	BEL		Salomon

Jury

FIS Technical Delegate	JACQUEMOD Ingrid	FRA
Referee	GERDOL Peter	FIS
Assistant Referee	MAYR Markus	FIS
Chief of Race	LOPEZ PRATS Santi	AND

Technical Data

Course Name	Avet
Start Altitude	2047m
Finish Altitude	1837m
Vertical Drop	210m
Homologation Number	12396/08/17

Race Information Run 1

Course Setter	ANDERSSON Magnus	USA
Gates/Turning Gates	63/60	
Start Time	10:30	

Race Information Run 2

Course Setter	HAARALA Janne	NOR
Gates/Turning Gates		
Start Time	13:30	

Forerunners:

Run 1:	F1 - ESTRUGA Pirmin	AND	F2 - CORNELLA Salvador	AND	F3 - EBRI Eric	AND
Run 2:	F1 - ESTRUGA Pirmin	AND	F2 - CORNELLA Salvador	AND	F3 - FERNANDEZ Marc	AND

Legend:

YB Year of Birth



**AUDI FIS SKI WORLD CUP
X GRANDVALIRA
ANDORRA 2024
SOLDEU · EL TARTER**



Audi
FIS Ski World Cup



Audi
FIS Ski World Cup

AUDI FIS SKI WORLD CUP 2023/24

Soldeu (AND)



9th Women's Slalom

SUN 11 FEB 2024

Start Time 10:30

OFFICIAL RESULTS RUN 1

Number of Competitors: 60, Number of NSAs: 19

Rank	Bib	FIS Code	Name	YB	NSA Code	Time	Difference	Ski
1	4	506146	SWENN LARSSON Anna	1991	SWE	54.45		Head
2	3	539909	MOLTZAN Paula	1994	USA	54.59	0.14	Rossignol
3	15	385116	LJUTIC Zrinka	2004	CRO	54.87	0.42	Rossignol
4	9	107798	NULLMEYER Ali	1998	CAN	55.07	0.62	Atomic
5	6	206355	DUERR Lena	1991	GER	55.11	0.66	Head
6	8	56315	TRUPPE Katharina	1996	AUT	55.14	0.69	Voelkl
7	5	516284	GISIN Michelle	1993	SUI	55.17	0.72	Salomon
8	13	516562	RAST Camille	1999	SUI	55.26	0.81	Head
9	2	56388	LIENSBERGER Katharina	1997	AUT	55.55	1.10	Rossignol
9	1	506399	HECTOR Sara	1992	SWE	55.55	1.10	Head
11	18	107427	ST-GERMAIN Laurence	1994	CAN	55.70	1.25	Rossignol
12	28	565491	DVORNIK Neja	2001	SLO	55.88	1.43	Fischer
13	30	6536392	HURT A.J.	2000	USA	56.02	1.57	Head
13	14	565401	BUCIK Ana	1993	SLO	56.02	1.57	Salomon
15	17	426100	HOLTMANN Mina Fuerst	1995	NOR	56.04	1.59	Atomic
16	22	507109	ARONSSON ELFMAN Hanna	2002	SWE	56.18	1.73	Rossignol
17	26	516530	GOOD Nicole	1998	SUI	56.21	1.76	Stoeckli
18	16	565463	SLOKAR Andreja	1997	SLO	56.30	1.85	Nordica
19	32	6295165	ROSSETTI Marta	1999	ITA	56.34	1.89	Head
20	44	198164	CHEVRIER Marion	2001	FRA	56.60	2.15	Atomic
21	29	805009	COLTURI Lara	2006	ALB	56.63	2.18	Blizzard
22	11	56253	HUBER Katharina	1995	AUT	56.65	2.20	Fischer
22	7	385096	POPOVIC Leona	1997	CRO	56.65	2.20	Voelkl
24	38	355061	HILZINGER Jessica	1997	GER	56.77	2.32	Head
25	34	507325	OEHLUND Cornelia	2005	SWE	56.81	2.36	Head
26	35	507168	AICHER Emma	2003	GER	56.85	2.40	Head
27	27	299699	PETERLINI Martina	1997	ITA	56.97	2.52	Rossignol
28	12	516528	MEILLARD Melanie	1998	SUI	56.99	2.54	Rossignol
29	48	299822	TSCHURTSCHENTHALER Vera	1997	ITA	57.09	2.64	Rossignol
30	24	198215	POGNEAUX Chiara	2002	FRA	57.10	2.65	Rossignol

DID NOT QUALIFY FOR RUN 2: 13 competitors

31	53	198177	BRECHE Clarisse	2001	FRA	57.15	2.70	Rossignol
32	31	198176	LAMURE Marie	2001	FRA	57.19	2.74	Rossignol
33	21	426193	STJERNESUND Thea Louise	1996	NOR	57.30	2.85	Rossignol
34	40	516426	STOFFEL Elena	1996	SUI	57.33	2.88	Dynastar
35	41	426285	MAARSTOEL Andrine	1999	NOR	57.36	2.91	Head
36	33	6295075	DELLA MEA Lara	1999	ITA	57.41	2.96	Fischer
37	20	155728	DUBOVSKA Martina	1992	CZE	57.63	3.18	Kaestle
38	37	507046	BOSTROEM MUSSENER Moa	2001	SWE	57.65	3.20	Rossignol
39	60	65117	VANREUSEL Kim	1998	BEL	57.92	3.47	Salomon
39	19	56392	GRITSCH Franziska	1997	AUT	57.92	3.47	Head
41	49	299939	LORENZI Lucrezia	1998	ITA	57.95	3.50	Rossignol
42	46	56344	SPORER Marie-Therese	1996	AUT	58.14	3.69	Atomic
43	54	516722	BRAENDLI Anuk	2003	SUI	59.10	4.65	Atomic



OFFICIAL RESULTS RUN 1

Number of Competitors: 60, Number of NSAs: 19

Rank	Bib	FIS Code	Name	YB	NSA Code	Time	Difference	Ski
DID NOT FINISH RUN 1: 15 competitors								
	10	56367	GALLHUBER Katharina	1997	AUT			Atomic
	23	555072	GERMANE Dzenifera	2003	LAT			Head
	36	6296075	SOLA Beatrice	2003	ITA			Rossignol
	39	197616	ALPHAND Estelle	1995	SWE			Head
	42	539927	LAPANJA Lila	1994	USA			Stoekli
	43	426187	LYSDAHL Kristin	1996	NOR			Rossignol
	45	225518	GUEST Charlie	1993	GBR			Fischer
	47	56550	HOERHAGER Lisa	2001	AUT			Voelkl
	50	6296281	MONDINELLI Emilia	2004	ITA			Salomon
	51	25218	MIJARES RUF Carla	2002	AND			
	52	516560	LINGG Charlotte	1999	LIE			Head
	55	405138	JELINKOVA Adriana	1995	CZE			Voelkl
	56	435432	LUCZAK Magdalena	2001	POL			Atomic
	57	108075	BENNETT Sarah	2001	CAN			Rossignol
	58	198142	LUGON-MOULIN Laurine	2001	FRA			Dynastar

DISQUALIFIED RUN 1: 2 competitors

25	107747	SMART Amelia	1998	CAN	Gate 53	Rule 629.3	Atomic
59	198253	McFARLANE Caitlin	2002	FRA	Gate 62	Rule 629.3	Rossignol

Reason for disqualification:

629.3 Does not pass through a gate correctly

Jury

FIS Technical Delegate	JACQUEMOD Ingrid	FRA
Referee	GERDOL Peter	FIS
Assistant Referee	MAYR Markus	FIS
Chief of Race	LOPEZ PRATS Santi	AND

Technical Data

Course Name	Avet
Start Altitude	2047m
Finish Altitude	1837m
Vertical Drop	210m
Homologation Number	12396/08/17

Race Information Run 1

Course Setter	ANDERSSON Magnus	USA
Gates/Turning Gates	63/60	
Start Time	10:30	

Race Information Run 2

Course Setter	HAARALA Janne	NOR
Gates/Turning Gates		
Start Time	13:30	

Forerunners:

Run 1:	F1 - ESTRUGA Pirmin	AND	F2 - CORNELLA Salvador	AND	F3 - EBRI Eric	AND
Run 2:	F1 - ESTRUGA Pirmin	AND	F2 - CORNELLA Salvador	AND	F3 - FERNANDEZ Marc	AND

Conditions on course:

Run 1	MOSTLY CLOUDY	Snow:	HARD	Temperature - Start:	-3°C	Temperature - Finish:	-2°C
-------	---------------	-------	------	----------------------	------	-----------------------	------

Legend:

YB Year of Birth



**AUDI FIS SKI WORLD CUP
X GRANDVALIRA
ANDORRA 2024
SOLDEU · EL TARTER**



**Audi
FIS Ski World Cup**



AUDI FIS SKI WORLD CUP 2023/24



**Soldeu (AND)
9th Women's Slalom
START LIST RUN 2**

SUN 11 FEB 2024

Start Time 13:30

Number of Competitors: 30, Number of NSAs: 12

Start Order	Bib	FIS Code	Name	Year of Birth	NSA Code	Run 1	Diff.	Rank	Run 2	Total	Ski
1	24	198215	POGNEAUX Chiara	2002	FRA	57.10	2.65	30			Rossignol
2	48	299822	TSCHURTSCHENTHALER Vera	1997	ITA	57.09	2.64	29			Rossignol
3	12	516528	MEILLARD Melanie	1998	SUI	56.99	2.54	28			Rossignol
4	27	299699	PETERLINI Martina	1997	ITA	56.97	2.52	27			Rossignol
5	35	507168	AICHER Emma	2003	GER	56.85	2.40	26			Head
6	34	507325	OEHLUND Cornelia	2005	SWE	56.81	2.36	25			Head
7	38	355061	HILZINGER Jessica	1997	GER	56.77	2.32	24			Head
8	7	385096	POPOVIC Leona	1997	CRO	56.65	2.20	22			Voelkl
9	11	56253	HUBER Katharina	1995	AUT	56.65	2.20	22			Fischer
10	29	805009	COLTURI Lara	2006	ALB	56.63	2.18	21			Blizzard
11	44	198164	CHEVRIER Marion	2001	FRA	56.60	2.15	20			Atomic
12	32	6295165	ROSSETTI Marta	1999	ITA	56.34	1.89	19			Head
13	16	565463	SLOKAR Andreja	1997	SLO	56.30	1.85	18			Nordica
14	26	516530	GOOD Nicole	1998	SUI	56.21	1.76	17			Stoeckli
15	22	507109	ARONSSON ELFMAN Hanna	2002	SWE	56.18	1.73	16			Rossignol
----- break -----											
16	17	426100	HOLTMANN Mina Fuerst	1995	NOR	56.04	1.59	15			Atomic
17	14	565401	BUCIK Ana	1993	SLO	56.02	1.57	13			Salomon
18	30	6536392	HURT A.J.	2000	USA	56.02	1.57	13			Head
19	28	565491	DVORNIK Neja	2001	SLO	55.88	1.43	12			Fischer
20	18	107427	ST-GERMAIN Laurence	1994	CAN	55.70	1.25	11			Rossignol
21	1	506399	HECTOR Sara	1992	SWE	55.55	1.10	9			Head
22	2	56388	LIENSBERGER Katharina	1997	AUT	55.55	1.10	9			Rossignol
----- break -----											
23	13	516562	RAST Camille	1999	SUI	55.26	0.81	8			Head
24	5	516284	GISIN Michelle	1993	SUI	55.17	0.72	7			Salomon
25	8	56315	TRUPPE Katharina	1996	AUT	55.14	0.69	6			Voelkl
26	6	206355	DUERR Lena	1991	GER	55.11	0.66	5			Head
27	9	107798	NULLMEYER Ali	1998	CAN	55.07	0.62	4			Atomic
28	15	385116	LJUTIC Zrinka	2004	CRO	54.87	0.42	3			Rossignol
29	3	539909	MOLTZAN Paula	1994	USA	54.59	0.14	2			Rossignol
30	4	506146	SWENN LARSSON Anna	1991	SWE	54.45		1			Head

Jury

FIS Technical Delegate	JACQUEMOD Ingrid	FRA
Referee	GERDOL Peter	FIS
Assistant Referee	MAYR Markus	FIS
Chief of Race	LOPEZ PRATS Santi	AND

Technical Data

Course Name	Avet
Start Altitude	2047m
Finish Altitude	1837m
Vertical Drop	210m
Homologation Number	12396/08/17

Race Information Run 1

Course Setter	ANDERSSON Magnus	USA
Gates/Turning Gates	63/60	
Start Time	10:30	

Race Information Run 2

Course Setter	HAARALA Janne	NOR
Gates/Turning Gates		
Start Time	13:30	

Forerunners:

Run 1:	F1 - ESTRUGA Pirmin	AND	F2 - CORNELLA Salvador	AND	F3 - EBRI Eric	AND
Run 2:	F1 - ESTRUGA Pirmin	AND	F2 - CORNELLA Salvador	AND	F3 - FERNANDEZ Marc	AND



**AUDI FIS SKI WORLD CUP
X GRANDVALIRA
ANDORRA 2024
SOLDEU · EL TARTER**



Audi
FIS Ski World Cup



Audi
FIS Ski World Cup

AUDI FIS SKI WORLD CUP 2023/24

Soldeu (AND)



9th Women's Slalom

SUN 11 FEB 2024

Start Time 13:30

OFFICIAL RESULTS

Number of Competitors: 60, Number of NSAs: 19

Penalty applied: 0.00

Rank	Bib	FIS Code	Name	YB	NSA Code	Run 1		Run 2		Total	Diff.	Race Points	Ski
						Time	Rank	Time	Rank				
1	4	506146	SWENN LARSSON Anna	1991	SWE	54.45	(1)	54.80	(7)	1:49.25		0.00	Head
2	15	385116	LJUTIC Zrinka	2004	CRO	54.87	(3)	54.73	(5)	1:49.60	0.35	2.34	Rossignol
3	3	539909	MOLTZAN Paula	1994	USA	54.59	(2)	55.49	(21)	1:50.08	0.83	5.55	Rossignol
4	5	516284	GISIN Michelle	1993	SUI	55.17	(7)	54.96	(9)	1:50.13	0.88	5.88	Salomon
5	13	516562	RAST Camille	1999	SUI	55.26	(8)	55.01	(10)	1:50.27	1.02	6.82	Head
6	6	206355	DUJERR Lena	1991	GER	55.11	(5)	55.52	(22)	1:50.63	1.38	9.22	Head
7	9	107798	NULLMEYER Ali	1998	CAN	55.07	(4)	55.57	(25)	1:50.64	1.39	9.29	Atomic
8	8	56315	TRUPPE Katharina	1996	AUT	55.14	(6)	55.53	(24)	1:50.67	1.42	9.49	Voelkl
9	2	56388	LIENSBERGER Katharina	1997	AUT	55.55	(9)	55.29	(17)	1:50.84	1.59	10.62	Rossignol
10	24	198215	POGNEAUX Chiara	2002	FRA	57.10	(30)	53.76	(1)	1:50.86	1.61	10.76	Rossignol
11	1	506399	HECTOR Sara	1992	SWE	55.55	(9)	55.36	(20)	1:50.91	1.66	11.09	Head
12	32	6295165	ROSSETTI Marta	1999	ITA	56.34	(19)	54.84	(8)	1:51.18	1.93	12.90	Head
12	28	565491	DVORNIK Neja	2001	SLO	55.88	(12)	55.30	(18)	1:51.18	1.93	12.90	Fischer
14	34	507325	OEHLUND Cornelia	2005	SWE	56.81	(25)	54.46	(3)	1:51.27	2.02	13.50	Head
14	26	516530	GOOD Nicole	1998	SUI	56.21	(17)	55.06	(11)	1:51.27	2.02	13.50	Stoeckli
16	11	56253	HUBER Katharina	1995	AUT	56.65	(22)	54.74	(6)	1:51.39	2.14	14.30	Fischer
17	22	507109	ARONSSON ELFMAN Hanna	2002	SWE	56.18	(16)	55.31	(19)	1:51.49	2.24	14.97	Rossignol
18	48	299822	TSCHURTSCHENTHALER Vera	1997	ITA	57.09	(29)	54.45	(2)	1:51.54	2.29	15.30	Rossignol
19	18	107427	ST-GERMAIN Laurence	1994	CAN	55.70	(11)	55.85	(27)	1:51.55	2.30	15.37	Rossignol
20	17	426100	HOLTMANN Mina Fuerst	1995	NOR	56.04	(15)	55.52	(22)	1:51.56	2.31	15.44	Atomic
21	44	198164	CHEVRIER Marion	2001	FRA	56.60	(20)	55.07	(12)	1:51.67	2.42	16.17	Atomic
22	12	516528	MEILLARD Melanie	1998	SUI	56.99	(28)	54.70	(4)	1:51.69	2.44	16.30	Rossignol
23	29	805009	COLTURI Lara	2006	ALB	56.63	(21)	55.15	(13)	1:51.78	2.53	16.91	Blizzard
24	16	565463	SLOKAR Andreja	1997	SLO	56.30	(18)	55.59	(26)	1:51.89	2.64	17.64	Nordica
25	7	385096	POPOVIC Leona	1997	CRO	56.65	(22)	55.26	(15)	1:51.91	2.66	17.77	Voelkl
26	38	355061	HILZINGER Jessica	1997	GER	56.77	(24)	55.15	(13)	1:51.92	2.67	17.84	Head
27	27	299699	PETERLINI Martina	1997	ITA	56.97	(27)	55.26	(15)	1:52.23	2.98	19.91	Rossignol

DID NOT FINISH RUN 2: 3 competitors

14	565401	BUCIK Ana	1993	SLO									Salomon
30	6536392	HURT A.J.	2000	USA									Head
35	507168	AICHER Emma	2003	GER									Head

DID NOT QUALIFY FOR RUN 2: 13 competitors

53	198177	BRECHE Clotilde	2001	FRA	57.15	(31)							Rossignol
31	198176	LAMURE Marie	2001	FRA	57.19	(32)							Rossignol
21	426193	STJERNESUND Thea Louise	1996	NOR	57.30	(33)							Rossignol
40	516426	STOFFEL Elena	1996	SUI	57.33	(34)							Dynastar
41	426285	MAARSTOEL Andrine	1999	NOR	57.36	(35)							Head
33	6295075	DELLA MEA Lara	1999	ITA	57.41	(36)							Fischer
20	155728	DUBOVSKA Martina	1992	CZE	57.63	(37)							Kaestle
37	507046	BOSTROEM MUSSENER Moa	2001	SWE	57.65	(38)							Rossignol
60	65117	VANREUSEL Kim	1998	BEL	57.92	(39)							Salomon
19	56392	GRITSCH Franziska	1997	AUT	57.92	(39)							Head
49	299939	LORENZI Lucrezia	1998	ITA	57.95	(41)							Rossignol
46	56344	SPORER Marie-Therese	1996	AUT	58.14	(42)							Atomic
54	516722	BRAENDLI Anuk	2003	SUI	59.10	(43)							Atomic

SUN 11 FEB 2024 / Soldeu (AND) / 5082

Page 1/2

Data Processing by LONGINES

www.fis-ski.com

LONGINES Timing

Generation date : SUN 11 FEB 2024

Time : 14:28

Document: C73C 1.0



Number of Competitors: 60, Number of NSAs: 19
Penalty applied: 0.00

Rank	Bib	FIS Code	Name	YB	NSA Code	Run 1	Run 2	Total	Diff.	Race Points	Ski
						Time Rank	Time Rank				

DID NOT FINISH RUN 1: 15 competitors

10	56367	GALLHUBER Katharina	1997	AUT							Atomic
23	555072	GERMANE Dzenifera	2003	LAT							Head
36	6296075	SOLA Beatrice	2003	ITA							Rossignol
39	197616	ALPHAND Estelle	1995	SWE							Head
42	539927	LAPANJA Lila	1994	USA							Stoeckli
43	426187	LYSDAHL Kristin	1996	NOR							Rossignol
45	225518	GUEST Charlie	1993	GBR							Fischer
47	56550	HOERHAGER Lisa	2001	AUT							Voelkl
50	6296281	MONDINELLI Emilia	2004	ITA							Salomon
51	25218	MIJARES RUF Carla	2002	AND							
52	516560	LINGG Charlotte	1999	LIE							Head
55	405138	JELINKOVA Adriana	1995	CZE							Voelkl
56	435432	LUCZAK Magdalena	2001	POL							Atomic
57	108075	BENNETT Sarah	2001	CAN							Rossignol
58	198142	LUGON-MOULIN Laurine	2001	FRA							Dynastar

DISQUALIFIED RUN 1: 2 competitors

25	107747	SMART Amelia	1998	CAN	Gate 53			Rule 629.3			Atomic
59	198253	McFARLANE Caitlin	2002	FRA	Gate 62			Rule 629.3			Rossignol

Reason for disqualification:

629.3 Does not pass through a gate correctly

Jury

FIS Technical Delegate	JACQUEMOD Ingrid	FRA
Referee	GERDOL Peter	FIS
Assistant Referee	MAYR Markus	FIS
Chief of Race	LOPEZ PRATS Santi	AND

Technical Data

Course Name	Avet
Start Altitude	2047m
Finish Altitude	1837m
Vertical Drop	210m
Homologation Number	12396/08/17

Race Information Run 1

Course Setter	ANDERSSON Magnus	USA
Gates/Turning Gates	63/60	
Start Time	10:30	

Race Information Run 2

Course Setter	HAARALA Janne	NOR
Gates/Turning Gates	63/61	
Start Time	13:30	

Forerunners:

Run 1:	F1 - ESTRUGA Pirmin	AND	F2 - CORNELLA Salvador	AND	F3 - EBRI Eric	AND
Run 2:	F1 - ESTRUGA Pirmin	AND	F2 - CORNELLA Salvador	AND	F3 - FERNANDEZ Marc	AND

Conditions on course:

Run 1	MOSTLY CLOUDY	Snow: HARD	Temperature - Start: -3°C	Temperature - Finish: -2°C
Run 2	MOSTLY CLOUDY	Snow: HARD	Temperature - Start: -3°C	Temperature - Finish: -2°C

Legend:

YB Year of Birth



AUDI FIS SKI WORLD CUP
X GRANDVALIRA
ANDORRA 2024
SOLDEU · EL TARTER



Audi
FIS Ski World Cup



Audi
FIS Ski World Cup

AUDI FIS SKI WORLD CUP 2023/24



Soldeu (AND)



9th Women's Slalom

SUN 11 FEB 2024

Start Time 10:30

PENALTY CALCULATION

Best 10 at Finish

F-factor: 730

Rank	Bib	FIS Code	Name	NSA Code	FIS Points	Best 5	Race Points
1	4	506146	SWENN LARSSON Anna	SWE	0.53	0.53	0.00
2	15	385116	LJUTIC Zrinka	CRO	5.21	5.21	2.34
3	3	539909	MOLTZAN Paula	USA	4.39	4.39	5.55
4	5	516284	GISIN Michelle	SUI	10.88		
5	13	516562	RAST Camille	SUI	7.01	7.01	6.82
6	6	206355	DUERR Lena	GER	1.20	1.20	9.22
7	9	107798	NULLMEYER Ali	CAN	9.60		
8	8	56315	TRUPPE Katharina	AUT	7.05		
9	2	56388	LIENSBERGER Katharina	AUT	9.73		
10	24	198215	POGNEAUX Chiara	FRA	12.86		

Best 5 FIS Points Started

Rank	Bib	FIS Code	Name	NSA Code	FIS Points
1	4	506146	SWENN LARSSON Anna	SWE	0.53
24	16	565463	SLOKAR Andreja	SLO	0.85
6	6	206355	DUERR Lena	GER	1.20
3	3	539909	MOLTZAN Paula	USA	4.39
25	7	385096	POPOVIC Leona	CRO	4.57

TOTALS:

FIS Points of Best 5 Started (B)	11.54	
FIS Points of Best 5 at Finish in Top 10 (A)		18.34
Race Points of Corresponding Competitors (C)		23.93
Calculated Penalty (A+B-C):10 =>	0.595	
Rounded	0.60	
Category Adder	0.00	
Correction Value (Z)	0.00	
Calculated Penalty	0.60	
Penalty Applied	0.00	





**AUDI FIS SKI WORLD CUP
X GRANDVALIRA
ANDORRA 2024
SOLDEU · EL TARTER**



Audi
FIS Ski World Cup



Audi
FIS Ski World Cup

AUDI FIS SKI WORLD CUP 2023/24



Soldeu (AND)

9th Women's Slalom

SUN 11 FEB 2024

Start Time 13:30



PERFORMANCE ANALYSIS BY RANK

Number of Competitors: 27 Number of NSAs: 12

Rank	Bib	Name Ski	NSA Code	Positions				Partial		Difference Time	
				Pos	Time	Rank	Pos	Time	Rank		
1	4	SWENN LARSSON Anna Head	SWE	Run 1:	Int1:	9.53	(10)	I1-I2:	16.45	(1)	0.17
				Int2:	25.98	(1)	I2-I3:	17.54	(1)	0.00	
				Int3:	43.52	(1)	I3-Fin:	10.93	(9)	0.00	
				Fin:	54.45	(1)				0.00	
				Run 2:	Int1:	9.11	(1)	I1-I2:	16.68	(9)	0.00
				Int2:	25.79	(6)	I2-I3:	17.64	(5)	0.36	
				Int3:	43.43	(4)	I3-Fin:	11.37	(17)	0.86	
				Fin:	54.80	(7)				1.04	
				Total:	Int1:	1:03.56	(1)				0.00
				Int2:	1:20.24	(1)				0.00	
				Int3:	1:37.88	(1)				0.00	
				Fin:	1:49.25	(1)				0.00	
				2	15	LJUTIC Zrinka Rossignol	CRO	Run 1:	Int1:	9.49	(4)
Int2:	26.32	(8)	I2-I3:					17.66	(4)	0.34	
Int3:	43.98	(3)	I3-Fin:					10.89	(7)	0.46	
Fin:	54.87	(3)								0.42	
Run 2:	Int1:	9.20	(9)					I1-I2:	16.56	(5)	0.09
Int2:	25.76	(5)	I2-I3:					17.77	(10)	0.33	
Int3:	43.53	(5)	I3-Fin:					11.20	(11)	0.96	
Fin:	54.73	(5)								0.97	
Total:	Int1:	1:04.07	(3)								0.51
Int2:	1:20.63	(2)								0.39	
Int3:	1:38.40	(2)								0.52	
Fin:	1:49.60	(2)								0.35	
3	3	MOLTZAN Paula Rossignol	USA					Run 1:	Int1:	9.52	(9)
				Int2:	26.13	(3)	I2-I3:	17.64	(3)	0.15	
				Int3:	43.77	(2)	I3-Fin:	10.82	(3)	0.25	
				Fin:	54.59	(2)				0.14	
				Run 2:	Int1:	9.15	(4)	I1-I2:	16.96	(22)	0.04
				Int2:	26.11	(22)	I2-I3:	17.88	(17)	0.68	
				Int3:	43.99	(20)	I3-Fin:	11.50	(21)	1.42	
				Fin:	55.49	(21)				1.73	
				Total:	Int1:	1:03.74	(2)				0.18
				Int2:	1:20.70	(3)				0.46	
				Int3:	1:38.58	(3)				0.70	
				Fin:	1:50.08	(3)				0.83	



PERFORMANCE ANALYSIS BY RANK

Number of Competitors: 27 Number of NSAs: 12

Rank	Bib	Name Ski	NSA		Positions			Partials		Difference Time						
			Code	Pos	Time	Rank	Pos	Time	Rank							
4	5	GISIN Michelle Salomon	SUI	Run 1:	Int1:	9.61	(15)	I1-I2:	16.97	(15)	0.25					
					Int2:	26.58	(13)		I2-I3:	17.81	(6)	0.60				
					Int3:	44.39	(8)		I3-Fin:	10.78	(2)	0.87				
					Fin:	55.17	(7)									
					Run 2:	Int1:	9.45	(24)	I1-I2:	17.11	(24)	0.34				
						Int2:	26.56	(27)					I2-I3:	17.65	(7)	1.13
						Int3:	44.21	(22)								
						Fin:	54.96	(9)					1.20			
					Total:	Int1:	1:04.62	(8)				1.06				
						Int2:	1:21.73	(10)					1.49			
						Int3:	1:39.38	(7)						1.50		
						Fin:	1:50.13	(4)					0.88			
					5	13	RAST Camille Head	SUI	Run 1:	Int1:	9.71	(24)	I1-I2:	17.02	(17)	0.35
										Int2:	26.73	(19)				
Int3:	44.30	(7)	I3-Fin:	10.96						(11)	0.78					
Fin:	55.26	(8)										0.81				
Run 2:	Int1:	9.21	(12)	I1-I2:						16.86	(17)	0.10				
	Int2:	26.07	(18)										I2-I3:	17.67	(8)	0.64
	Int3:	43.74	(13)													
	Fin:	55.01	(10)										1.25			
Total:	Int1:	1:04.47	(7)									0.91				
	Int2:	1:21.33	(6)										1.09			
	Int3:	1:39.00	(5)											1.12		
	Fin:	1:50.27	(5)										1.02			
6	6	DUERR Lena Head	GER	Run 1:						Int1:	9.50	(5)	I1-I2:	16.72	(4)	0.14
										Int2:	26.22	(4)				
					Int3:	44.26	(6)	I3-Fin:	10.85	(6)	0.74					
					Fin:	55.11	(5)					0.66				
					Run 2:	Int1:	9.18	(7)	I1-I2:	16.91	(18)	0.07				
						Int2:	26.09	(19)					I2-I3:	18.02	(21)	0.66
						Int3:	44.11	(21)								
						Fin:	55.52	(22)					1.76			
					Total:	Int1:	1:04.29	(4)				0.73				
						Int2:	1:21.20	(5)					0.96			
						Int3:	1:39.22	(6)						1.34		
						Fin:	1:50.63	(6)					1.38			
					7	9	NULLMEYER Ali Atomic	CAN	Run 1:	Int1:	9.56	(13)	I1-I2:	16.66	(3)	0.20
										Int2:	26.22	(4)				
Int3:	44.15	(4)	I3-Fin:	10.92						(8)	0.63					
Fin:	55.07	(4)										0.62				
Run 2:	Int1:	9.31	(18)	I1-I2:						16.72	(11)	0.20				
	Int2:	26.03	(15)										I2-I3:	17.81	(13)	0.60
	Int3:	43.84	(15)													
	Fin:	55.57	(25)										1.81			
Total:	Int1:	1:04.38	(5)									0.82				
	Int2:	1:21.10	(4)										0.86			
	Int3:	1:38.91	(4)											1.03		
	Fin:	1:50.64	(7)										1.39			

PERFORMANCE ANALYSIS BY RANK

Number of Competitors: 27 Number of NSAs: 12

Rank	Bib	Name Ski	NSA		Positions			Partials		Difference Time		
			Code	Pos	Time	Rank	Pos	Time	Rank			
8	8	TRUPPE Katharina Voelkl	AUT	Run 1:	Int1:	9.51	(7)	I1-I2:	16.73	(5)	0.15	
					Int2:	26.24	(6)	I2-I3:	17.95	(8)	0.26	
					Int3:	44.19	(5)	I3-Fin:	10.95	(10)	0.67	
					Fin:	55.14	(6)				0.69	
					Run 2:	Int1:	9.32	(19)	I1-I2:	17.03	(23)	0.21
						Int2:	26.35	(26)	I2-I3:	17.98	(19)	0.92
						Int3:	44.33	(25)	I3-Fin:	11.20	(11)	1.76
						Fin:	55.53	(24)				1.77
					Total:	Int1:	1:04.46	(6)				0.90
						Int2:	1:21.49	(7)				1.25
						Int3:	1:39.47	(8)				1.59
						Fin:	1:50.67	(8)				1.42
					9	2	LIENSBERGER Katharina Rossignol	AUT	Run 1:	Int1:	9.56	(13)
Int2:	26.80	(21)	I2-I3:	18.02						(9)	0.82	
Int3:	44.82	(12)	I3-Fin:	10.73						(1)	1.30	
Fin:	55.55	(9)									1.10	
Run 2:	Int1:	9.17	(5)	I1-I2:						16.92	(19)	0.06
	Int2:	26.09	(19)	I2-I3:						18.30	(26)	0.66
	Int3:	44.39	(26)	I3-Fin:						10.90	(3)	1.82
	Fin:	55.29	(17)									1.53
Total:	Int1:	1:04.72	(9)									1.16
	Int2:	1:21.64	(8)									1.40
	Int3:	1:39.94	(15)									2.06
	Fin:	1:50.84	(9)									1.59
10	24	POGNEAUX Chiara Rossignol	FRA	Run 1:						Int1:	9.82	(37)
					Int2:	27.16	(35)	I2-I3:	18.21	(14)	1.18	
					Int3:	45.37	(23)	I3-Fin:	11.73	(40)	1.85	
					Fin:	57.10	(30)				2.65	
					Run 2:	Int1:	9.13	(2)	I1-I2:	16.34	(3)	0.02
						Int2:	25.47	(2)	I2-I3:	17.10	(1)	0.04
						Int3:	42.57	(1)	I3-Fin:	11.19	(9)	0.00
						Fin:	53.76	(1)				0.00
					Total:	Int1:	1:06.23	(22)				2.67
						Int2:	1:22.57	(22)				2.33
						Int3:	1:39.67	(9)				1.79
						Fin:	1:50.86	(10)				1.61
					11	1	HECTOR Sara Head	SWE	Run 1:	Int1:	9.79	(36)
Int2:	26.91	(26)	I2-I3:	17.80						(5)	0.93	
Int3:	44.71	(10)	I3-Fin:	10.84						(4)	1.19	
Fin:	55.55	(9)									1.10	
Run 2:	Int1:	9.37	(21)	I1-I2:						16.77	(14)	0.26
	Int2:	26.14	(23)	I2-I3:						18.10	(23)	0.71
	Int3:	44.24	(23)	I3-Fin:						11.12	(7)	1.67
	Fin:	55.36	(20)									1.60
Total:	Int1:	1:04.92	(10)									1.36
	Int2:	1:21.69	(9)									1.45
	Int3:	1:39.79	(11)									1.91
	Fin:	1:50.91	(11)									1.66

PERFORMANCE ANALYSIS BY RANK

Number of Competitors: 27 Number of NSAs: 12

Rank	Bib	Name Ski	NSA Code	Pos	Positions		Partials		Difference Time			
					Time	Rank	Pos	Time		Rank		
12	32	ROSSETTI Marta Head	ITA	Run 1:	Int1:	9.50	(5)	I1-I2:	17.27	(30)	0.14	
					Int2:	26.77	(20)	I2-I3:	18.21	(14)	0.79	
					Int3:	44.98	(16)	I3-Fin:	11.36	(27)	1.46	
					Fin:	56.34	(19)				1.89	
					Run 2:	Int1:			I1-I2:			
						Int2:	26.02	(14)	I2-I3:	17.53	(3)	0.59
						Int3:	43.55	(7)	I3-Fin:	11.29	(15)	0.98
						Fin:	54.84	(8)				1.08
					Total:	Int1:						
						Int2:	1:22.36	(18)				2.12
						Int3:	1:39.89	(14)				2.01
						Fin:	1:51.18	(12)				1.93
					12	28	DVORNIK Neja Fischer	SLO	Run 1:	Int1:	9.48	(2)
Int2:	26.31	(7)	I2-I3:	18.52						(20)	0.33	
Int3:	44.83	(13)	I3-Fin:	11.05						(13)	1.31	
Fin:	55.88	(12)									1.43	
Run 2:	Int1:	9.23	(13)	I1-I2:						16.83	(16)	0.12
	Int2:	26.06	(16)	I2-I3:						17.86	(16)	0.63
	Int3:	43.92	(16)	I3-Fin:						11.38	(18)	1.35
	Fin:	55.30	(18)									1.54
Total:	Int1:	1:05.11	(12)									1.55
	Int2:	1:21.94	(12)									1.70
	Int3:	1:39.80	(12)									1.92
	Fin:	1:51.18	(12)									1.93
14	34	OEHLUND Cornelia Head	SWE	Run 1:						Int1:	9.71	(24)
					Int2:	26.64	(15)	I2-I3:	18.85	(35)	0.66	
					Int3:	45.49	(25)	I3-Fin:	11.32	(26)	1.97	
					Fin:	56.81	(25)				2.36	
					Run 2:	Int1:	9.20	(9)	I1-I2:	16.23	(1)	0.09
						Int2:	25.43	(1)	I2-I3:	17.89	(18)	0.00
						Int3:	43.32	(3)	I3-Fin:	11.14	(8)	0.75
						Fin:	54.46	(3)				0.70
					Total:	Int1:	1:06.01	(20)				2.45
						Int2:	1:22.24	(17)				2.00
						Int3:	1:40.13	(19)				2.25
						Fin:	1:51.27	(14)				2.02
					14	26	GOOD Nicole Stoeckli	SUI	Run 1:	Int1:	9.48	(2)
Int2:	26.59	(14)	I2-I3:	18.61						(24)	0.61	
Int3:	45.20	(19)	I3-Fin:	11.01						(12)	1.68	
Fin:	56.21	(17)									1.76	
Run 2:	Int1:	9.17	(5)	I1-I2:						16.81	(15)	0.06
	Int2:	25.98	(13)	I2-I3:						17.85	(15)	0.55
	Int3:	43.83	(14)	I3-Fin:						11.23	(13)	1.26
	Fin:	55.06	(11)									1.30
Total:	Int1:	1:05.38	(14)									1.82
	Int2:	1:22.19	(15)									1.95
	Int3:	1:40.04	(18)									2.16
	Fin:	1:51.27	(14)									2.02

PERFORMANCE ANALYSIS BY RANK

Number of Competitors: 27 Number of NSAs: 12

Rank	Bib	Name Ski	NSA Code	Positions			Partials		Difference Time		
				Pos	Time	Rank	Pos	Time		Rank	
16	11	HUBER Katharina Fischer	AUT	Run 1:	Int1:	9.61	(15)	I1-I2:	16.81	(8)	0.25
					Int2:	26.42	(9)	I2-I3:	18.57	(23)	0.44
					Int3:	44.99	(17)	I3-Fin:	11.66	(37)	1.47
					Fin:	56.65	(22)				2.20
				Run 2:	Int1:	9.23	(13)	I1-I2:	16.31	(2)	0.12
					Int2:	25.54	(3)	I2-I3:	17.77	(10)	0.11
					Int3:	43.31	(2)	I3-Fin:	11.43	(20)	0.74
					Fin:	54.74	(6)				0.98
				Total:	Int1:	1:05.88	(17)				2.32
					Int2:	1:22.19	(15)				1.95
					Int3:	1:39.96	(16)				2.08
					Fin:	1:51.39	(16)				2.14
17	22	ARONSSON ELFMAN Hanna Rossignol	SWE	Run 1:	Int1:	9.63	(18)	I1-I2:	17.06	(17)	0.27
					Int2:	26.69	(17)	I2-I3:	18.65	(29)	0.71
					Int3:	45.34	(21)	I3-Fin:	10.84	(4)	1.82
					Fin:	56.18	(16)				1.73
				Run 2:	Int1:	9.14	(3)	I1-I2:	16.74	(12)	0.03
					Int2:	25.88	(10)	I2-I3:	18.51	(27)	0.45
					Int3:	44.39	(26)	I3-Fin:	10.92	(4)	1.82
					Fin:	55.31	(19)				1.55
				Total:	Int1:	1:05.32	(13)				1.76
					Int2:	1:22.06	(14)				1.82
					Int3:	1:40.57	(22)				2.69
					Fin:	1:51.49	(17)				2.24
18	48	TSCHURTSCHENTHALER Vera Rossignol	ITA	Run 1:	Int1:	9.92	(40)	I1-I2:	17.19	(24)	0.56
					Int2:	27.11	(33)	I2-I3:	18.67	(31)	1.13
					Int3:	45.78	(31)	I3-Fin:	11.31	(24)	2.26
					Fin:	57.09	(29)				2.64
				Run 2:	Int1:	9.36	(20)	I1-I2:	16.70	(10)	0.25
					Int2:	26.06	(16)	I2-I3:	17.62	(4)	0.63
					Int3:	43.68	(11)	I3-Fin:	10.77	(2)	1.11
					Fin:	54.45	(2)				0.69
				Total:	Int1:	1:06.45	(24)				2.89
					Int2:	1:23.15	(27)				2.91
					Int3:	1:40.77	(27)				2.89
					Fin:	1:51.54	(18)				2.29
19	18	ST-GERMAIN Laurence Rossignol	CAN	Run 1:	Int1:	9.68	(22)	I1-I2:	16.80	(7)	0.32
					Int2:	26.48	(10)	I2-I3:	18.15	(12)	0.50
					Int3:	44.63	(9)	I3-Fin:	11.07	(14)	1.11
					Fin:	55.70	(11)				1.25
				Run 2:	Int1:	9.25	(16)	I1-I2:	16.94	(21)	0.14
					Int2:	26.19	(24)	I2-I3:	18.12	(24)	0.76
					Int3:	44.31	(24)	I3-Fin:	11.54	(24)	1.74
					Fin:	55.85	(27)				2.09
				Total:	Int1:	1:04.95	(11)				1.39
					Int2:	1:21.89	(11)				1.65
					Int3:	1:40.01	(17)				2.13
					Fin:	1:51.55	(19)				2.30

PERFORMANCE ANALYSIS BY RANK

Number of Competitors: 27 Number of NSAs: 12

Rank	Bib	Name Ski	NSA Code	Positions Pos	Positions		Partials		Difference Time		
					Time	Rank	Pos	Time		Rank	
20	17	HOLTMANN Mina Fuerst Atomic	NOR	Run 1:	Int1:	9.64	(20)	I1-I2:	16.92	(12)	0.28
					Int2:	26.56	(11)	I2-I3:	18.30	(16)	0.58
					Int3:	44.86	(14)	I3-Fin:	11.18	(17)	1.34
					Fin:	56.04	(15)			1.59	
				Run 2:	Int1:	9.37	(21)	I1-I2:	16.57	(6)	0.26
					Int2:	25.94	(12)	I2-I3:	17.69	(9)	0.51
					Int3:	43.63	(8)	I3-Fin:	11.89	(26)	1.06
					Fin:	55.52	(22)			1.76	
				Total:	Int1:	1:05.41	(15)			1.85	
					Int2:	1:21.98	(13)			1.74	
					Int3:	1:39.67	(9)			1.79	
					Fin:	1:51.56	(20)			2.31	
				21	44	CHEVRIER Marion Atomic	FRA	Run 1:	Int1:	9.74	(29)
Int2:	26.99	(28)	I2-I3:						18.51	(19)	1.01
Int3:	45.50	(26)	I3-Fin:						11.10	(15)	1.98
Fin:	56.60	(20)								2.15	
Run 2:	Int1:	9.40	(23)					I1-I2:	16.92	(19)	0.29
	Int2:	26.32	(25)					I2-I3:	17.64	(5)	0.89
	Int3:	43.96	(18)					I3-Fin:	11.11	(6)	1.39
	Fin:	55.07	(12)							1.31	
Total:	Int1:	1:06.00	(19)							2.44	
	Int2:	1:22.92	(26)							2.68	
	Int3:	1:40.56	(21)							2.68	
	Fin:	1:51.67	(21)							2.42	
22	12	MEILLARD Melanie Rossignol	SUI					Run 1:	Int1:	9.78	(34)
				Int2:	27.03	(31)	I2-I3:		18.66	(30)	1.05
				Int3:	45.69	(30)	I3-Fin:		11.30	(21)	2.17
				Fin:	56.99	(28)				2.54	
				Run 2:	Int1:	9.27	(17)	I1-I2:	16.59	(7)	0.16
					Int2:	25.86	(9)	I2-I3:	17.80	(12)	0.43
					Int3:	43.66	(10)	I3-Fin:	11.04	(5)	1.09
					Fin:	54.70	(4)			0.94	
				Total:	Int1:	1:06.26	(23)			2.70	
					Int2:	1:22.85	(25)			2.61	
					Int3:	1:40.65	(24)			2.77	
					Fin:	1:51.69	(22)			2.44	
				23	29	COLTURI Lara Blizzard	ALB	Run 1:	Int1:	9.62	(17)
Int2:	27.01	(30)	I2-I3:						18.32	(18)	1.03
Int3:	45.33	(20)	I3-Fin:						11.30	(21)	1.81
Fin:	56.63	(21)								2.18	
Run 2:	Int1:							I1-I2:			
	Int2:	25.83	(8)					I2-I3:	17.82	(14)	0.40
	Int3:	43.65	(9)					I3-Fin:	11.50	(21)	1.08
	Fin:	55.15	(13)							1.39	
Total:	Int1:										
	Int2:	1:22.46	(20)							2.22	
	Int3:	1:40.28	(20)							2.40	
	Fin:	1:51.78	(23)							2.53	

PERFORMANCE ANALYSIS BY RANK

Number of Competitors: 27 Number of NSAs: 12

Rank	Bib	Name Ski	NSA Code	Pos	Positions		Partials		Difference Time			
					Time	Rank	Pos	Time		Rank		
24	16	SLOKAR Andreja Nordica	SLO	Run 1:	Int1:	9.76	(31)	I1-I2:	17.17	(23)	0.40	
					Int2:	26.93	(27)	I2-I3:	18.14	(11)	0.95	
					Int3:	45.07	(18)	I3-Fin:	11.23	(18)	1.55	
					Fin:	56.30	(18)				1.85	
					Run 2:	Int1:			I1-I2:			
						Int2:	26.10	(21)	I2-I3:	17.43	(2)	0.67
						Int3:	43.53	(5)	I3-Fin:	12.06	(27)	0.96
						Fin:	55.59	(26)				1.83
					Total:	Int1:						
						Int2:	1:22.40	(19)				2.16
						Int3:	1:39.83	(13)				1.95
						Fin:	1:51.89	(24)				2.64
25	7	POPOVIC Leona Voelkl	CRO	Run 1:	Int1:	9.63	(18)	I1-I2:	16.93	(13)	0.27	
					Int2:	26.56	(11)	I2-I3:	18.78	(33)	0.58	
					Int3:	45.34	(21)	I3-Fin:	11.31	(24)	1.82	
					Fin:	56.65	(22)				2.20	
					Run 2:	Int1:	9.20	(9)	I1-I2:	16.61	(8)	0.09
						Int2:	25.81	(7)	I2-I3:	18.14	(25)	0.38
						Int3:	43.95	(17)	I3-Fin:	11.31	(16)	1.38
						Fin:	55.26	(15)				1.50
					Total:	Int1:	1:05.85	(16)				2.29
						Int2:	1:22.46	(20)				2.22
						Int3:	1:40.60	(23)				2.72
						Fin:	1:51.91	(25)				2.66
26	38	HILZINGER Jessica Head	GER	Run 1:	Int1:	9.76	(31)	I1-I2:	17.11	(19)	0.40	
					Int2:	26.87	(24)	I2-I3:	18.64	(27)	0.89	
					Int3:	45.51	(28)	I3-Fin:	11.26	(19)	1.99	
					Fin:	56.77	(24)				2.32	
					Run 2:	Int1:	9.18	(7)	I1-I2:	16.75	(13)	0.07
						Int2:	25.93	(11)	I2-I3:	18.03	(22)	0.50
						Int3:	43.96	(18)	I3-Fin:	11.19	(9)	1.39
						Fin:	55.15	(13)				1.39
					Total:	Int1:	1:05.95	(18)				2.39
						Int2:	1:22.70	(23)				2.46
						Int3:	1:40.73	(26)				2.85
						Fin:	1:51.92	(26)				2.67
27	27	PETERLINI Martina Rossignol	ITA	Run 1:	Int1:	9.76	(31)	I1-I2:	17.43	(38)	0.40	
					Int2:	27.19	(37)	I2-I3:	18.31	(17)	1.21	
					Int3:	45.50	(26)	I3-Fin:	11.47	(30)	1.98	
					Fin:	56.97	(27)				2.52	
					Run 2:	Int1:	9.23	(13)	I1-I2:	16.51	(4)	0.12
						Int2:	25.74	(4)	I2-I3:	17.99	(20)	0.31
						Int3:	43.73	(12)	I3-Fin:	11.53	(23)	1.16
						Fin:	55.26	(15)				1.50
					Total:	Int1:	1:06.20	(21)				2.64
						Int2:	1:22.71	(24)				2.47
						Int3:	1:40.70	(25)				2.82
						Fin:	1:52.23	(27)				2.98



**AUDI FIS SKI WORLD CUP
X GRANDVALIRA
ANDORRA 2024
SOLDEU · EL TARTER**



Audi
FIS Ski World Cup



Audi
FIS Ski World Cup

AUDI FIS SKI WORLD CUP 2023/24



Soldeu (AND)

9th Women's Slalom

SUN 11 FEB 2024

Start Time 13:30



PERFORMANCE ANALYSIS BY BIB

Number of Competitors: 60 Number of NSAs: 19

Bib	Name Ski	NSA Code	Run	Positions			Partials		Difference Time	
				Pos	Time	Rank	Pos	Time		Rank
1	HECTOR Sara Head	SWE	Run 1:	Int1:	9.79	(46)	I1-I2:	17.12	(27)	0.43
				Int2:	26.91	(33)	I2-I3:	17.80	(5)	0.93
				Int3:	44.71	(10)	I3-Fin:	10.84	(4)	1.19
				Fin:	55.55	(9)				1.10
			Run 2:	Int1:	9.37	(24)	I1-I2:	16.77	(16)	0.44
				Int2:	26.14	(26)	I2-I3:	18.10	(24)	0.94
				Int3:	44.24	(24)	I3-Fin:	11.12	(7)	1.67
				Fin:	55.36	(20)				1.60
			Total:	Int1:	1:04.92	(10)				1.36
				Int2:	1:21.69	(10)				1.45
				Int3:	1:39.79	(12)				1.91
				Fin:	1:50.91	(11)				1.66
			2	LIENSBERGER Katharina Rossignol	AUT	Run 1:	Int1:	9.56	(16)	I1-I2:
Int2:	26.80	(28)					I2-I3:	18.02	(9)	0.82
Int3:	44.82	(12)					I3-Fin:	10.73	(1)	1.30
Fin:	55.55	(9)								1.10
Run 2:	Int1:	9.17				(6)	I1-I2:	16.92	(22)	0.24
	Int2:	26.09				(22)	I2-I3:	18.30	(27)	0.89
	Int3:	44.39				(27)	I3-Fin:	10.90	(3)	1.82
	Fin:	55.29				(17)				1.53
Total:	Int1:	1:04.72				(9)				1.16
	Int2:	1:21.64				(9)				1.40
	Int3:	1:39.94				(16)				2.06
	Fin:	1:50.84				(9)				1.59
3	MOLTZAN Paula Rossignol	USA				Run 1:	Int1:	9.52	(11)	I1-I2:
			Int2:	26.13	(3)		I2-I3:	17.64	(3)	0.15
			Int3:	43.77	(2)		I3-Fin:	10.82	(3)	0.25
			Fin:	54.59	(2)					0.14
			Run 2:	Int1:	9.15	(5)	I1-I2:	16.96	(25)	0.22
				Int2:	26.11	(25)	I2-I3:	17.88	(18)	0.91
				Int3:	43.99	(21)	I3-Fin:	11.50	(21)	1.42
				Fin:	55.49	(21)				1.73
			Total:	Int1:	1:03.74	(2)				0.18
				Int2:	1:20.70	(3)				0.46
				Int3:	1:38.58	(3)				0.70
				Fin:	1:50.08	(3)				0.83



Number of Competitors: 60 Number of NSAs: 19

Bib	Name Ski	NSA Code	Positions			Partials		Difference Time		
			Pos	Time	Rank	Pos	Time		Rank	
4	SWENN LARSSON Anna Head	SWE	Run 1:	Int1:	9.53	(12)	I1-I2:	16.45	(1)	0.17
				Int2:	25.98	(1)	I2-I3:	17.54	(1)	0.00
				Int3:	43.52	(1)	I3-Fin:	10.93	(9)	0.00
				Fin:	54.45	(1)				0.00
			Run 2:	Int1:	9.11	(2)	I1-I2:	16.68	(10)	0.18
				Int2:	25.79	(7)	I2-I3:	17.64	(6)	0.59
				Int3:	43.43	(5)	I3-Fin:	11.37	(17)	0.86
				Fin:	54.80	(7)				1.04
			Total:	Int1:	1:03.56	(1)				0.00
				Int2:	1:20.24	(1)				0.00
				Int3:	1:37.88	(1)				0.00
				Fin:	1:49.25	(1)				0.00
			5	GISIN Michelle Salomon	SUI	Run 1:	Int1:	9.61	(19)	I1-I2:
Int2:	26.58	(17)					I2-I3:	17.81	(6)	0.60
Int3:	44.39	(8)					I3-Fin:	10.78	(2)	0.87
Fin:	55.17	(7)								0.72
Run 2:	Int1:	9.45				(27)	I1-I2:	17.11	(27)	0.52
	Int2:	26.56				(30)	I2-I3:	17.65	(8)	1.36
	Int3:	44.21				(23)	I3-Fin:	10.75	(1)	1.64
	Fin:	54.96				(9)				1.20
Total:	Int1:	1:04.62				(8)				1.06
	Int2:	1:21.73				(11)				1.49
	Int3:	1:39.38				(8)				1.50
	Fin:	1:50.13				(4)				0.88
6	DUERR Lena Head	GER				Run 1:	Int1:	9.50	(6)	I1-I2:
			Int2:	26.22	(4)		I2-I3:	18.04	(10)	0.24
			Int3:	44.26	(6)		I3-Fin:	10.85	(6)	0.74
			Fin:	55.11	(5)					0.66
			Run 2:	Int1:	9.18	(8)	I1-I2:	16.91	(21)	0.25
				Int2:	26.09	(22)	I2-I3:	18.02	(22)	0.89
				Int3:	44.11	(22)	I3-Fin:	11.41	(19)	1.54
				Fin:	55.52	(22)				1.76
			Total:	Int1:	1:04.29	(4)				0.73
				Int2:	1:21.20	(5)				0.96
				Int3:	1:39.22	(7)				1.34
				Fin:	1:50.63	(6)				1.38
			7	POPOVIC Leona Voelkl	CRO	Run 1:	Int1:	9.63	(22)	I1-I2:
Int2:	26.56	(13)					I2-I3:	18.78	(35)	0.58
Int3:	45.34	(22)					I3-Fin:	11.31	(24)	1.82
Fin:	56.65	(22)								2.20
Run 2:	Int1:	9.20				(11)	I1-I2:	16.61	(9)	0.27
	Int2:	25.81				(8)	I2-I3:	18.14	(26)	0.61
	Int3:	43.95				(18)	I3-Fin:	11.31	(16)	1.38
	Fin:	55.26				(15)				1.50
Total:	Int1:	1:05.85				(18)				2.29
	Int2:	1:22.46				(22)				2.22
	Int3:	1:40.60				(24)				2.72
	Fin:	1:51.91				(25)				2.66

Number of Competitors: 60 Number of NSAs: 19

Bib	Name Ski	NSA Code	Positions			Partials		Difference Time		
			Pos	Time	Rank	Pos	Time		Rank	
8	TRUPPE Katharina Voelkl	AUT	Run 1:	Int1:	9.51	(9)	I1-I2:	16.73	(5)	0.15
				Int2:	26.24	(6)	I2-I3:	17.95	(8)	0.26
				Int3:	44.19	(5)	I3-Fin:	10.95	(10)	0.67
				Fin:	55.14	(6)				0.69
			Run 2:	Int1:	9.32	(22)	I1-I2:	17.03	(26)	0.39
				Int2:	26.35	(29)	I2-I3:	17.98	(20)	1.15
				Int3:	44.33	(26)	I3-Fin:	11.20	(11)	1.76
				Fin:	55.53	(24)				1.77
			Total:	Int1:	1:04.46	(6)				0.90
				Int2:	1:21.49	(8)				1.25
				Int3:	1:39.47	(9)				1.59
				Fin:	1:50.67	(8)				1.42
			9	NULLMEYER Ali Atomic	CAN	Run 1:	Int1:	9.56	(16)	I1-I2:
	Int2:	26.22				(4)	I2-I3:	17.93	(7)	0.24
	Int3:	44.15				(4)	I3-Fin:	10.92	(8)	0.63
	Fin:	55.07				(4)				0.62
Run 2:	Int1:	9.31				(21)	I1-I2:	16.72	(13)	0.38
	Int2:	26.03				(18)	I2-I3:	17.81	(14)	0.83
	Int3:	43.84				(16)	I3-Fin:	11.73	(25)	1.27
	Fin:	55.57				(25)				1.81
Total:	Int1:	1:04.38				(5)				0.82
	Int2:	1:21.10				(4)				0.86
	Int3:	1:38.91				(5)				1.03
	Fin:	1:50.64				(7)				1.39
10	GALLHUBER Katharina Atomic	AUT				Run 1:	Int1:	9.50	(6)	I1-I2:
				Int2:	26.56	(13)	I2-I3:			0.58
				Int3:			I3-Fin:			
				Fin:	DNF					
			Total:		DNF					
11	HUBER Katharina Fischer	AUT	Run 1:	Int1:	9.61	(19)	I1-I2:	16.81	(8)	0.25
				Int2:	26.42	(10)	I2-I3:	18.57	(24)	0.44
				Int3:	44.99	(18)	I3-Fin:	11.66	(37)	1.47
				Fin:	56.65	(22)				2.20
			Run 2:	Int1:	9.23	(15)	I1-I2:	16.31	(3)	0.30
				Int2:	25.54	(4)	I2-I3:	17.77	(11)	0.34
				Int3:	43.31	(3)	I3-Fin:	11.43	(20)	0.74
				Fin:	54.74	(6)				0.98
			Total:	Int1:	1:05.88	(19)				2.32
				Int2:	1:22.19	(17)				1.95
				Int3:	1:39.96	(17)				2.08
				Fin:	1:51.39	(16)				2.14

Soldeu (AND)

9th Women's Slalom

SUN 11 FEB 2024

PERFORMANCE ANALYSIS BY BIB

Start Time 13:30

Number of Competitors: 60 Number of NSAs: 19

Bib	Name Ski	NSA Code	Positions			Partials		Difference Time						
			Pos	Time	Rank	Pos	Time		Rank					
12	MEILLARD Melanie Rossignol	SUI	Run 1:	Int1:	9.78	(42)	I1-I2:	17.25	(35)	0.42				
				Int2:	27.03	(38)					I2-I3:	18.66	(31)	1.05
				Int3:	45.69	(32)					I3-Fin:	11.30	(21)	2.17
				Fin:	56.99	(28)								2.54
			Run 2:	Int1:	9.27	(19)	I1-I2:	16.59	(8)	0.34				
				Int2:	25.86	(10)					I2-I3:	17.80	(13)	0.66
				Int3:	43.66	(11)					I3-Fin:	11.04	(5)	1.09
				Fin:	54.70	(4)								0.94
			Total:	Int1:	1:06.26	(26)	2.70							
				Int2:	1:22.85	(28)		2.61						
				Int3:	1:40.65	(25)		2.77						
				Fin:	1:51.69	(22)		2.44						
			13	RAST Camille Head	SUI	Run 1:	Int1:	9.71	(31)	I1-I2:	17.02	(20)	0.35	
Int2:	26.73	(25)					I2-I3:	17.57	(2)					0.75
Int3:	44.30	(7)					I3-Fin:	10.96	(11)					0.78
Fin:	55.26	(8)												0.81
Run 2:	Int1:	9.21				(14)	I1-I2:	16.86	(20)	0.28				
	Int2:	26.07				(21)					I2-I3:	17.67	(9)	0.87
	Int3:	43.74				(14)					I3-Fin:	11.27	(14)	1.17
	Fin:	55.01				(10)								1.25
Total:	Int1:	1:04.47				(7)	0.91							
	Int2:	1:21.33				(7)		1.09						
	Int3:	1:39.00				(6)		1.12						
	Fin:	1:50.27				(5)		1.02						
14	BUCIK Ana Salomon	SLO				Run 1:	Int1:	9.55	(15)	I1-I2:	17.12	(27)	0.19	
			Int2:	26.67	(22)		I2-I3:	18.19	(13)					0.69
			Int3:	44.86	(14)		I3-Fin:	11.16	(16)					1.34
			Fin:	56.02	(13)									1.57
			Run 2:	Int1:	9.29	(20)	I1-I2:	16.71	(12)	0.36				
				Int2:	26.00	(16)					I2-I3:			0.80
				Int3:							I3-Fin:			
				Fin:	DNF									
			Total:	Int1:	1:05.31	(14)	1.75							
				Int2:	1:22.02	(15)		1.78						
				Int3:										
				Fin:	DNF									
			15	LJUTIC Zrinka Rossignol	CRO	Run 1:	Int1:	9.49	(5)	I1-I2:	16.83	(10)	0.13	
Int2:	26.32	(8)					I2-I3:	17.66	(4)					0.34
Int3:	43.98	(3)					I3-Fin:	10.89	(7)					0.46
Fin:	54.87	(3)												0.42
Run 2:	Int1:	9.20				(11)	I1-I2:	16.56	(6)	0.27				
	Int2:	25.76				(6)					I2-I3:	17.77	(11)	0.56
	Int3:	43.53				(6)					I3-Fin:	11.20	(11)	0.96
	Fin:	54.73				(5)								0.97
Total:	Int1:	1:04.07				(3)	0.51							
	Int2:	1:20.63				(2)		0.39						
	Int3:	1:38.40				(2)		0.52						
	Fin:	1:49.60				(2)		0.35						

Number of Competitors: 60 Number of NSAs: 19

Bib	Name Ski	NSA Code	Pos	Positions			Partials		Difference Time					
				Time	Rank	Pos	Time	Rank						
16	SLOKAR Andreja Nordica	SLO	Run 1:	Int1:	9.76	(39)	I1-I2:	17.17	(30)	0.40				
				Int2:	26.93	(34)					I2-I3:	18.14	(11)	0.95
				Int3:	45.07	(19)					I3-Fin:	11.23	(18)	1.55
				Fin:	56.30	(18)								
			Run 2:	Int1:		I1-I2:	17.43	(2)	0.90					
				Int2:	26.10					(24)	I2-I3:	12.06	(27)	0.96
				Int3:	43.53					(6)	I3-Fin:	12.06	(27)	1.83
				Fin:	55.59					(26)				
			Total:	Int1:		I1-I2:	1:22.40	(21)	2.16					
				Int2:	1:22.40					(21)	I2-I3:	1:39.83	(14)	1.95
				Int3:	1:39.83					(14)				
			Fin:	1:51.89	(24)	2.64								
			17	HOLTMANN Mina Fuerst Atomic	NOR	Run 1:	Int1:	9.64	(24)	I1-I2:	16.92	(15)	0.28	
Int2:	26.56	(13)					I2-I3:	18.30	(17)					0.58
Int3:	44.86	(14)					I3-Fin:	11.18	(17)					1.34
Fin:	56.04	(15)												
Run 2:	Int1:	9.37				(24)	I1-I2:	16.57	(7)	0.44				
	Int2:	25.94				(13)					I2-I3:	17.69	(10)	0.74
	Int3:	43.63				(9)					I3-Fin:	11.89	(26)	1.06
	Fin:	55.52				(22)								
Total:	Int1:	1:05.41				(17)	I1-I2:	1:21.98	(14)	1.74				
	Int2:	1:21.98				(14)					I2-I3:	1:39.67	(10)	1.79
	Int3:	1:39.67				(10)								
Fin:	1:51.56	(20)				2.31								
18	ST-GERMAIN Laurence Rossignol	CAN				Run 1:	Int1:	9.68	(28)	I1-I2:	16.80	(7)	0.32	
			Int2:	26.48	(11)		I2-I3:	18.15	(12)					0.50
			Int3:	44.63	(9)		I3-Fin:	11.07	(14)					1.11
			Fin:	55.70	(11)									
			Run 2:	Int1:	9.25	(18)	I1-I2:	16.94	(24)	0.32				
				Int2:	26.19	(27)					I2-I3:	18.12	(25)	0.99
				Int3:	44.31	(25)					I3-Fin:	11.54	(24)	1.74
				Fin:	55.85	(27)								
			Total:	Int1:	1:04.95	(11)	I1-I2:	1:21.89	(12)	1.65				
				Int2:	1:21.89	(12)					I2-I3:	1:40.01	(18)	2.13
				Int3:	1:40.01	(18)								
			Fin:	1:51.55	(19)	2.30								
			19	GRITSCH Franziska Head	AUT	Run 1:	Int1:	9.69	(30)	I1-I2:	17.57	(51)	0.33	
Int2:	27.26	(48)					I2-I3:	19.19	(43)					1.28
Int3:	46.45	(45)					I3-Fin:	11.47	(30)					2.93
Fin:	57.92	(39)												
Total:	DNQ													
20	DUBOVSKA Martina Kaestle	CZE	Run 1:	Int1:	9.97	(56)	I1-I2:	16.83	(10)	0.61				
				Int2:	26.80	(28)					I2-I3:	19.10	(42)	0.82
				Int3:	45.90	(38)					I3-Fin:	11.73	(40)	2.38
				Fin:	57.63	(37)								
			Total:	DNQ										
21	STJERNESUND Thea Louise Rossignol	NOR	Run 1:	Int1:	9.71	(31)	I1-I2:	16.99	(19)	0.35				
				Int2:	26.70	(24)					I2-I3:	18.94	(38)	0.72
				Int3:	45.64	(31)					I3-Fin:	11.66	(37)	2.12
				Fin:	57.30	(33)								
			Total:	DNQ										

Number of Competitors: 60 Number of NSAs: 19

Bib	Name Ski	NSA Code	Positions			Partials		Difference Time		
			Pos	Time	Rank	Pos	Time		Rank	
22	ARONSSON ELFMAN Hanna Rossignol	SWE	Run 1:	Int1:	9.63	(22)	I1-I2:	17.06	(21)	0.27
				Int2:	26.69	(23)	I2-I3:	18.65	(30)	0.71
				Int3:	45.34	(22)	I3-Fin:	10.84	(4)	1.82
				Fin:	56.18	(16)				1.73
			Run 2:	Int1:	9.14	(4)	I1-I2:	16.74	(14)	0.21
				Int2:	25.88	(11)	I2-I3:	18.51	(28)	0.68
				Int3:	44.39	(27)	I3-Fin:	10.92	(4)	1.82
				Fin:	55.31	(19)				1.55
			Total:	Int1:	1:05.32	(15)				1.76
				Int2:	1:22.06	(16)				1.82
				Int3:	1:40.57	(23)				2.69
				Fin:	1:51.49	(17)				2.24
			23	GERMANE Dzenifera Head	LAT	Run 1:	Int1:	9.89	(50)	I1-I2:
	Int2:						I2-I3:			
	Int3:						I3-Fin:			
	Fin:	DNF								
Total:		DNF								
24	POGNEAUX Chiara Rossignol	FRA	Run 1:	Int1:	9.82	(47)	I1-I2:	17.34	(41)	0.46
				Int2:	27.16	(42)	I2-I3:	18.21	(14)	1.18
				Int3:	45.37	(25)	I3-Fin:	11.73	(40)	1.85
				Fin:	57.10	(30)				2.65
			Run 2:	Int1:	9.13	(3)	I1-I2:	16.34	(4)	0.20
				Int2:	25.47	(3)	I2-I3:	17.10	(1)	0.27
				Int3:	42.57	(1)	I3-Fin:	11.19	(9)	0.00
				Fin:	53.76	(1)				0.00
			Total:	Int1:	1:06.23	(25)				2.67
				Int2:	1:22.57	(24)				2.33
				Int3:	1:39.67	(10)				1.79
				Fin:	1:50.86	(10)				1.61
			25	SMART Amelia Atomic	CAN	Run 1:	Int1:	9.66	(25)	I1-I2:
	Int2:	26.57				(16)	I2-I3:	18.29	(16)	0.59
	Int3:	44.86				(14)	I3-Fin:			1.34
	Fin:	DSQ								
Total:		DSQ								
26	GOOD Nicole Stoeckli	SUI	Run 1:	Int1:	9.48	(3)	I1-I2:	17.11	(25)	0.12
				Int2:	26.59	(18)	I2-I3:	18.61	(25)	0.61
				Int3:	45.20	(20)	I3-Fin:	11.01	(12)	1.68
				Fin:	56.21	(17)				1.76
			Run 2:	Int1:	9.17	(6)	I1-I2:	16.81	(18)	0.24
				Int2:	25.98	(14)	I2-I3:	17.85	(16)	0.78
				Int3:	43.83	(15)	I3-Fin:	11.23	(13)	1.26
				Fin:	55.06	(11)				1.30
			Total:	Int1:	1:05.38	(16)				1.82
				Int2:	1:22.19	(17)				1.95
				Int3:	1:40.04	(19)				2.16
				Fin:	1:51.27	(14)				2.02

Number of Competitors: 60 Number of NSAs: 19

Bib	Name Ski	NSA Code	Positions			Partials		Difference Time			
			Pos	Time	Rank	Pos	Time		Rank		
27	PETERLINI Martina Rossignol	ITA	Run 1:	Int1:	9.76	(39)	I1-I2:	17.43	(46)	0.40	
				Int2:	27.19	(45)		I2-I3:	18.31	(18)	1.21
				Int3:	45.50	(28)		I3-Fin:	11.47	(30)	1.98
				Fin:	56.97	(27)					2.52
			Run 2:	Int1:	9.23	(15)	I1-I2:	16.51	(5)	0.30	
				Int2:	25.74	(5)		I2-I3:	17.99	(21)	0.54
				Int3:	43.73	(13)		I3-Fin:	11.53	(23)	1.16
				Fin:	55.26	(15)					1.50
			Total:	Int1:	1:06.20	(24)				2.64	
				Int2:	1:22.71	(26)				2.47	
				Int3:	1:40.70	(26)				2.82	
				Fin:	1:52.23	(27)				2.98	
			28	DVORNIK Neja Fischer	SLO	Run 1:	Int1:	9.48	(3)	I1-I2:	16.83
Int2:	26.31	(7)					I2-I3:	18.52	(21)		0.33
Int3:	44.83	(13)					I3-Fin:	11.05	(13)		1.31
Fin:	55.88	(12)									1.43
Run 2:	Int1:	9.23				(15)	I1-I2:	16.83	(19)	0.30	
	Int2:	26.06				(19)		I2-I3:	17.86	(17)	0.86
	Int3:	43.92				(17)		I3-Fin:	11.38	(18)	1.35
	Fin:	55.30				(18)					1.54
Total:	Int1:	1:05.11				(13)				1.55	
	Int2:	1:21.94				(13)				1.70	
	Int3:	1:39.80				(13)				1.92	
	Fin:	1:51.18				(12)				1.93	
29	COLTURI Lara Blizzard	ALB				Run 1:	Int1:	9.62	(21)	I1-I2:	17.39
			Int2:	27.01	(37)		I2-I3:	18.32	(19)		1.03
			Int3:	45.33	(21)		I3-Fin:	11.30	(21)		1.81
			Fin:	56.63	(21)						2.18
			Run 2:	Int1:			I1-I2:				
				Int2:	25.83	(9)		I2-I3:	17.82	(15)	0.63
				Int3:	43.65	(10)		I3-Fin:	11.50	(21)	1.08
				Fin:	55.15	(13)					1.39
			Total:	Int1:							
				Int2:	1:22.46	(22)				2.22	
				Int3:	1:40.28	(21)				2.40	
				Fin:	1:51.78	(23)				2.53	
			30	HURT A J Head	USA	Run 1:	Int1:	9.36	(1)	I1-I2:	16.76
Int2:	26.12	(2)					I2-I3:	18.62	(26)		0.14
Int3:	44.74	(11)					I3-Fin:	11.28	(20)		1.22
Fin:	56.02	(13)									1.57
Run 2:	Int1:	8.93				(1)	I1-I2:	16.27	(2)	0.00	
	Int2:	25.20				(1)		I2-I3:	17.52	(3)	0.00
	Int3:	42.72				(2)		I3-Fin:			0.15
	Fin:	DNF									
Total:	Int1:	1:04.95				(11)				1.39	
	Int2:	1:21.22				(6)				0.98	
	Int3:	1:38.74				(4)				0.86	
	Fin:	DNF									

PERFORMANCE ANALYSIS BY BIB

Number of Competitors: 60 Number of NSAs: 19

Bib	Name Ski	NSA Code	Pos	Positions			Partials		Difference Time	
				Time	Rank	Pos	Time	Rank		
31	LAMURE Marie Rossignol	FRA	Run 1:	Int1:	9.53	(12)	I1-I2:	17.46	(47)	0.17
			Int2:	26.99	(35)	I2-I3:	18.81	(36)	1.01	
			Int3:	45.80	(35)	I3-Fin:	11.39	(28)	2.28	
			Fin:	57.19	(32)			2.74		
			Total:		DNQ					
32	ROSSETTI Marta Head	ITA	Run 1:	Int1:	9.50	(6)	I1-I2:	17.27	(37)	0.14
			Int2:	26.77	(26)	I2-I3:	18.21	(14)	0.79	
			Int3:	44.98	(17)	I3-Fin:	11.36	(27)	1.46	
			Fin:	56.34	(19)			1.89		
			Run 2:	Int1:			I1-I2:			
			Int2:	26.02	(17)	I2-I3:	17.53	(4)	0.82	
			Int3:	43.55	(8)	I3-Fin:	11.29	(15)	0.98	
			Fin:	54.84	(8)			1.08		
			Total:	Int1:						
			Int2:	1:22.36	(20)			2.12		
Int3:	1:39.89	(15)			2.01					
Fin:	1:51.18	(12)			1.93					
33	DELLA MEA Lara Fischer	ITA	Run 1:	Int1:	9.88	(48)	I1-I2:	17.51	(50)	0.52
			Int2:	27.39	(52)	I2-I3:	18.54	(22)	1.41	
			Int3:	45.93	(39)	I3-Fin:	11.48	(32)	2.41	
			Fin:	57.41	(36)			2.96		
			Total:		DNQ					
34	OEHLUND Cornelia Head	SWE	Run 1:	Int1:	9.71	(31)	I1-I2:	16.93	(16)	0.35
			Int2:	26.64	(19)	I2-I3:	18.85	(37)	0.66	
			Int3:	45.49	(27)	I3-Fin:	11.32	(26)	1.97	
			Fin:	56.81	(25)			2.36		
			Run 2:	Int1:	9.20	(11)	I1-I2:	16.23	(1)	0.27
			Int2:	25.43	(2)	I2-I3:	17.89	(19)	0.23	
			Int3:	43.32	(4)	I3-Fin:	11.14	(8)	0.75	
			Fin:	54.46	(3)			0.70		
			Total:	Int1:	1:06.01	(22)			2.45	
			Int2:	1:22.24	(19)			2.00		
Int3:	1:40.13	(20)			2.25					
Fin:	1:51.27	(14)			2.02					
35	AICHER Emma Head	GER	Run 1:	Int1:	9.51	(9)	I1-I2:	17.29	(38)	0.15
			Int2:	26.80	(28)	I2-I3:	18.63	(27)	0.82	
			Int3:	45.43	(26)	I3-Fin:	11.42	(29)	1.91	
			Fin:	56.85	(26)			2.40		
			Run 2:	Int1:	9.19	(10)	I1-I2:	16.80	(17)	0.26
			Int2:	25.99	(15)	I2-I3:			0.79	
			Int3:			I3-Fin:				
			Fin:	DNF						
			Total:	Int1:	1:06.04	(23)			2.48	
			Int2:	1:22.84	(27)			2.60		
Int3:										
Fin:	DNF									
36	SOLA Beatrice Rossignol	ITA	Run 1:	Int1:	9.88	(48)	I1-I2:	17.80	(54)	0.52
			Int2:	27.68	(55)	I2-I3:			1.70	
			Int3:			I3-Fin:				
			Fin:	DNF						
			Total:		DNF					

PERFORMANCE ANALYSIS BY BIB

Number of Competitors: 60 Number of NSAs: 19

Bib	Name Ski	NSA Code	Run	Positions			Partials		Difference Time					
				Pos	Time	Rank	Pos	Time		Rank				
37	BOSTROEM MUSSENER Moa Rossignol	SWE	Run 1:	Int1:	9.67	(26)	I1-I2:	17.22	(32)	0.31				
				Int2:	26.89	(32)					I2-I3:	19.23	(44)	0.91
				Int3:	46.12	(40)					I3-Fin:	11.53	(34)	2.60
				Fin:	57.65	(38)								
				Total:	DNQ									
38	HILZINGER Jessica Head	GER	Run 1:	Int1:	9.76	(39)	I1-I2:	17.11	(25)	0.40				
				Int2:	26.87	(31)					I2-I3:	18.64	(28)	0.89
				Int3:	45.51	(30)					I3-Fin:	11.26	(19)	1.99
				Fin:	56.77	(24)								
			Run 2:	Int1:	9.18	(8)	I1-I2:	16.75	(15)	0.25				
				Int2:	25.93	(12)					I2-I3:	18.03	(23)	0.73
				Int3:	43.96	(19)					I3-Fin:	11.19	(9)	1.39
				Fin:	55.15	(13)								
			Total:	Int1:	1:05.95	(20)					2.39			
				Int2:	1:22.70	(25)					2.46			
		Int3:	1:40.73	(27)					2.85					
		Fin:	1:51.92	(26)					2.67					
39	ALPHAND Estelle Head	SWE	Run 1:	Int1:	9.45	(2)	I1-I2:	17.08	(23)	0.09				
				Int2:	26.53	(12)					I2-I3:			0.55
				Int3:										
				Fin:	DNF									
				Total:	DNF									
40	STOFFEL Elena Dynastar	SUI	Run 1:	Int1:	9.72	(34)	I1-I2:	17.32	(39)	0.36				
				Int2:	27.04	(39)					I2-I3:	18.77	(34)	1.06
				Int3:	45.81	(36)								
				Fin:	57.33	(34)					2.88			
				Total:	DNQ									
41	MAARSTOEL Andrine Head	NOR	Run 1:	Int1:	9.91	(52)	I1-I2:	17.33	(40)	0.55				
				Int2:	27.24	(47)					I2-I3:	18.54	(22)	1.26
				Int3:	45.78	(33)								
				Fin:	57.36	(35)					2.91			
				Total:	DNQ									
42	LAPANJA Lila Stoeckli	USA	Run 1:	Int1:	9.67	(26)	I1-I2:	17.10	(24)	0.31				
				Int2:	26.77	(26)					I2-I3:			0.79
				Int3:										
				Fin:	DNF									
				Total:	DNF									
43	LYSDAHL Kristin Rossignol	NOR	Run 1:	Int1:	9.74	(36)	I1-I2:	16.90	(13)	0.38				
				Int2:	26.64	(19)					I2-I3:			0.66
				Int3:										
				Fin:	DNF									
				Total:	DNF									

Number of Competitors: 60 Number of NSAs: 19


Bib	Name Ski	NSA Code	Positions			Partials		Difference Time		
			Pos	Time	Rank	Pos	Time		Rank	
44	CHEVRIER Marion Atomic	FRA	Run 1:	Int1:	9.74	(36)	I1-I2:	17.25	(35)	0.38
				Int2:	26.99	(35)	I2-I3:	18.51	(20)	1.01
				Int3:	45.50	(28)	I3-Fin:	11.10	(15)	1.98
				Fin:	56.60	(20)				2.15
			Run 2:	Int1:	9.40	(26)	I1-I2:	16.92	(22)	0.47
				Int2:	26.32	(28)	I2-I3:	17.64	(6)	1.12
				Int3:	43.96	(19)	I3-Fin:	11.11	(6)	1.39
				Fin:	55.07	(12)				1.31
			Total:	Int1:	1:06.00	(21)				2.44
				Int2:	1:22.92	(29)				2.68
				Int3:	1:40.56	(22)				2.68
				Fin:	1:51.67	(21)				2.42
			45	GUEST Charlie Fischer	GBR	Run 1:	Int1:			I1-I2:
	Int2:						I2-I3:			
	Int3:						I3-Fin:			
	Fin:					DNF				
Total:						DNF				
46	SPORER Marie-Therese Atomic	AUT	Run 1:	Int1:	9.78	(42)	I1-I2:	17.35	(42)	0.42
				Int2:	27.13	(41)	I2-I3:	19.31	(45)	1.15
				Int3:	46.44	(44)	I3-Fin:	11.70	(39)	2.92
				Fin:	58.14	(42)				3.69
			Total:			DNQ				
47	HOERHAGER Lisa Voelkl	AUT	Run 1:	Int1:	9.57	(18)	I1-I2:	16.81	(8)	0.21
				Int2:	26.38	(9)	I2-I3:			0.40
				Int3:			I3-Fin:			
				Fin:		DNF				
			Total:			DNF				
48	TSCHURTSCHENTHALER Vera Rossignol	ITA	Run 1:	Int1:	9.92	(53)	I1-I2:	17.19	(31)	0.56
				Int2:	27.11	(40)	I2-I3:	18.67	(32)	1.13
				Int3:	45.78	(33)	I3-Fin:	11.31	(24)	2.26
				Fin:	57.09	(29)				2.64
			Run 2:	Int1:	9.36	(23)	I1-I2:	16.70	(11)	0.43
				Int2:	26.06	(19)	I2-I3:	17.62	(5)	0.86
				Int3:	43.68	(12)	I3-Fin:	10.77	(2)	1.11
				Fin:	54.45	(2)				0.69
			Total:	Int1:	1:06.45	(27)				2.89
				Int2:	1:23.15	(30)				2.91
				Int3:	1:40.77	(28)				2.89
				Fin:	1:51.54	(18)				2.29
			49	LORENZI Lucrezia Rossignol	ITA	Run 1:	Int1:	9.95	(55)	I1-I2:
	Int2:	27.17				(43)	I2-I3:	19.01	(39)	1.19
	Int3:	46.18				(41)	I3-Fin:	11.77	(42)	2.66
	Fin:	57.95				(41)				3.50
Total:						DNQ				
50	MONDINELLI Emilia Salomon	ITA	Run 1:	Int1:	9.78	(42)	I1-I2:	17.39	(43)	0.42
				Int2:	27.17	(43)	I2-I3:			1.19
				Int3:			I3-Fin:			
				Fin:		DNF				
			Total:			DNF				

Number of Competitors: 60 Number of NSAs: 19

Bib	Name Ski	NSA Code	Run 1:	Positions			Partials		Difference Time
				Pos	Time	Rank	Pos	Time	
51	MIJARES RUF Carla	AND	Int1:	10.08	(58)	I1-I2:	18.16	(56)	0.72
			Int2:	28.24	(56)	I2-I3:			2.26
			Int3:			I3-Fin:			
			Fin:	DNF					
			Total:	DNF					
52	LINGG Charlotte Head	LIE	Run 1:	10.08	(58)	I1-I2:			0.72
			Int2:			I2-I3:			
			Int3:			I3-Fin:			
			Fin:	DNF					
			Total:	DNF					
53	BRECHE Clarisse Rossignol	FRA	Run 1:	9.73	(35)	I1-I2:	17.48	(48)	0.37
			Int2:	27.21	(46)	I2-I3:	18.64	(28)	1.23
			Int3:	45.85	(37)	I3-Fin:	11.30	(21)	2.33
			Fin:	57.15	(31)				2.70
			Total:	DNQ					
54	BRAENDLI Anuk Atomic	SUI	Run 1:	9.92	(53)	I1-I2:	17.41	(45)	0.56
			Int2:	27.33	(51)	I2-I3:	19.06	(41)	1.35
			Int3:	46.39	(43)	I3-Fin:	12.71	(43)	2.87
			Fin:	59.10	(43)				4.65
			Total:	DNQ					
55	JELINKOVA Adriana Voelkl	CZE	Run 1:	9.68	(28)	I1-I2:	17.83	(55)	0.32
			Int2:	27.51	(53)	I2-I3:			1.53
			Int3:			I3-Fin:			
			Fin:	DNF					
			Total:	DNF					
56	LUCZAK Magdalena Atomic	POL	Run 1:	9.98	(57)	I1-I2:	17.66	(53)	0.62
			Int2:	27.64	(54)	I2-I3:			1.66
			Int3:			I3-Fin:			
			Fin:	DNF					
			Total:	DNF					
57	BENNETT Sarah Rossignol	CAN	Run 1:	9.78	(42)	I1-I2:	17.48	(48)	0.42
			Int2:	27.26	(48)	I2-I3:			1.28
			Int3:			I3-Fin:			
			Fin:	DNF					
			Total:	DNF					
58	LUGON-MOULIN Laurine Dynastar	FRA	Run 1:	9.89	(50)	I1-I2:			0.53
			Int2:			I2-I3:			
			Int3:			I3-Fin:			
			Fin:	DNF					
			Total:	DNF					
59	McFARLANE Caitlin Rossignol	FRA	Run 1:	9.53	(12)	I1-I2:	17.12	(27)	0.17
			Int2:	26.65	(21)	I2-I3:	18.69	(33)	0.67
			Int3:	45.34	(22)	I3-Fin:			1.82
			Fin:	DSQ					
			Total:	DSQ					
60	VANREUSEL Kim Salomon	BEL	Run 1:	9.74	(36)	I1-I2:	17.58	(52)	0.38
			Int2:	27.32	(50)	I2-I3:	19.02	(40)	1.34
			Int3:	46.34	(42)	I3-Fin:	11.58	(35)	2.82
			Fin:	57.92	(39)				3.47
			Total:	DNQ					

Soldeu (AND)


9th Women's Slalom

FIS WORLD CUP STANDINGS


Number of Competitors: 57, Number of NSAs: 18

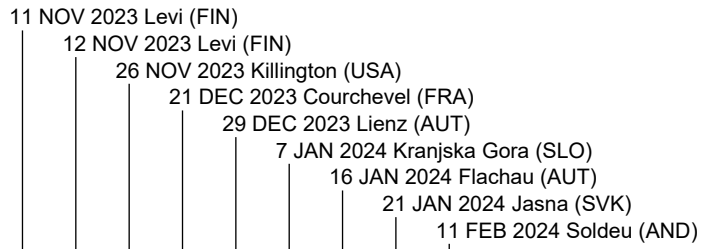
Rank	FIS Code	Name	NSA Code	1	2	3	4	5	6	7	8	9	WC Points	Diff.
1	6535237	SHIFFRIN Mikaela	USA	50	100	100	80	100	-	100	100	-	630	
2	705423	VLHOVA Petra	SVK	100	-	80	100	45	100	80	-	-	505	125
3	206355	DUERR Lena	GER	80	60	50	-	80	80	16	36	40	442	188
4	516284	GISIN Michelle	SUI	10	16	40	40	60	26	50	40	50	332	298
5	506399	HECTOR Sara	SWE	45	50	29	-	22	40	60	29	24	299	331
6	506146	SWENN LARSSON Anna	SWE	12	-	7	16	50	-	45	60	100	290	340
7	56388	LIENSBERGER Katharina	AUT	60	32	-	13	32	36	36	7	29	245	385
8	385116	LJUTIC Zrinka	CRO	29	26	26	-	-	-	-	80	80	241	389
9	516562	RAST Camille	SUI	13	12	22	-	4	50	40	50	45	236	394
10	56253	HUBER Katharina	AUT	32	24	24	24	40	29	-	24	15	212	418
11	539909	MOLTZAN Paula	USA	16	-	32	45	-	45	-	13	60	211	419
12	107798	NULLMEYER Ali	CAN	40	40	20	20	24	12	-	6	36	198	432
13	56315	TRUPPE Katharina	AUT	15	-	14	60	26	-	18	15	32	180	450
14	385096	POPOVIC Leona	CRO	26	80	1	32	-	24	-	-	6	169	461
15	516528	MEILLARD Melanie	SUI	36	3	15	12	16	9	22	45	9	167	463
16	56367	GALLHUBER Katharina	AUT	20	9	10	50	36	13	-	-	-	138	492
17	516280	HOLDENER Wendy	SUI	22	32	60	-	-	-	-	-	-	114	516
18	198215	POGNEAUX Chiara	FRA	7	20	-	-	7	32	-	18	26	110	520
19	565463	SLOKAR Andreja	SLO	-	-	36	26	14	18	-	-	7	101	529
20	426100	HOLTMANN Mina Fuerst	NOR	11	45	-	32	-	-	-	-	11	99	531
21	555072	GERMANE Dzenifera	LAT	-	-	-	-	9	22	32	32	-	95	535
22	299699	PETERLINI Martina	ITA	14	22	-	-	-	-	20	22	4	82	548
23	565491	DVORNIK Neja	SLO	-	-	13	11	8	-	-	26	22	80	550
24	516530	GOOD Nicole	SUI	-	10	-	8	29	7	7	-	18	79	551
25	805009	COLTURI Lara	ALB	9	6	6	-	-	20	29	-	8	78	552
26	107427	ST-GERMAIN Laurence	CAN	-	36	18	-	-	-	-	9	12	75	555
27	155728	DUBOVSKA Martina	CZE	18	15	5	7	-	10	-	18	-	73	557
28	56392	GRITSCH Franziska	AUT	-	5	9	24	20	14	-	-	-	72	558
29	565401	BUCIK Ana	SLO	-	13	11	-	13	-	12	20	-	69	561
30	6295165	ROSSETTI Marta	ITA	-	-	45	-	-	-	-	-	22	67	563
31	6536392	HURT A J	USA	-	-	-	6	-	60	-	-	-	66	564
32	426193	STJERNESUND Th.	NOR	8	7	2	20	11	8	6	-	-	62	568
33	198176	LAMURE Marie	FRA	-	-	-	-	6	16	24	14	-	60	570
34	107747	SMART Amelia	CAN	4	-	-	5	18	15	11	-	-	53	577
35	507325	OEHLUND Cornelia	SWE	-	4	-	9	12	-	9	-	18	52	578
36	426187	LYSDAHL Kristin	NOR	-	-	-	36	15	-	-	-	-	51	579
37	507109	ARONSSON ELFMAN Hanna	SWE	-	-	-	14	-	-	-	12	14	40	590
38	516426	STOFFEL Elena	SUI	-	-	-	15	-	-	8	11	-	34	596
39	56344	SPORER Marie-Therese	AUT	-	20	-	-	-	-	13	-	-	33	597
40	198164	CHEVRIER Marion	FRA	-	-	8	-	-	-	14	-	10	32	598
41	6295075	DELLA MEA Lara	ITA	5	-	16	-	10	-	-	-	-	31	599
42	405172	WESTHOFF Bianca Bakke	NOR	-	14	13	-	3	-	-	-	-	30	600
43	197616	ALPHAND Estelle	SWE	-	12	-	-	-	-	15	-	-	27	603
44	426285	MAARSTOEL Andrine	NOR	-	-	-	-	-	-	26	-	-	26	604
45	426043	TVIBERG Maria Therese	NOR	24	-	-	-	-	-	-	-	-	24	606
46	198177	BRECHE Clarisse	FRA	-	-	-	10	-	6	-	5	-	21	609
47	507168	AICHER Emma	GER	-	8	-	-	-	-	-	9	-	17	613
48	355061	HILZINGER Jessica	GER	-	-	-	-	-	11	-	-	5	16	614
49	299822	TSCHURTSCHENTH.	ITA	-	-	-	-	-	-	-	-	13	13	617
50	56550	HOERHAGER Lisa	AUT	-	-	-	-	-	-	-	10	-	10	620
50	299939	LORENZI Lucrezia	ITA	-	-	-	-	-	-	10	-	-	10	620

Soldeu (AND)



9th Women's Slalom

FIS WORLD CUP STANDINGS



Number of Competitors: 57, Number of NSAs: 18

Rank	FIS Code	Name	NSA Code	1	2	3	4	5	6	7	8	9	WC Points	Diff.
52	45423	HOFFMAN Madison	AUS	6	-	-	-	-	-	-	-	-	6	624
53	198253	McFARLANE Caitlin	FRA	-	-	-	-	5	-	-	-	-	5	625
54	307493	ANDO Asa	JPN	-	-	4	-	-	-	-	-	-	4	626
54	539927	LAPANJA Lila	USA	-	-	-	-	-	-	-	4	-	4	626
56	56217	BRUNNER Stephanie	AUT	-	-	3	-	-	-	-	-	-	3	627
57	516560	LINGG Charlotte	LIE	-	2	-	-	-	-	-	-	-	2	628

Legend:	-	No points	Diff.	Difference	WC	World Cup
----------------	---	-----------	-------	------------	----	-----------

Soldeu (AND)

9th Women's Slalom

OVERALL FIS WORLD CUP STANDINGS

Number of Competitors: 123, Number of NSAs: 22

Rank	FIS Code	Name	NSA Code	WC Points	Diff.	DH 5 races	SL 9 races	GS 9 races	SG 5 races	AC 0 races	PAR 0 races
1	516138	GUT-BEHRAMI Lara	SUI	1214		209 (3)	-	685 (1)	320 (1)	-	-
2	6535237	SHIFFRIN Mikaela	USA	1209	5	100 (17)	630 (1)	429 (4)	50 (22)	-	-
3	297601	BRIGNONE Federica	ITA	928	286	132 (8)	-	550 (2)	246 (3)	-	-
4	705423	VLHOVA Petra	SVK	802	412	-	505 (2)	297 (7)	-	-	-
5	298323	GOGGIA Sofia	ITA	792	422	350 (1)	-	205 (10)	237 (4)	-	-
6	506399	HECTOR Sara	SWE	780	434	-	299 (5)	481 (3)	-	-	-
7	516284	GISIN Michelle	SUI	580	634	75 (22)	332 (4)	56 (28)	117 (10)	-	-
8	56128	HUETTER Cornelia	AUT	503	711	193 (4)	-	-	310 (2)	-	-
9	415232	ROBINSON Alice	NZL	484	730	-	-	412 (5)	72 (18)	-	-
10	385116	LJUTIC Zrinka	CRO	480	734	-	241 (8)	239 (8)	-	-	-
11	425929	MOWINCKEL Ragnhild	NOR	474	740	142 (7)	-	165 (14)	167 (7)	-	-
12	206355	DUERR Lena	GER	444	770	-	442 (3)	2 (50)	-	-	-
13	107613	GRENIER Valerie	CAN	429	785	60 (23)	-	327 (6)	42 (25)	-	-
14	56177	VENIER Stephanie	AUT	427	787	261 (2)	-	-	166 (8)	-	-
15	299276	BASSINO Marta	ITA	423	791	91 (21)	-	209 (9)	123 (9)	-	-
16	539909	MOLTZAN Paula	USA	381	833	-	211 (11)	170 (13)	-	-	-
17	56125	PUCHNER Mirjam	AUT	358	856	180 (6)	-	-	178 (6)	-	-
18	56388	LIENSBERGER Katharina	AUT	347	867	-	245 (7)	102 (20)	-	-	-
19	426257	LIE Kajsa Vickhoff	NOR	342	872	106 (16)	-	45 (33)	191 (5)	-	-
20	516562	RAST Camille	SUI	333	881	-	236 (9)	97 (21)	-	-	-
21	506146	SWENN LARSSON Anna	SWE	290	924	-	290 (6)	-	-	-	-
22	516248	FLURY Jasmine	SUI	275	939	183 (5)	-	-	92 (15)	-	-
23	426193	STJERNESUND Th.	NOR	264	950	-	62 (32)	202 (11)	-	-	-
24	6536392	HURT A J	USA	244	970	-	66 (31)	178 (12)	-	-	-
25	426100	HOLTMANN Mina Fuerst	NOR	224	990	-	99 (20)	125 (18)	-	-	-
25	56392	GRITSCH Franziska	AUT	224	990	-	72 (28)	132 (17)	20 (33)	-	-
27	516185	HAEHLN Joana	SUI	219	995	125 (9)	-	-	94 (13)	-	-
28	56253	HUBER Katharina	AUT	212	1002	-	212 (10)	-	-	-	-
29	197641	GAUCHE Laura	FRA	208	1006	114 (11)	-	-	94 (13)	-	-
30	516528	MEILLARD Melanie	SUI	204	1010	-	167 (15)	37 (35)	-	-	-
31	107798	NULLMEYER Ali	CAN	198	1016	-	198 (12)	-	-	-	-
32	56315	TRUPPE Katharina	AUT	195	1019	-	180 (13)	15 (43)	-	-	-
33	299624	PIROVANO Laura	ITA	191	1023	99 (18)	-	-	92 (15)	-	-
34	206668	WEIDLE Kira	GER	187	1027	109 (13)	-	-	78 (17)	-	-
35	56256	RAEDLER Ariane	AUT	184	1030	113 (12)	-	-	71 (19)	-	-
36	385096	POPOVIC Leona	CRO	169	1045	-	169 (14)	-	-	-	-
37	805009	COLTURI Lara	ALB	157	1057	-	78 (25)	79 (24)	-	-	-
38	565401	BUCIK Ana	SLO	151	1063	-	69 (29)	82 (23)	-	-	-
39	516319	SUTER Corinne	SUI	149	1065	53 (24)	-	-	96 (12)	-	-
40	56258	AGER Christina	AUT	141	1073	93 (20)	-	-	48 (23)	-	-
40	56416	SCHEIB Julia	AUT	141	1073	-	-	141 (15)	-	-	-
42	56367	GALLHUBER Katharina	AUT	138	1076	-	138 (16)	-	-	-	-
43	516219	NUFER Priska	SUI	136	1078	96 (19)	-	-	40 (26)	-	-
44	516280	HOLDENER Wendy	SUI	135	1079	-	114 (17)	21 (40)	-	-	-
45	539536	WILES Jacqueline	USA	134	1080	124 (10)	-	-	10 (44)	-	-
46	197497	MIRADOLI Romane	FRA	133	1081	26 (31)	-	-	107 (11)	-	-
46	197651	DIREZ Clara	FRA	133	1081	-	-	133 (16)	-	-	-
48	565360	STUHEC Ilka	SLO	123	1091	107 (14)	-	-	16 (38)	-	-
49	299466	DELAGO Nicol	ITA	122	1092	107 (14)	-	-	15 (39)	-	-
50	507168	AICHER Emma	GER	121	1093	47 (27)	17 (47)	31 (37)	26 (29)	-	-
51	565491	DVORNIK Neja	SLO	120	1094	-	80 (23)	40 (34)	-	-	-
52	299383	MELESI Roberta	ITA	116	1098	7 (37)	-	55 (30)	54 (21)	-	-
53	56217	BRUNNER Stephanie	AUT	115	1099	-	3 (56)	104 (19)	8 (45)	-	-
54	198215	POGNEAUX Chiara	FRA	110	1104	-	110 (18)	-	-	-	-
54	435334	GASIENICA-DANI.	POL	110	1104	-	-	90 (22)	20 (33)	-	-
56	565463	SLOKAR Andreja	SLO	101	1113	-	101 (19)	-	-	-	-
57	555072	GERMANE Dzenifera	LAT	95	1119	-	95 (21)	-	-	-	-
58	56174	HAASER Ricarda	AUT	92	1122	6 (40)	-	72 (26)	14 (41)	-	-
59	299699	PETERLINI Martina	ITA	82	1132	-	82 (22)	-	-	-	-
60	6536821	MACUGA Lauren	USA	80	1134	23 (32)	-	-	57 (20)	-	-
61	516530	GOOD Nicole	SUI	79	1135	-	79 (24)	-	-	-	-
61	516705	DURRER Delia	SUI	79	1135	52 (25)	-	-	27 (28)	-	-
63	426187	LYSDAHL Kristin	NOR	76	1138	-	51 (36)	25 (38)	-	-	-
63	155763	LEDECKA Ester	CZE	76	1138	31 (30)	-	-	45 (24)	-	-

Soldeu (AND)

9th Women's Slalom

OVERALL FIS WORLD CUP STANDINGS

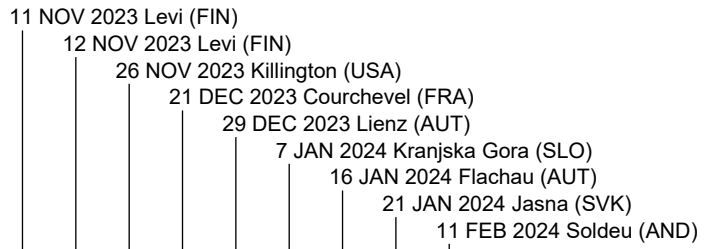
Number of Competitors: 123, Number of NSAs: 22

Rank	FIS Code	Name	NSA Code	WC Points	Diff.	DH 5 races	SL 9 races	GS 9 races	SG 5 races	AC 0 races	PAR 0 races
65	107427	ST-GERMAIN Laurence	CAN	75	1139	-	75 (26)	-	-	-	-
65	108461	RICHARDSON Britt	CAN	75	1139	-	-	75 (25)	-	-	-
67	155728	DUBOVSKA Martina	CZE	73	1141	-	73 (27)	-	-	-	-
68	6295165	ROSSETTI Marta	ITA	67	1147	-	67 (30)	-	-	-	-
69	198176	LAMURE Marie	FRA	60	1154	-	60 (33)	-	-	-	-
70	6295186	PLATINO Elisa	ITA	58	1156	-	-	58 (27)	-	-	-
71	516268	WILD Simone	SUI	56	1158	-	-	56 (28)	-	-	-
71	56198	SCHEYER Christine	AUT	56	1158	37 (28)	-	-	19 (35)	-	-
73	516394	SUTER Jasmina	SUI	54	1160	4 (43)	-	11 (45)	39 (27)	-	-
74	107747	SMART Amelia	CAN	53	1161	-	53 (34)	-	-	-	-
75	6535791	WRIGHT Isabella	USA	52	1162	51 (26)	-	-	1 (56)	-	-
75	507325	OEHLUND Cornelia	SWE	52	1162	-	52 (35)	-	-	-	-
75	435432	LUCZAK Magdalena	POL	52	1162	-	-	52 (31)	-	-	-
78	56199	KAPPAURER Elisabeth	AUT	50	1164	-	-	50 (32)	-	-	-
79	197616	ALPHAND Estelle	SWE	43	1171	-	27 (43)	16 (42)	-	-	-
80	507109	ARONSSON ELFMAN Hanna	SWE	40	1174	-	40 (37)	-	-	-	-
81	299630	DELAGO Nadia	ITA	39	1175	36 (29)	-	-	3 (52)	-	-
82	6295075	DELLA MEA Lara	ITA	38	1176	-	31 (41)	7 (48)	-	-	-
83	299363	ZENERE Asja	ITA	36	1178	-	-	36 (36)	-	-	-
84	516426	STOFFEL Elena	SUI	34	1180	-	34 (38)	-	-	-	-
85	56344	SPORER Marie-Therese	AUT	33	1181	-	33 (39)	-	-	-	-
86	198164	CHEVRIER Marion	FRA	32	1182	-	32 (40)	-	-	-	-
87	405172	WESTHOFF Bianca Bakke	NOR	30	1184	-	30 (42)	-	-	-	-
88	516517	JENAL Stephanie	SUI	29	1185	7 (37)	-	-	22 (31)	-	-
89	426285	MAARSTOEL Andrine	NOR	26	1188	-	26 (44)	-	-	-	-
89	56268	HEIDER Michaela	AUT	26	1188	-	-	-	26 (29)	-	-
91	426043	TVIBERG Maria Therese	NOR	24	1190	-	24 (45)	-	-	-	-
91	715171	MUZAFERIJA Elvedina	BIH	24	1190	6 (40)	-	-	18 (36)	-	-
93	6295152	RUNGGALDIER Teresa	ITA	23	1191	16 (34)	-	-	7 (46)	-	-
94	507155	NYBERG Lisa	SWE	22	1192	-	-	22 (39)	-	-	-
94	197956	CERUTTI Camille	FRA	22	1192	-	-	-	22 (31)	-	-
96	198177	BRECHE Clarisse	FRA	21	1193	-	21 (46)	-	-	-	-
97	56519	WECHNER Lena	AUT	20	1194	3 (44)	-	-	17 (37)	-	-
98	56471	NIEDERWIESER Michelle	AUT	19	1195	17 (33)	-	-	2 (54)	-	-
98	6536213	CASHMAN Keely	USA	19	1195	12 (35)	-	-	7 (46)	-	-
98	108077	GRAY Cassidy	CAN	19	1195	-	-	17 (41)	2 (54)	-	-
101	6295745	BERNARDI Vicky	ITA	16	1198	3 (44)	-	-	13 (42)	-	-
101	355061	HILZINGER Jessica	GER	16	1198	-	16 (48)	-	-	-	-
103	516521	KOLLY Noemie	SUI	15	1199	-	-	-	15 (39)	-	-
104	56224	MAIER Sabrina	AUT	14	1200	10 (36)	-	-	4 (51)	-	-
104	506701	HOERNBLAD Lisa	SWE	14	1200	1 (48)	-	-	13 (42)	-	-
106	299822	TSCHURTSCHENTH.	ITA	13	1201	-	13 (49)	-	-	-	-
106	198253	McFARLANE Caitlin	FRA	13	1201	-	5 (53)	8 (47)	-	-	-
106	198029	SMADJA CLEMENT Karen	FRA	13	1201	6 (40)	-	-	7 (46)	-	-
109	507011	LOEVBLOM Hilma	SWE	12	1202	-	-	12 (44)	-	-	-
110	56550	HOERHAGER Lisa	AUT	10	1204	-	10 (50)	-	-	-	-
110	299939	LORENZI Lucrezia	ITA	10	1204	-	10 (50)	-	-	-	-
112	56417	FEST Nadine	AUT	9	1205	2 (47)	-	-	7 (46)	-	-
112	405138	JELINKOVA Adriana	CZE	9	1205	-	-	9 (46)	-	-	-
114	107697	FLECKENSTEIN Stefanie	CAN	7	1207	7 (37)	-	-	-	-	-
115	45423	HOFFMAN Madison	AUS	6	1208	-	6 (52)	-	-	-	-
115	426324	MONSEN Marte	NOR	6	1208	-	-	6 (49)	-	-	-
115	516519	SUTER Juliana	SUI	6	1208	1 (48)	-	-	5 (50)	-	-
118	307493	ANDO Asa	JPN	4	1210	-	4 (54)	-	-	-	-
118	539927	LAPANJA Lila	USA	4	1210	-	4 (54)	-	-	-	-
120	6535765	MANGAN Tricia	USA	3	1211	3 (44)	-	-	-	-	-
120	56311	REISINGER Elisabeth	AUT	3	1211	-	-	-	3 (52)	-	-
122	516560	LINGG Charlotte	LIE	2	1212	-	2 (57)	-	-	-	-
123	185475	PYKALAINEN Erika	FIN	1	1213	-	-	1 (51)	-	-	-

Legend:	-	No points	AC	Alpine Combined	DH	Downhill	Diff.	Difference
GS	Giant Slalom	PAR	Parallel	SG	Super-G	SL	Slalom	
WC	World Cup							

Soldeu (AND)

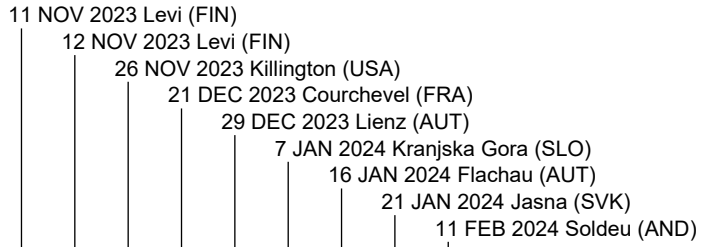

9th Women's Slalom

FIS WCSL LIST


Number of Competitors: 71, Number of NSAs: 20

Rank	FIS Code	Name	NSA Code	1	2	3	4	5	6	7	8	9	Base	- X	+ Y =	WCSL-SL
1	6535237	SHIFFRIN Mikaela	USA	50	100	100	80	100	-	100	100	-	1025	839	630	816
2	705423	VLHOVA Petra	SVK	100	-	80	100	45	100	80	-	-	675	552	505	628
3	206355	DUERR Lena	GER	80	60	50	-	80	80	16	36	40	553	452	442	543
4	506146	SWENN LARSSON Anna	SWE	12	-	7	16	50	-	45	60	100	470	385	290	375
5	516284	GISIN Michelle	SUI	10	16	40	40	60	26	50	40	50	153	125	332	360
6	506399	HECTOR Sara	SWE	45	50	29	-	22	40	60	29	24	279	228	299	350
7	385116	LJUTIC Zrinka	CRO	29	26	26	-	-	-	-	80	80	190	155	241	276
8	56388	LIENSBERGER Katharina	AUT	60	32	-	13	32	36	36	7	29	138	113	245	270
9	539909	MOLTZAN Paula	USA	16	-	32	45	-	45	-	13	60	297	243	211	265
10	516562	RAST Camille	SUI	13	12	22	-	4	50	40	50	45	97	79	236	254
11	516280	HOLDENER Wendy	SUI	22	32	60	-	-	-	-	-	-	655	536	114	233
12	385096	POPOVIC Leona	CRO	26	80	1	32	-	24	-	-	6	349	286	169	232
13	107798	NULLMEYER Ali	CAN	40	40	20	20	24	12	-	6	36	178	146	198	230
14	56253	HUBER Katharina	AUT	32	24	24	24	40	29	-	24	15	90	74	212	228
15	56315	TRUPPE Katharina	AUT	15	-	14	60	26	-	18	15	32	222	182	180	220
16	516528	MEILLARD Melanie	SUI	36	3	15	12	16	9	22	45	9	70	57	167	180
17	56367	GALLHUBER Katharina	AUT	20	9	10	50	36	13	-	-	-	95	78	138	155
18	565463	SLOKAR Andreja	SLO	-	-	36	26	14	18	-	-	7	190	155	101	136
19	426100	HOLTMANN Mina Fuerst	NOR	11	45	-	32	-	-	-	-	11	177	145	99	131
20	107427	ST-GERMAIN Laurence	CAN	-	36	18	-	-	-	-	9	12	258	211	75	122
21	565401	BUCIK Ana	SLO	-	13	11	-	13	-	12	20	-	288	236	69	121
22	198215	POGNEAUX Chiara	FRA	7	20	-	-	7	32	-	18	26	7	6	110	111
23	56392	GRITSCH Franziska	AUT	-	5	9	24	20	14	-	-	-	192	157	72	107
24	155728	DUBOVSKA Martina	CZE	18	15	5	7	-	10	-	18	-	168	137	73	104
25	426193	STJERNESUND Th.	NOR	8	7	2	20	11	8	6	-	-	190	155	62	97
26	555072	GERMANE Dzenifera	LAT	-	-	-	-	9	22	32	32	-	-	-	95	95
27	565491	DVORNIK Neja	SLO	-	-	13	11	8	-	-	26	22	64	52	80	92
28	516530	GOOD Nicole	SUI	-	10	-	8	29	7	7	-	18	67	55	79	91
29	507109	ARONSSON ELFMAN Hanna	SWE	-	-	-	14	-	-	-	12	14	266	218	40	88
30	299699	PETERLINI Martina	ITA	14	22	-	-	-	-	20	22	4	-	-	82	82
31	805009	COLTURI Lara	ALB	9	6	6	-	-	20	29	-	8	6	5	78	79
32	6295165	ROSSETTI Marta	ITA	-	-	45	-	-	-	-	-	22	61	50	67	78
33	107747	SMART Amelia	CAN	4	-	-	5	18	15	11	-	-	117	96	53	74
34	6536392	HURT A J	USA	-	-	-	6	-	60	-	-	-	-	-	66	66
35	198176	LAMURE Marie	FRA	-	-	-	-	6	16	24	14	-	22	18	60	64
36	507325	OEHLUND Cornelia	SWE	-	4	-	9	12	-	9	-	18	35	29	52	58
37	426187	LYSDAHL Kristin	NOR	-	-	-	36	15	-	-	-	-	18	15	51	54
38	516426	STOFFEL Elena	SUI	-	-	-	15	-	-	8	11	-	95	78	34	51
39	426043	TVIBERG Maria Therese	NOR	24	-	-	-	-	-	-	-	-	103	84	24	43
40	6295075	DELLA MEA Lara	ITA	5	-	16	-	10	-	-	-	-	56	46	31	41
41	355061	HILZINGER Jessica	GER	-	-	-	-	-	11	-	-	5	133	109	16	40
42	507168	AICHER Emma	GER	-	8	-	-	-	-	-	9	-	110	90	17	37
43	56344	SPORER Marie-Therese	AUT	-	20	-	-	-	-	13	-	-	15	12	33	36
44	198164	CHEVRIER Marion	FRA	-	-	8	-	-	-	14	-	10	-	-	32	32
45	405172	WESTHOFF Bianca Bakke	NOR	-	14	13	-	3	-	-	-	-	-	-	30	30
46	197616	ALPHAND Estelle	SWE	-	12	-	-	-	-	15	-	-	-	-	27	27
47	426285	MAARSTOEL Andrine	NOR	-	-	-	-	-	-	26	-	-	-	-	26	26
48	198177	BRECHE Clarisse	FRA	-	-	-	10	-	6	-	5	-	11	9	21	23
49	516504	DANIOTH Aline	SUI	-	-	-	-	-	-	-	-	-	104	85	-	19
50	196806	NOENS Nastasia	FRA	-	-	-	-	-	-	-	-	-	96	79	-	17
51	299822	TSCHURTSCHENTH.	ITA	-	-	-	-	-	-	-	-	13	12	10	13	15

Soldeu (AND)
9th Women's Slalom
FIS WCSL LIST



Number of Competitors: 71, Number of NSAs: 20

Rank	FIS Code	Name	NSA Code	1	2	3	4	5	6	7	8	9	Base	- X	+ Y =	WCSL-SL
52	206497	FILSER Andrea	GER	-	-	-	-	-	-	-	-	-	64	52	-	12
53	56550	HOERHAGER Lisa	AUT	-	-	-	-	-	-	-	10	-	4	3	10	11
53	299939	LORENZI Lucrezia	ITA	-	-	-	-	-	-	10	-	-	3	2	10	11
55	299983	GULLI Anita	ITA	-	-	-	-	-	-	-	-	-	42	34	-	8
56	307493	ANDO Asa	JPN	-	-	4	-	-	-	-	-	-	16	13	4	7
57	45423	HOFFMAN Madison	AUS	6	-	-	-	-	-	-	-	-	-	-	6	6
58	198253	McFARLANE Caitlin	FRA	-	-	-	-	5	-	-	-	-	-	-	5	5
59	539927	LAPANJA Lila	USA	-	-	-	-	-	-	-	4	-	-	-	4	4
59	56333	MAIR Chiara	AUT	-	-	-	-	-	-	-	-	-	21	17	-	4
61	56217	BRUNNER Stephanie	AUT	-	-	3	-	-	-	-	-	-	-	-	3	3
61	6536171	HENSIEN Katie	USA	-	-	-	-	-	-	-	-	-	15	12	-	3
61	507046	BOSTROEM MUSSENER Moa	SWE	-	-	-	-	-	-	-	-	-	14	11	-	3
61	506583	SAEFVENBERG Charlotta	SWE	-	-	-	-	-	-	-	-	-	15	12	-	3
61	6536895	SUNSHINE Ava	USA	-	-	-	-	-	-	-	-	-	14	11	-	3
66	516560	LINGG Charlotte	LIE	-	2	-	-	-	-	-	-	-	-	-	2	2
67	297601	BRIGNONE Federica	ITA	-	-	-	-	-	-	-	-	-	7	6	-	1
67	506867	FERMBAECK Elsa	SWE	-	-	-	-	-	-	-	-	-	3	2	-	1
67	225518	GUEST Charlie	GBR	-	-	-	-	-	-	-	-	-	3	2	-	1
67	185493	POHJOLAINEN Rosa	FIN	-	-	-	-	-	-	-	-	-	4	3	-	1
67	6536851	ZIMMERMANN Zoe	USA	-	-	-	-	-	-	-	-	-	4	3	-	1

Number of competitors per NSA in the top 60

ALB:	1	AUS:	1	AUT:	8	CAN:	3	CRO:	2	CZE:	1
FRA:	6	GER:	4	ITA:	6	JPN:	1	LAT:	1	NOR:	6
SLO:	3	SUI:	7	SVK:	1	SWE:	5	USA:	4		

Legend:

-	No points	Base	Last season FIS World Cup Start List points
WCSL-SL	FIS World Cup Start List points for Slalom		
X	(Base/number of planned races in the current season) *(number of completed races in the current season)		
Y	FIS World Cup points won in the current season		

Soldeu (AND)

9th Women's Slalom

OVERALL FIS WCSL LIST

Number of Competitors: 156, Number of NSAs: 24

Rank	FIS Code	Name	NSA Code	WCSL	Diff.	DH 5 races	SL 9 races	GS 9 races	SG 5 races	AC 0 races	PAR 0 races
1	6535237	SHIFFRIN Mikaela	USA	1863		229 (14)	816 (1)	593 (3)	225 (12)	-	-
2	516138	GUT-BEHRAMI Lara	SUI	1743	120	385 (3)	-	791 (1)	567 (1)	-	-
3	297601	BRIGNONE Federica	ITA	1475	388	259 (11)	1 (67)	651 (2)	464 (3)	100 (1)	-
4	298323	GOGGIA Sofia	ITA	1333	530	782 (1)	-	205 (13)	346 (5)	-	-
5	705423	VLHOVA Petra	SVK	1025	838	5 (55)	628 (2)	392 (6)	-	-	-
6	506399	HECTOR Sara	SWE	938	925	-	350 (6)	556 (4)	-	-	32 (9)
7	425929	MOWINCKEL Ragnhild	NOR	912	951	289 (8)	-	232 (11)	391 (4)	-	-
8	516284	GISIN Michelle	SUI	863	1000	157 (22)	360 (5)	67 (27)	239 (10)	40 (6)	-
9	56128	HUETTER Cornelia	AUT	850	1013	318 (7)	-	-	532 (2)	-	-
10	299276	BASSINO Marta	ITA	733	1130	111 (28)	-	311 (8)	287 (6)	-	24 (12)
11	56125	PUCHNER Mirjam	AUT	649	1214	368 (4)	-	-	281 (8)	-	-
12	415232	ROBINSON Alice	NZL	604	1259	20 (39)	-	453 (5)	131 (19)	-	-
13	56177	VENIER Stephanie	AUT	603	1260	348 (6)	-	-	255 (9)	-	-
14	426257	LIE Kajsa Vickhoff	NOR	586	1277	259 (11)	-	45 (34)	282 (7)	-	-
15	206355	DUERR Lena	GER	585	1278	-	543 (3)	2 (58)	-	-	40 (7)
16	107613	GRENIER Valerie	CAN	527	1336	60 (33)	-	391 (7)	58 (30)	18 (17)	-
16	516248	FLURY Jasmine	SUI	527	1336	349 (5)	-	-	178 (16)	-	-
18	385116	LJUTIC Zrinka	CRO	518	1345	-	276 (7)	242 (10)	-	-	-
19	565360	STUHEC Ilka	SLO	508	1355	452 (2)	-	-	56 (34)	-	-
20	516319	SUTER Corinne	SUI	506	1357	268 (10)	-	1 (59)	237 (11)	-	-
21	516280	HOLDENER Wendy	SUI	477	1386	-	233 (11)	44 (35)	40 (36)	80 (2)	80 (2)
22	539909	MOLTZAN Paula	USA	473	1390	-	265 (9)	208 (12)	-	-	-
23	516185	HAEHLEN Joana	SUI	448	1415	253 (13)	-	-	195 (14)	-	-
24	206668	WEIDLE Kira	GER	433	1430	273 (9)	-	-	160 (17)	-	-
25	297910	CURTONI Elena	ITA	424	1439	191 (17)	-	-	204 (13)	29 (10)	-
26	56392	GRITSCH Franziska	AUT	420	1443	2 (61)	107 (23)	158 (15)	72 (25)	45 (5)	36 (8)
27	426193	STJERNESUND Th.	NOR	408	1455	-	97 (25)	251 (9)	-	-	60 (3)
28	197641	GAUCHE Laura	FRA	407	1456	214 (15)	-	-	157 (18)	36 (7)	-
29	56388	LIENSBERGER Katharina	AUT	389	1474	-	270 (8)	119 (20)	-	-	-
30	516562	RAST Camille	SUI	385	1478	-	254 (10)	109 (22)	-	-	22 (13)
31	506146	SWENN LARSSON Anna	SWE	375	1488	-	375 (4)	-	-	-	-
32	299624	PIROVANO Laura	ITA	320	1543	189 (19)	-	-	131 (19)	-	-
33	155763	LEDECKA Ester	CZE	293	1570	197 (16)	-	-	64 (27)	32 (8)	-
34	426100	HOLTMANN Mina Fuerst	NOR	288	1575	-	131 (19)	157 (16)	-	-	-
35	197497	MIRADOLI Romane	FRA	279	1584	83 (29)	-	1 (59)	195 (14)	-	-
36	516219	NUFER Priska	SUI	277	1586	191 (17)	-	-	64 (27)	22 (14)	-
37	6536392	HURT A J	USA	244	1619	-	66 (34)	178 (14)	-	-	-
38	56315	TRUPPE Katharina	AUT	242	1621	-	220 (15)	22 (44)	-	-	-
39	56328	ORTLIEB Nina	AUT	238	1625	180 (20)	-	-	58 (30)	-	-
40	507168	AICHER Emma	GER	233	1630	75 (31)	37 (42)	31 (39)	58 (30)	32 (8)	-
41	385096	POPOVIC Leona	CRO	232	1631	-	232 (12)	-	-	-	-
42	107798	NULLMEYER Ali	CAN	230	1633	-	230 (13)	-	-	-	-
42	565401	BUCIK Ana	SLO	230	1633	-	121 (21)	109 (22)	-	-	-
44	56253	HUBER Katharina	AUT	229	1634	-	228 (14)	1 (59)	-	-	-
45	56256	RAEDLER Ariane	AUT	227	1636	139 (25)	-	-	88 (22)	-	-
46	435334	GASIENICA-DANI.	POL	221	1642	-	-	131 (19)	21 (45)	24 (12)	45 (5)
47	516528	MEILLARD Melanie	SUI	217	1646	-	180 (16)	37 (38)	-	-	-
48	56258	AGER Christina	AUT	212	1651	148 (23)	-	-	64 (27)	-	-
49	56087	SIEBENHOFER Ramona	AUT	208	1655	65 (32)	-	12 (51)	81 (23)	50 (4)	-
50	56174	HAASER Ricarda	AUT	189	1674	6 (52)	-	97 (24)	26 (42)	60 (3)	-
51	299466	DELAGO Nicol	ITA	188	1675	168 (21)	-	-	20 (46)	-	-
52	565463	SLOKAR Andreja	SLO	182	1681	-	136 (18)	1 (59)	-	-	45 (5)
53	6535791	WRIGHT Isabella	USA	174	1689	141 (24)	-	-	13 (55)	20 (15)	-
54	196928	WORLEY Tessa	FRA	170	1693	-	-	60 (32)	110 (21)	-	-
55	805009	COLTURI Lara	ALB	168	1695	-	79 (31)	89 (25)	-	-	-
56	426043	TVIBERG Maria Therese	NOR	160	1703	-	43 (39)	17 (45)	-	-	100 (1)
57	56367	GALLHUBER Katharina	AUT	155	1708	-	155 (17)	-	-	-	-
57	56416	SCHEIB Julia	AUT	155	1708	-	-	155 (17)	-	-	-
59	197651	DIREZ Clara	FRA	152	1711	-	-	136 (18)	-	-	16 (16)
60	299383	MELESI Roberta	ITA	145	1718	7 (51)	-	62 (30)	76 (24)	-	-
61	6535455	JOHNSON Breezy	USA	144	1719	129 (26)	-	-	15 (53)	-	-
62	565491	DVORNIK Neja	SLO	136	1727	-	92 (27)	44 (35)	-	-	-
63	539536	WILES Jacqueline	USA	134	1729	124 (27)	-	-	10 (58)	-	-
64	56217	BRUNNER Stephanie	AUT	130	1733	-	3 (61)	119 (20)	8 (59)	-	-

Soldeu (AND)


9th Women's Slalom

OVERALL FIS WCSL LIST

Number of Competitors: 156, Number of NSAs: 24

Rank	FIS Code	Name	NSA Code	WCSL	Diff.	DH 5 races	SL 9 races	GS 9 races	SG 5 races	AC 0 races	PAR 0 races
65	107427	ST-GERMAIN Laurence	CAN	122	1741	-	122 (20)	-	-	-	-
66	198176	LAMURE Marie	FRA	114	1749	-	64 (35)	-	-	-	50 (4)
67	198215	POGNEAUX Chiara	FRA	111	1752	-	111 (22)	-	-	-	-
67	516705	DURRER Delia	SUI	111	1752	80 (30)	-	-	31 (39)	-	-
69	155728	DUBOVSKA Martina	CZE	104	1759	-	104 (24)	-	-	-	-
70	56198	SCHEYER Christine	AUT	101	1762	57 (34)	-	-	20 (46)	24 (12)	-
71	426187	LYSDAHL Kristin	NOR	99	1764	-	54 (37)	25 (41)	-	-	20 (14)
72	555072	GERMANE Dzenifera	LAT	95	1768	-	95 (26)	-	-	-	-
73	516530	GOOD Nicole	SUI	91	1772	-	91 (28)	-	-	-	-
73	56088	TIPPLER Tamara	AUT	91	1772	52 (36)	-	-	39 (37)	-	-
75	507109	ARONSSON ELFMAN Hanna	SWE	88	1775	-	88 (29)	-	-	-	-
76	299699	PETERLINI Martina	ITA	82	1781	-	82 (30)	-	-	-	-
77	6536821	MACUGA Lauren	USA	81	1782	24 (38)	-	-	57 (33)	-	-
78	6295165	ROSSETTI Marta	ITA	78	1785	-	78 (32)	-	-	-	-
79	108461	RICHARDSON Britt	CAN	76	1787	-	-	76 (26)	-	-	-
80	107747	SMART Amelia	CAN	74	1789	-	74 (33)	-	-	-	-
80	55970	SCHMIDHOFER Nicole	AUT	74	1789	9 (48)	-	-	65 (26)	-	-
82	105269	GAGNON Marie-Michele	CAN	69	1794	12 (45)	-	-	31 (39)	26 (11)	-
83	516517	JENAL Stephanie	SUI	65	1798	26 (37)	-	-	39 (37)	-	-
84	6295186	PLATINO Elisa	ITA	64	1799	-	-	64 (28)	-	-	-
84	516268	WILD Simone	SUI	64	1799	-	-	64 (28)	-	-	-
86	56199	KAPPAURER Elisabeth	AUT	61	1802	-	-	61 (31)	-	-	-
87	299630	DELAGO Nadia	ITA	59	1804	56 (35)	-	-	3 (64)	-	-
88	507325	OEHLUND Cornelia	SWE	58	1805	-	58 (36)	-	-	-	-
89	516394	SUTER Jasmina	SUI	56	1807	4 (57)	-	11 (52)	41 (35)	-	-
89	197616	ALPHAND Estelle	SWE	56	1807	-	27 (46)	29 (40)	-	-	-
91	197124	FRASSE SOMBET Coralie	FRA	53	1810	-	-	24 (43)	-	-	29 (10)
92	435432	LUCZAK Magdalena	POL	52	1811	-	-	52 (33)	-	-	-
93	516426	STOFFEL Elena	SUI	51	1812	-	51 (38)	-	-	-	-
94	6295075	DELLA MEA Lara	ITA	48	1815	-	41 (40)	7 (55)	-	-	-
95	6535773	O BRIEN Nina	USA	46	1817	-	-	17 (45)	-	-	29 (10)
96	715171	MUZAFERIJA Elvedina	BIH	44	1819	8 (50)	-	-	20 (46)	16 (18)	-
96	299363	ZENERE Asja	ITA	44	1819	-	-	44 (35)	-	-	-
98	355061	HILZINGER Jessica	GER	40	1823	-	40 (41)	-	-	-	-
99	56344	SPORER Marie-Therese	AUT	36	1827	-	36 (43)	-	-	-	-
100	516519	SUTER Juliana	SUI	35	1828	17 (41)	-	-	18 (50)	-	-
100	516283	ELLENBERGER Andrea	SUI	35	1828	-	-	17 (45)	-	-	18 (15)
102	56417	FEST Nadine	AUT	34	1829	6 (52)	-	-	28 (41)	-	-
103	198164	CHEVRIER Marion	FRA	32	1831	-	32 (44)	-	-	-	-
104	405172	WESTHOFF Bianca Bakke	NOR	30	1833	-	30 (45)	-	-	-	-
105	426285	MAARSTOEL Andrine	NOR	26	1837	-	26 (47)	-	-	-	-
105	56268	HEIDER Michaela	AUT	26	1837	-	-	-	26 (42)	-	-
105	197956	CERUTTI Camille	FRA	26	1837	-	-	-	26 (42)	-	-
108	507155	NYBERG Lisa	SWE	25	1838	-	-	25 (41)	-	-	-
109	298694	PICHLER Karoline	ITA	24	1839	5 (55)	-	-	19 (49)	-	-
110	6295152	RUNGGALDIER Teresa	ITA	23	1840	16 (43)	-	-	7 (61)	-	-
110	198177	BRECHE Clarisse	FRA	23	1840	-	23 (48)	-	-	-	-
110	198029	SMADJA CLEMENT Karen	FRA	23	1840	6 (52)	-	-	17 (51)	-	-
113	6536213	CASHMAN Keely	USA	22	1841	15 (44)	-	-	7 (61)	-	-
114	56519	WECHNER Lena	AUT	20	1843	3 (58)	-	-	17 (51)	-	-
114	565320	FERK SAIONI Marusa	SLO	20	1843	-	-	-	-	20 (15)	-
116	56471	NIEDERWIESER Michelle	AUT	19	1844	17 (41)	-	-	2 (65)	-	-
116	108077	GRAY Cassidy	CAN	19	1844	-	-	17 (45)	2 (65)	-	-
116	107697	FLECKENSTEIN Stefanie	CAN	19	1844	19 (40)	-	-	-	-	-
116	516504	DANIOTH Aline	SUI	19	1844	-	19 (49)	-	-	-	-
120	507011	LOEBLOM Hilma	SWE	17	1846	-	-	17 (45)	-	-	-
120	565471	HROVAT Meta	SLO	17	1846	-	-	17 (45)	-	-	-
120	196806	NOENS Nastasia	FRA	17	1846	-	17 (50)	-	-	-	-
123	6295745	BERNARDI Vicky	ITA	16	1847	3 (58)	-	-	13 (55)	-	-
124	516521	KOLLY Noemie	SUI	15	1848	-	-	-	15 (53)	-	-
124	299822	TSCHURTSCHENTH.	ITA	15	1848	-	15 (51)	-	-	-	-
126	56224	MAIER Sabrina	AUT	14	1849	10 (47)	-	-	4 (63)	-	-
126	506701	HOERNBLAD Lisa	SWE	14	1849	1 (63)	-	-	13 (55)	-	-
128	198253	McFARLANE Caitlin	FRA	13	1850	-	5 (58)	8 (54)	-	-	-

Soldeu (AND)

9th Women's Slalom

OVERALL FIS WCSL LIST

Number of Competitors: 156, Number of NSAs: 24

Rank	FIS Code	Name	NSA Code	WCSL	Diff.	DH 5 races	SL 9 races	GS 9 races	SG 5 races	AC 0 races	PAR 0 races
129	6535765	MANGAN Tricia	USA	12	1851	12 (45)	-	-	-	-	-
129	206497	FILSER Andrea	GER	12	1851	-	12 (52)	-	-	-	-
131	56550	HOERHAGER Lisa	AUT	11	1852	-	11 (53)	-	-	-	-
131	299939	LORENZI Lucrezia	ITA	11	1852	-	11 (53)	-	-	-	-
133	405138	JELINKOVA Adriana	CZE	9	1854	-	-	9 (53)	-	-	-
133	25210	MORENO Cande	AND	9	1854	9 (48)	-	-	-	-	-
135	56311	REISINGER Elisabeth	AUT	8	1855	-	-	-	8 (59)	-	-
135	299983	GULLI Anita	ITA	8	1855	-	8 (55)	-	-	-	-
137	307493	ANDO Asa	JPN	7	1856	-	7 (56)	-	-	-	-
138	45423	HOFFMAN Madison	AUS	6	1857	-	6 (57)	-	-	-	-
138	426324	MONSEN Marte	NOR	6	1857	-	-	6 (56)	-	-	-
140	539927	LAPANJA Lila	USA	4	1859	-	4 (59)	-	-	-	-
140	6536171	HENSIEN Katie	USA	4	1859	-	3 (61)	1 (59)	-	-	-
140	56333	MAIR Chiara	AUT	4	1859	-	4 (59)	-	-	-	-
140	56373	MOERZINGER Elisa	AUT	4	1859	-	-	4 (57)	-	-	-
144	206759	HIRTLE-STANGGAS.	GER	3	1860	2 (61)	-	-	1 (67)	-	-
144	507046	BOSTROEM MUSSENER Moa	SWE	3	1860	-	3 (61)	-	-	-	-
144	506583	SAEFVENBERG Charlotta	SWE	3	1860	-	3 (61)	-	-	-	-
144	516611	SCHMITT Janine	SUI	3	1860	3 (58)	-	-	-	-	-
144	6536895	SUNSHINE Ava	USA	3	1860	-	3 (61)	-	-	-	-
149	516560	LINGG Charlotte	LIE	2	1861	-	2 (66)	-	-	-	-
150	185475	PYKALAINEN Erika	FIN	1	1862	-	-	1 (59)	-	-	-
150	198037	ERRARD Anouck	FRA	1	1862	1 (63)	-	-	-	-	-
150	56517	ASTNER Nina	AUT	1	1862	-	-	1 (59)	-	-	-
150	506867	FERMBAECK Elsa	SWE	1	1862	-	1 (67)	-	-	-	-
150	225518	GUEST Charlie	GBR	1	1862	-	1 (67)	-	-	-	-
150	185493	POHJOLAINEN Rosa	FIN	1	1862	-	1 (67)	-	-	-	-
150	6536851	ZIMMERMANN Zoe	USA	1	1862	-	1 (67)	-	-	-	-

Legend:		AC	DH	Diff.
-	No points	Alpine Combined	Downhill	Difference
GS	Giant Slalom	PAR	SG	SL
WCSL	Overall points	Parallel	Super-G	Slalom

Soldeu (AND)


9th Women's Slalom

FIS NATION CUP

Number of Nations: 22

Rank	NSA	Name	Points	Diff.	DH	SL	GS	SG	AC	PAR	TE
1	SUI	Switzerland	3597		805	962	963	867	-	-	-
2	AUT	Austria	3317	280	915	893	616	893	-	-	-
3	ITA	Italy	2954	643	841	203	1120	790	-	-	-
4	USA	United States of America	2126	1471	313	911	777	125	-	-	-
5	NOR	Norway	1466	2131	248	292	568	358	-	-	-
6	SWE	Sweden	1253	2344	1	708	531	13	-	-	-
7	CAN	Canada	856	2741	67	326	419	44	-	-	-
8	SVK	Slovakia	802	2795	-	505	297	-	-	-	-
9	GER	Germany	768	2829	156	475	33	104	-	-	-
10	FRA	France	745	2852	146	228	141	230	-	-	-
11	CRO	Croatia	649	2948	-	410	239	-	-	-	-
12	SLO	Slovenia	495	3102	107	250	122	16	-	-	-
13	NZL	New Zealand	484	3113	-	-	412	72	-	-	-
14	POL	Poland	162	3435	-	-	142	20	-	-	-
15	CZE	Czechia	158	3439	31	73	9	45	-	-	-
16	ALB	Albania	157	3440	-	78	79	-	-	-	-
17	LAT	Latvia	95	3502	-	95	-	-	-	-	-
18	BIH	Bosnia and Herzegovina	24	3573	6	-	-	18	-	-	-
19	AUS	Australia	6	3591	-	6	-	-	-	-	-
20	JPN	Japan	4	3593	-	4	-	-	-	-	-
21	LIE	Liechtenstein	2	3595	-	2	-	-	-	-	-
22	FIN	Finland	1	3596	-	-	1	-	-	-	-

Soldeu (AND)

9th Women's Slalom

OVERALL FIS NATION CUP

Number of Nations: 30

Rk	NSA	Overall			DH Points			SL Points			GS Points			SG Points			AC Points			PAR Points			TE Points
		M+W	M	W	M+W	M	W	M+W	M	W	M+W	M	W	M+W	M	W	M+W	M	W	M+W	M	W	M+W
1	SUI	7805	4208	3597	1954	1149	805	1856	894	962	2020	1057	963	1975	1108	867	-	-	-	-	-	-	-
2	AUT	6588	3271	3317	1459	544	915	2125	1232	893	1243	627	616	1761	868	893	-	-	-	-	-	-	-
3	ITA	4745	1791	2954	1674	833	841	436	233	203	1453	333	1120	1182	392	790	-	-	-	-	-	-	-
4	NOR	3584	2118	1466	533	285	248	1090	798	292	1355	787	568	606	248	358	-	-	-	-	-	-	-
5	USA	3050	924	2126	804	491	313	945	34	911	957	180	777	344	219	125	-	-	-	-	-	-	-
6	FRA	3039	2294	745	1279	1133	146	673	445	228	426	285	141	661	431	230	-	-	-	-	-	-	-
7	GER	1576	808	768	328	172	156	898	423	475	179	146	33	171	67	104	-	-	-	-	-	-	-
8	CAN	1475	619	856	371	304	67	343	17	326	454	35	419	307	263	44	-	-	-	-	-	-	-
9	SWE	1421	168	1253	1	-	1	871	163	708	536	5	531	13	-	13	-	-	-	-	-	-	-
10	CRO	1176	527	649	-	-	-	623	213	410	553	314	239	-	-	-	-	-	-	-	-	-	-
11	SLO	828	333	495	164	57	107	250	-	250	393	271	122	21	5	16	-	-	-	-	-	-	-
12	SVK	809	7	802	-	-	-	505	-	505	304	7	297	-	-	-	-	-	-	-	-	-	-
13	NZL	484	-	484	-	-	-	-	-	-	412	-	412	72	-	72	-	-	-	-	-	-	-
14	GBR	289	289	-	-	-	-	289	289	-	-	-	-	-	-	-	-	-	-	-	-	-	-
15	CZE	169	11	158	42	11	31	73	-	73	9	-	9	45	-	45	-	-	-	-	-	-	-
16	POL	162	-	162	-	-	-	-	-	-	142	-	142	20	-	20	-	-	-	-	-	-	-
17	ALB	157	-	157	-	-	-	78	-	78	79	-	79	-	-	-	-	-	-	-	-	-	-
18	AND	141	141	-	-	-	-	-	-	-	141	141	-	-	-	-	-	-	-	-	-	-	-
19	LAT	95	-	95	-	-	-	95	-	95	-	-	-	-	-	-	-	-	-	-	-	-	-
20	BUL	93	93	-	-	-	-	93	93	-	-	-	-	-	-	-	-	-	-	-	-	-	-
21	GRE	86	86	-	-	-	-	86	86	-	-	-	-	-	-	-	-	-	-	-	-	-	-
22	FIN	82	81	1	73	73	-	-	-	-	1	-	1	8	8	-	-	-	-	-	-	-	-
23	BEL	81	81	-	-	-	-	32	32	-	49	49	-	-	-	-	-	-	-	-	-	-	-
24	ESP	30	30	-	-	-	-	26	26	-	4	4	-	-	-	-	-	-	-	-	-	-	-
25	DEN	27	27	-	-	-	-	-	-	-	27	27	-	-	-	-	-	-	-	-	-	-	-
26	BIH	24	-	24	6	-	6	-	-	-	-	-	-	18	-	18	-	-	-	-	-	-	-
27	JPN	17	13	4	-	-	-	6	2	4	11	11	-	-	-	-	-	-	-	-	-	-	-
28	LTU	8	8	-	-	-	-	-	-	-	8	8	-	-	-	-	-	-	-	-	-	-	-
29	AUS	6	-	6	-	-	-	6	-	6	-	-	-	-	-	-	-	-	-	-	-	-	-
30	LIE	2	-	2	-	-	-	2	-	2	-	-	-	-	-	-	-	-	-	-	-	-	-

Soldeu (AND)



9th Women's Slalom

CONSTRUCTORS' CHAMPIONSHIP

Number of Brands: 8

Rank	Name	Points	Diff.	DH	SL	GS	SG	AC	PAR
1	Head	4195		730	1190	1225	1050	-	-
2	Rossignol	2610	1585	245	920	1250	195	-	-
3	Atomic	2360	1835	755	805	445	355	-	-
4	Salomon	880	3315	-	280	425	175	-	-
5	Dynastar	190	4005	40	-	50	100	-	-
6	Kaestle	145	4050	145	-	-	-	-	-
7	Voelkl	140	4055	-	140	-	-	-	-
8	Fischer	40	4155	-	40	-	-	-	-

Soldeu (AND)



9th Women's Slalom

OVERALL CONSTRUCTORS' CHAMPIONSHIP

Number of Brands: 12

Rank	Brand	Overall			DH Points			SL Points			GS Points			SG Points			AC Points			PAR Points		
		M+W	M	W	M+W	M	W	M+W	M	W	M+W	M	W	M+W	M	W	M+W	M	W	M+W	M	W
1	Head	5760	1565	4195	1220	490	730	1350	160	1190	1500	275	1225	1690	640	1050	-	-	-	-	-	-
2	Rossignol	4505	1895	2610	945	700	245	1375	455	920	1780	530	1250	405	210	195	-	-	-	-	-	-
3	Atomic	4390	2030	2360	1155	400	755	1475	670	805	1160	715	445	600	245	355	-	-	-	-	-	-
4	Stoeckli	1470	1470	-	480	480	-	-	-	-	600	600	-	390	390	-	-	-	-	-	-	-
5	Salomon	1110	230	880	90	90	-	280	-	280	425	-	425	315	140	175	-	-	-	-	-	-
6	Fischer	1035	995	40	160	160	-	585	545	40	50	50	-	240	240	-	-	-	-	-	-	-
7	Nordica	490	490	-	305	305	-	135	135	-	-	-	-	50	50	-	-	-	-	-	-	-
8	Dynastar	440	250	190	40	-	40	250	250	-	50	-	50	100	-	100	-	-	-	-	-	-
8	Van deer raa	440	440	-	-	-	-	355	355	-	85	85	-	-	-	-	-	-	-	-	-	-
10	Kaestle	145	-	145	145	-	145	-	-	-	-	-	-	-	-	-	-	-	-	-	-	-
11	Voelkl	140	-	140	-	-	-	140	-	140	-	-	-	-	-	-	-	-	-	-	-	-
12	Blizzard	60	60	-	-	-	-	60	60	-	-	-	-	-	-	-	-	-	-	-	-	-