



AUDI FIS SKI WORLD CUP 2024/25



Hafjell (NOR)

11th Men's Slalom

ENTRY LIST BY NSA

Number of Competitors: 69, Number of NSAs: 20

| NSA | FIS Code | Name | Date of Birth | FIS Points (6th of March 2025 - List 18) | | | | | AC |
|-------------------|---------------------|---------------------------------|---------------|--|-------------|--------------|--------------|--------------|----|
| | | | | DH | SL | GS | SG | | |
| AUS (1) | 40621 | MUHLEN-SCHULTE Louis | 12 MAR 1998 | 253,85(1741) | 21,95 (123) | 19,13 (70) | 72,29 (517) | 190,49 (320) | |
| AUT (8) | 54063 | FELLER Manuel | 13 OCT 1992 | 999,99(2150) | 0,00 (1) | 4,22 (13) | 999,99(3535) | 962,27(1211) | |
| | 54444 | GSTREIN Fabio | 14 JUN 1997 | 999,99(2150) | 3,79 (18) | 22,13 (114) | 216,35(2463) | 283,50 (632) | |
| | 54170 | MATT Michael | 13 MAY 1993 | 133,92(1000) | 6,91 (33) | 87,68(2619) | 180,08(2158) | 171,30 (229) | |
| | 54348 | PERTL Adrian | 22 APR 1996 | 999,99(2150) | 10,61 (42) | 20,91 (89) | 149,25(1801) | 147,20 (152) | |
| | 54252 | RASCHNER Dominik | 23 AUG 1994 | - | 2,15 (12) | 20,42 (84) | 293,13(2871) | 347,36 (807) | |
| | 54320 | SCHWARZ Marco | 16 AUG 1995 | 13,31 (44) | 0,79 (10) | 5,61 (17) | 2,10 (4) | 2,16 (2) | |
| | 54093 | STROLZ Johannes | 12 SEP 1992 | 26,39 (113) | 6,49 (28) | 62,87(1661) | 36,35 (175) | 2,25 (3) | |
| 54630 | STURM Joshua | 6 MAY 2001 | - | 11,14 (44) | 19,20 (73) | 91,10 (801) | - | | |
| BEL (2) | 60261 | MAES Sam | 7 JUN 1998 | - | 14,16 (47) | 11,02 (27) | 800,90(3501) | - | |
| | 60253 | MARCHANT Armand | 14 DEC 1997 | 284,22(1812) | 6,30 (26) | 53,93(1286) | 110,96(1174) | 241,73 (505) | |
| BRA (1) | 422729 | PINHEIRO BRAATHEN Lucas | 19 APR 2000 | - | 0,75 (9) | 1,91 (6) | 23,93 (97) | 230,25 (464) | |
| BUL (1) | 92720 | POPOV Albert | 8 AUG 1997 | 999,99(2150) | 2,31 (13) | 30,60 (372) | 731,24(3484) | 604,85(1097) | |
| CAN (2) | 104488 | FOURNIER Simon | 26 MAY 1997 | 274,31(1791) | 20,00 (92) | 21,29 (93) | 119,21(1316) | 184,82 (299) | |
| | 103729 | READ Erik | 31 MAY 1991 | 999,99(2150) | 15,67 (52) | 16,90 (50) | 113,97(1220) | 124,77 (97) | |
| CRO (3) | 380377 | KOLEGA Samuel | 15 JAN 1999 | 95,34 (579) | 3,15 (15) | 32,11 (411) | 128,54(1484) | 86,03 (27) | |
| | 380361 | RODES Istok | 27 JAN 1996 | 102,65 (661) | 10,80 (43) | 23,65 (172) | 134,70(1581) | 212,48 (403) | |
| | 380335 | ZUBCIC Filip | 27 JAN 1993 | 80,60 (424) | 6,56 (30) | 2,82 (7) | 74,60 (554) | 158,34 (184) | |
| ESP (3) | 491853 | del CAMPO HERNANDEZ Juan | 28 JUN 1994 | 999,99(2150) | 18,41 (72) | 34,26 (483) | 240,38(2584) | 707,94(1135) | |
| | 492197 | GARAY FERNANDEZ Aingeru | 25 JUN 1998 | 427,80(1974) | 21,50 (115) | 26,34 (249) | 298,02(2896) | 340,88 (792) | |
| | 491879 | SALARICH Joaquim | 2 JAN 1994 | - | 17,26 (67) | 122,31(3616) | 381,50(3155) | 735,53(1149) | |
| EST (1) | 390044 | LAINÉ Tormis | 6 AUG 2000 | - | 15,00 (49) | 13,42 (32) | 196,29(2301) | 330,53 (759) | |
| FIN (2) | 180919 | HALLBERG Eduard | 6 AUG 2003 | 204,62(1558) | 9,11 (37) | 20,70 (86) | 132,35(1544) | 366,24 (833) | |
| | 180889 | POHJOLAINEN Jesper | 14 SEP 2001 | 139,08(1052) | 19,08 (80) | 25,60 (224) | 99,83 (963) | 174,83 (244) | |
| FRA (7) | 6190558 | AMIEZ Steven | 7 SEP 1998 | 907,01(2135) | 4,28 (19) | 80,99(2375) | 975,86(3530) | 999,99(1217) | |
| | 6190628 | ANGUENOT Leo | 25 AUG 1998 | 999,99(2150) | 22,38 (129) | 7,55 (21) | 201,68(2357) | 179,63 (268) | |
| | 6191340 | AZZOLIN Antoine | 17 SEP 2003 | 67,76 (329) | 18,02 (69) | 25,31 (213) | 62,76 (400) | 102,60 (47) | |
| | 6190909 | DESGRIPPES Hugo | 16 JAN 2000 | 198,63(1514) | 14,17 (48) | 41,59 (791) | 122,34(1371) | 99,20 (39) | |
| | 193967 | MUFFAT-JEANDET Victor | 5 MAR 1989 | 48,72 (213) | 7,82 (36) | 20,79 (87) | 66,06 (430) | 35,31 (11) | |
| | 6190403 | NOEL Clement | 3 MAY 1997 | 999,99(2150) | 0,00 (1) | 89,82(2701) | 382,40(3160) | 323,46 (740) | |
| | 6190543 | RASSAT Paco | 13 NOV 1998 | 999,99(2150) | 6,35 (27) | 86,13(2565) | 297,32(2893) | 375,62 (850) | |



Hafjell (NOR)

11th Men's Slalom

ENTRY LIST BY NSA

Number of Competitors: 69, Number of NSAs: 20

| NSA | FIS Code | Name | Date of Birth | FIS Points (6th of March 2025 - List 18) | | | | | |
|------------|----------|-------------------------|---------------|--|-------------|---------------|---------------|---------------|--|
| | | | | DH | SL | GS | SG | AC | |
| GBR (3) | 221223 | MAJOR Billy | 21 NOV 1996 | 616,80 (2076) | 12,21 (46) | 119,55 (3548) | 661,17 (3452) | 756,05 (1157) | |
| | 220689 | RYDING Dave | 5 DEC 1986 | - | 3,31 (16) | 999,99 (6066) | - | - | |
| | 221236 | TAYLOR Laurie | 10 FEB 1996 | - | 9,63 (40) | 118,61 (3524) | 999,99 (3535) | - | |
| GER (2) | 202451 | STRASSER Linus | 6 NOV 1992 | 129,05 (951) | 0,00 (1) | 34,31 (485) | 158,97 (1941) | 79,50 (23) | |
| | 202615 | TREMMELE Anton | 26 NOV 1994 | 164,52 (1280) | 15,74 (54) | 65,78 (1789) | 195,39 (2296) | 214,92 (408) | |
| HUN (1) | 54233 | LEITGEB Richard | 19 MAY 1994 | - | 19,91 (91) | 36,92 (594) | 999,99 (3535) | - | |
| ITA (6) | 6292914 | CANINS Matteo | 2 MAR 1998 | 999,99 (2150) | 16,12 (57) | 40,23 (729) | 275,48 (2790) | 312,71 (718) | |
| | 293797 | GROSS Stefano | 4 SEP 1986 | - | 10,24 (41) | 93,26 (2822) | - | - | |
| | 6293252 | KASTLUNGER Tobias | 9 SEP 1999 | 75,56 (383) | 12,14 (45) | 20,26 (80) | 49,16 (285) | 73,28 (18) | |
| | 6293764 | SACCARDI Tommaso | 16 JUL 2001 | - | 18,82 (76) | 24,40 (191) | 372,05 (3134) | - | |
| | 6294499 | SARACCO Edoardo | 23 FEB 2003 | - | 19,50 (86) | 27,18 (275) | 248,58 (2633) | 298,89 (674) | |
| | 6293171 | VINATZER Alex | 22 SEP 1999 | 999,99 (2150) | 3,78 (17) | 9,18 (23) | 591,42 (3406) | 999,99 (1217) | |
| JPN (2) | 6301085 | KOYAMA Takayuki | 10 DEC 2001 | - | 20,97 (106) | 46,24 (969) | 147,57 (1777) | 218,22 (424) | |
| | 6300464 | KOYAMA Yohei | 31 MAY 1998 | - | 18,58 (73) | 41,01 (767) | 410,45 (3217) | 411,29 (908) | |
| NOR (9) | 422893 | BRAEKKEN Theodor | 26 FEB 2004 | 64,61 (307) | 15,00 (49) | 22,53 (118) | 74,34 (551) | 200,93 (356) | |
| | 422082 | FOSS-SOLEVAAG Sebastian | 13 JUL 1991 | 243,32 (1697) | 18,27 (71) | 343,85 (5632) | 514,07 (3343) | 249,47 (528) | |
| | 422873 | GRAHL-MADSEN Hans | 14 JUL 2003 | - | 19,40 (84) | 19,06 (69) | 85,68 (711) | - | |
| | 422507 | HAUGAN Timon | 27 DEC 1996 | 221,66 (1637) | 0,00 (1) | 6,60 (19) | 347,36 (3067) | 632,39 (1109) | |
| | 422304 | KRISTOFFERSEN Henrik | 2 JUL 1994 | 489,65 (2012) | 0,00 (1) | 0,92 (5) | 127,89 (1473) | 134,51 (118) | |
| | 422732 | McGRATH Atle Lie | 21 APR 2000 | 147,27 (1135) | 0,40 (6) | 5,01 (14) | 25,56 (112) | 15,56 (7) | |
| | 422899 | SANDVIK Oscar Andreas | 12 JUL 2004 | 81,36 (430) | 15,99 (55) | 21,83 (112) | 28,42 (132) | 240,89 (502) | |
| | 422803 | SOLBERG Eirik Hystad | 14 OCT 2002 | 423,36 (1972) | 16,85 (64) | 15,00 (36) | 193,73 (2279) | - | |
| | 422766 | STEEN OLSEN Alexander | 18 AUG 2001 | 999,99 (2150) | 6,51 (29) | 0,00 (1) | 92,57 (833) | 999,99 (1217) | |
| SUI (7) | 511983 | AERNI Luca | 27 MAR 1993 | 73,53 (365) | 5,49 (24) | 7,25 (20) | 92,06 (818) | 95,99 (38) | |
| | 512353 | ITEN Matthias | 12 AUG 1999 | 119,42 (852) | 19,23 (81) | 82,62 (2435) | 84,86 (704) | 108,54 (57) | |
| | 512182 | MEILLARD Loic | 29 OCT 1996 | 68,97 (337) | 0,61 (7) | 0,56 (3) | 2,32 (5) | 25,92 (10) | |
| | 512203 | NEF Tanguy | 19 NOV 1996 | 999,99 (2150) | 2,46 (14) | 38,31 (646) | 251,22 (2653) | 861,24 (1186) | |
| | 511899 | ROCHAT Marc | 18 DEC 1992 | - | 4,37 (20) | 30,08 (360) | 999,99 (3535) | 999,99 (1217) | |
| | 511996 | YULE Daniel | 18 FEB 1993 | 118,88 (848) | 0,73 (8) | 70,41 (1972) | 176,49 (2126) | 110,55 (60) | |
| | 511902 | ZENHAEUSERN Ramon | 4 MAY 1992 | - | 6,62 (31) | 154,98 (4300) | 796,62 (3497) | 517,19 (1035) | |
| SWE (4) | 502617 | AX SWARTZ Fabian | 12 FEB 2004 | - | 15,14 (51) | 22,60 (120) | - | - | |
| | 502433 | HANSSON William | 19 JUN 2001 | 999,99 (2150) | 20,47 (97) | 16,36 (44) | 376,61 (3140) | - | |
| | 502015 | JAKOBSEN Kristoffer | 9 SEP 1994 | - | 2,05 (11) | 82,89 (2445) | - | - | |
| | 502691 | WISTING Gustav | 4 FEB 2005 | - | 17,53 (68) | 39,23 (687) | 191,69 (2259) | - | |
| USA (4) | 6532084 | RADAMUS River | 12 FEB 1998 | 38,47 (153) | 16,73 (61) | 9,94 (25) | 16,75 (55) | 14,91 (6) | |
| | 6532592 | RITCHIE Benjamin | 5 SEP 2000 | - | 7,26 (34) | 68,13 (1894) | 228,15 (2519) | 247,98 (521) | |
| | 6532163 | SEYMOUR Jett | 5 NOV 1998 | - | 9,34 (38) | 64,79 (1745) | 90,12 (786) | 249,26 (527) | |
| | 6531936 | WINTERS Luke | 2 APR 1997 | 63,20 (293) | 18,21 (70) | 32,64 (434) | 58,92 (366) | 114,80 (72) | |

Legend:

- No points
WCSL-AC FIS World Cup Start List points for Alpine Combined
WCSL-DH FIS World Cup Start List points for Downhill
WCSL-O Overall FIS World Cup Start List points
WCSL-SL FIS World Cup Start List points for Slalom
WCSL-GS FIS World Cup Start List points for Giant Slalom
WCSL-SG FIS World Cup Start List points for Super-G

Data Processing by LONGINES

www.fis-ski.com

Page 2/2

LONGINES Timing

Generation date : SAT 15 MAR 2025

Time : 17:09

Document: C32E 1.0





AUDI FIS SKI WORLD CUP 2024/25



Hafjell (NOR)

11th Men's Slalom

SUN 16 MAR 2025

Start Time 9:30



DRAW LIST

Number of Competitors: 69, Number of NSAs: 20

Rank 120 in the FIS List: KIPPEL Dionys 21,79 FIS Points

| No. | FIS Code | Name | NSA Code | WCSL-SL | WCSL-O | FIS SL |
|-----|----------|-------------------------|----------|----------|----------|------------|
| 1 | 422304 | KRISTOFFERSEN Henrik | NOR | 642 (1) | 1107 (3) | 0,00 (1) |
| 2 | 512182 | MEILLARD Loic | SUI | 628 (2) | 1123 (2) | 0,61 (7) |
| 3 | 422507 | HAUGAN Timon | NOR | 573 (3) | 806 (5) | 0,00 (1) |
| 4 | 6190403 | NOEL Clement | FRA | 551 (4) | 551 (12) | 0,00 (1) |
| 5 | 422732 | McGRATH Atle Lie | NOR | 507 (5) | 751 (6) | 0,40 (6) |
| 6 | 54063 | FELLER Manuel | AUT | 447 (6) | 505 (13) | 0,00 (1) |
| 7 | 202451 | STRASSER Linus | GER | 382 (7) | 392 (22) | 0,00 (1) |
| 8 | 422729 | PINHEIRO BRAATHEN Lucas | BRA | 333 (8) | 642 (9) | 0,75 (9) |
| 9 | 54444 | GSTREIN Fabio | AUT | 313 (9) | 313 (29) | 3,79 (18) |
| 10 | 6190558 | AMIEZ Steven | FRA | 306 (10) | 306 (31) | 4,28 (19) |
| 11 | 512203 | NEF Tanguy | SUI | 303 (11) | 303 (32) | 2,46 (14) |
| 12 | 220689 | RYDING Dave | GBR | 267 (12) | 267 (36) | 3,31 (16) |
| 13 | 380377 | KOLEGA Samuel | CRO | 261 (13) | 261 (37) | 3,15 (15) |
| 14 | 511996 | YULE Daniel | SUI | 253 (14) | 253 (42) | 0,73 (8) |
| 15 | 92720 | POPOV Albert | BUL | 246 (15) | 246 (43) | 2,31 (13) |
| 16 | 502015 | JAKOBSEN Kristoffer | SWE | 221 (16) | 221 (45) | 2,05 (11) |
| 17 | 6293171 | VINATZER Alex | ITA | 196 (17) | 312 (30) | 3,78 (17) |
| 18 | 54252 | RASCHNER Dominik | AUT | 170 (18) | 173 (52) | 2,15 (12) |
| 19 | 380335 | ZUBCIC Filip | CRO | 144 (19) | 448 (17) | 6,56 (30) |
| 20 | 60253 | MARCHANT Armand | BEL | 129 (20) | 129 (62) | 6,30 (26) |
| 21 | 6190543 | RASSAT Paco | FRA | 128 (21) | 128 (63) | 6,35 (27) |
| 22 | 6532592 | RITCHIE Benjamin | USA | 128 (21) | 128 (63) | 7,26 (34) |
| 23 | 54093 | STROLZ Johannes | AUT | 120 (23) | 120 (67) | 6,49 (28) |
| 24 | 54170 | MATT Michael | AUT | 120 (23) | 120 (67) | 6,91 (33) |
| 25 | 193967 | MUFFAT-JEANDET Victor | FRA | 115 (25) | 123 (66) | 7,82 (36) |
| 26 | 54320 | SCHWARZ Marco | AUT | 110 (26) | 324 (28) | 0,79 (10) |
| 27 | 511899 | ROCHAT Marc | SUI | 108 (27) | 108 (71) | 4,37 (20) |
| 28 | 422766 | STEEN OLSEN Alexander | NOR | 102 (28) | 481 (15) | 6,51 (29) |
| 29 | 54348 | PERTL Adrian | AUT | 87 (29) | 87 (78) | 10,61 (42) |
| 30 | 511983 | AERNI Luca | SUI | 85 (30) | 206 (47) | 5,49 (24) |
| 31 | 511902 | ZENHAEUSERN Ramon | SUI | 41 (39) | 41 (105) | 6,62 (31) |
| 32 | 180919 | HALLBERG Eduard | FIN | 77 (31) | 77 (80) | 9,11 (37) |
| 33 | 6532163 | SEYMOUR Jett | USA | 48 (37) | 48 (99) | 9,34 (38) |
| 34 | 221236 | TAYLOR Laurie | GBR | 66 (33) | 66 (87) | 9,63 (40) |
| 35 | 293797 | GROSS Stefano | ITA | 66 (33) | 66 (87) | 10,24 (41) |
| 36 | 380361 | RODES Istok | CRO | 55 (35) | 55 (92) | 10,80 (43) |
| 37 | 54630 | STURM Joshua | AUT | 26 (42) | 27 (118) | 11,14 (44) |
| 38 | 6293252 | KASTLUNGER Tobias | ITA | 67 (32) | 67 (86) | 12,14 (45) |



Hafjell (NOR)



11th Men's Slalom

SUN 16 MAR 2025

DRAW LIST

Start Time 9:30

Number of Competitors: 69, Number of NSAs: 20

Rank 120 in the FIS List: KIPPEL Dionys 21,79 FIS Points

| No. | FIS Code | Name | NSA Code | WCSL-SL | WCSL-O | FIS SL |
|-----|----------|--------------------------|----------|---------|----------|--------------|
| 39 | 221223 | MAJOR Billy | GBR | 49 (36) | 49 (97) | 12,21 (46) |
| 40 | 60261 | MAES Sam | BEL | 25 (43) | 157 (56) | 14,16 (47) |
| 41 | 6190909 | DESGRIPPES Hugo | FRA | 14 (47) | 14 (136) | 14,17 (48) |
| 42 | 390044 | LAINE Tormis | EST | 27 (41) | 71 (83) | 15,00 (49) |
| 43 | 422893 | BRAEKKEN Theodor | NOR | 1 (57) | 1 (168) | 15,00 (49) |
| 44 | 502617 | AX SWARTZ Fabian | SWE | 43 (38) | 43 (104) | 15,14 (51) |
| 45 | 103729 | READ Erik | CAN | 13 (48) | 27 (118) | 15,67 (52) |
| 46 | 202615 | TREMMELE Anton | GER | 12 (50) | 12 (141) | 15,74 (54) |
| 47 | 422899 | SANDVIK Oscar Andreas | NOR | - | - | 15,99 (55) |
| 48 | 6292914 | CANINS Matteo | ITA | - | - | 16,12 (57) |
| 49 | 6532084 | RADAMUS River | USA | 6 (55) | 279 (35) | 16,73 (61) |
| 50 | 422803 | SOLBERG Eirik Hystad | NOR | 10 (52) | 10 (146) | 16,85 (64) |
| 51 | 491879 | SALARICH Joaquim | ESP | 17 (45) | 17 (131) | 17,26 (67) |
| 52 | 502691 | WISSTING Gustav | SWE | 12 (50) | 12 (141) | 17,53 (68) |
| 53 | 6191340 | AZZOLIN Antoine | FRA | - | - | 18,02 (69) |
| 54 | 6531936 | WINTERS Luke | USA | - | - | 18,21 (70) |
| 55 | 422082 | FOSS-SOLEVAAG Sebastian | NOR | 17 (45) | 17 (131) | 18,27 (71) |
| 56 | 491853 | del CAMPO HERNANDEZ Juan | ESP | 5 (56) | 5 (157) | 18,41 (72) |
| 57 | 6300464 | KOYAMA Yohei | JPN | - | - | 18,58 (73) |
| 58 | 6293764 | SACCARDI Tommaso | ITA | - | - | 18,82 (76) |
| 59 | 180889 | POHJOLAINEN Jesper | FIN | - | - | 19,08 (80) |
| 60 | 512353 | ITEN Matthias | SUI | - | - | 19,23 (81) |
| 61 | 422873 | GRAHL-MADSEN Hans | NOR | - | - | 19,40 (84) |
| 62 | 6294499 | SARACCO Edoardo | ITA | - | - | 19,50 (86) |
| 63 | 54233 | LEITGEB Richard | HUN | - | - | 19,91 (91) |
| 64 | 104488 | FOURNIER Simon | CAN | - | - | 20,00 (92) |
| 65 | 502433 | HANSSON William | SWE | - | 22 (124) | 20,47 (97) |
| 66 | 6301085 | KOYAMA Takayuki | JPN | - | - | 20,97 (106) |
| 67 | 492197 | GARAY FERNANDEZ Aingeru | ESP | - | - | 21,50 (115) |
| 68 | 40621 | MUHLEN-SCHULTE Louis | AUS | - | - | >21,95 (123) |
| 69 | 6190628 | ANGUENOT Leo | FRA | 1 (57) | 168 (53) | >22,38 (129) |

| | | | | | | |
|----------------|--|-----------|---|--|----------------|--|
| Legend: | - | No points | > | Greater than 120th rank in the FIS points list | No. | Control Number |
| FIS SL | FIS points for Slalom (18th FIS points list 2024/25) | | | | | |
| WCSL-O | Overall FIS World Cup Start List points | | | | WCSL-SL | FIS World Cup Start List points for Slalom |



Number of Competitors: 69, Number of NSAs: 20

| Bib | FIS Code | Name | Year of Birth | NSA Code | Time | Ski |
|-----------------|----------|-------------------------|---------------|----------|------|-----------|
| 1 | 422304 | KRISTOFFERSEN Henrik | 1994 | NOR | | Van deer |
| 2 | 6190403 | NOEL Clement | 1997 | FRA | | Dynastar |
| 3 | 512182 | MEILLARD Loic | 1996 | SUI | | Rossignol |
| 4 | 422507 | HAUGAN Timon | 1996 | NOR | | Van deer |
| 5 | 202451 | STRASSER Linus | 1992 | GER | | Rossignol |
| 6 | 54063 | FELLER Manuel | 1992 | AUT | | Atomic |
| 7 | 422732 | McGRATH Atle Lie | 2000 | NOR | | Head |
| 8 | 220689 | RYDING Dave | 1986 | GBR | | Head |
| 9 | 511996 | YULE Daniel | 1993 | SUI | | Fischer |
| 10 | 54444 | GSTREIN Fabio | 1997 | AUT | | Atomic |
| 11 | 92720 | POPOV Albert | 1997 | BUL | | Head |
| 12 | 512203 | NEF Tanguy | 1996 | SUI | | Atomic |
| 13 | 6190558 | AMIEZ Steven | 1998 | FRA | | Rossignol |
| 14 | 422729 | PINHEIRO BRAATHEN Lucas | 2000 | BRA | | Atomic |
| 15 | 380377 | KOLEGA Samuel | 1999 | CRO | | Rossignol |
| -----break----- | | | | | | |
| 16 | 502015 | JAKOBSEN Kristoffer | 1994 | SWE | | Fischer |
| 17 | 6293171 | VINATZER Alex | 1999 | ITA | | Atomic |
| 18 | 54252 | RASCHNER Dominik | 1994 | AUT | | Fischer |
| 19 | 380335 | ZUBCIC Filip | 1993 | CRO | | Atomic |
| 20 | 60253 | MARCHANT Armand | 1997 | BEL | | Head |
| 21 | 6190543 | RASSAT Paco | 1998 | FRA | | Head |
| 22 | 6532592 | RITCHIE Benjamin | 2000 | USA | | Head |
| -----break----- | | | | | | |
| 23 | 54093 | STROLZ Johannes | 1992 | AUT | | Head |
| 24 | 54170 | MATT Michael | 1993 | AUT | | Blizzard |
| 25 | 193967 | MUFFAT-JEANDET Victor | 1989 | FRA | | Salomon |
| 26 | 54320 | SCHWARZ Marco | 1995 | AUT | | Atomic |
| 27 | 511899 | ROCHAT Marc | 1992 | SUI | | Nordica |
| 28 | 422766 | STEEN OLSEN Alexander | 2001 | NOR | | Rossignol |
| 29 | 54348 | PERTL Adrian | 1996 | AUT | | Atomic |
| 30 | 511983 | AERNI Luca | 1993 | SUI | | Fischer |
| -----break----- | | | | | | |
| 31 | 511902 | ZENHAEUSERN Ramon | 1992 | SUI | | Rossignol |
| 32 | 180919 | HALLBERG Eduard | 2003 | FIN | | Fischer |
| 33 | 6532163 | SEYMOUR Jett | 1998 | USA | | Fischer |
| 34 | 221236 | TAYLOR Laurie | 1996 | GBR | | Head |
| 35 | 293797 | GROSS Stefano | 1986 | ITA | | Voelkl |
| 36 | 380361 | RODES Istok | 1996 | CRO | | Voelkl |
| 37 | 54630 | STURM Joshua | 2001 | AUT | | Atomic |
| 38 | 6293252 | KASTLUNGER Tobias | 1999 | ITA | | Head |
| 39 | 221223 | MAJOR Billy | 1996 | GBR | | Fischer |
| 40 | 60261 | MAES Sam | 1998 | BEL | | Voelkl |
| 41 | 6190909 | DESGRIPPES Hugo | 2000 | FRA | | Dynastar |
| 42 | 390044 | LAINE Tormis | 2000 | EST | | Voelkl |

Hafjell (NOR)

11th Men's Slalom

SUN 16 MAR 2025

Start Time 9:30

START LIST RUN 1

Number of Competitors: 69, Number of NSAs: 20

| Bib | FIS Code | Name | Year of Birth | NSA Code | Time | Ski |
|-----|----------|--------------------------|---------------|----------|------|-----------|
| 43 | 422893 | BRAEKKEN Theodor | 2004 | NOR | | Atomic |
| 44 | 502617 | AX SWARTZ Fabian | 2004 | SWE | | Van deer |
| 45 | 103729 | READ Erik | 1991 | CAN | | Atomic |
| 46 | 202615 | TREMMEL Anton | 1994 | GER | | Nordica |
| 47 | 422899 | SANDVIK Oscar Andreas | 2004 | NOR | | Head |
| 48 | 6292914 | CANINS Matteo | 1998 | ITA | | Nordica |
| 49 | 6532084 | RADAMUS River | 1998 | USA | | Rossignol |
| 50 | 422803 | SOLBERG Eirik Hystad | 2002 | NOR | | Fischer |
| 51 | 491879 | SALARICH Joaquim | 1994 | ESP | | Rossignol |
| 52 | 502691 | WISSTING Gustav | 2005 | SWE | | Fischer |
| 53 | 6191340 | AZZOLIN Antoine | 2003 | FRA | | Dynastar |
| 54 | 6531936 | WINTERS Luke | 1997 | USA | | Fischer |
| 55 | 422082 | FOSS-SOLEVAAG Sebastian | 1991 | NOR | | Salomon |
| 56 | 491853 | del CAMPO HERNANDEZ Juan | 1994 | ESP | | Atomic |
| 57 | 6300464 | KOYAMA Yohei | 1998 | JPN | | Head |
| 58 | 6293764 | SACCARDI Tommaso | 2001 | ITA | | Nordica |
| 59 | 180889 | POHJOLAINEN Jesper | 2001 | FIN | | Head |
| 60 | 512353 | ITEN Matthias | 1999 | SUI | | Head |
| 61 | 422873 | GRAHL-MADSEN Hans | 2003 | NOR | | Head |
| 62 | 6294499 | SARACCO Edoardo | 2003 | ITA | | Head |
| 63 | 54233 | LEITGEB Richard | 1994 | HUN | | Salomon |
| 64 | 104488 | FOURNIER Simon | 1997 | CAN | | Fischer |
| 65 | 502433 | HANSSON William | 2001 | SWE | | Rossignol |
| 66 | 6301085 | KOYAMA Takayuki | 2001 | JPN | | |
| 67 | 492197 | GARAY FERNANDEZ Aingeru | 1998 | ESP | | Rossignol |
| 68 | 40621 | MUHLEN-SCHULTE Louis | 1998 | AUS | | Nordica |
| 69 | 6190628 | ANGUENOT Leo | 1998 | FRA | | Rossignol |

Jury

| | | |
|------------------------|-----------------|-----|
| FIS Technical Delegate | FISCHER Andreas | GER |
| Referee | WALDNER Markus | FIS |
| Assistant Referee | HLADNIK Janez | FIS |
| Chief of Race | TANDE Oesten | NOR |

Technical Data

| | |
|---------------------|---------------|
| Course Name | Olympia-loypa |
| Start Altitude | 493m |
| Finish Altitude | 273m |
| Vertical Drop | 220m |
| Homologation Number | 13764/11/20 |

Race Information Run 1

| | | |
|---------------------|----------------|-----|
| Course Setter | BORISOV Ivailo | BUL |
| Gates/Turning Gates | 79/76 | |
| Start Time | 9:30 | |

Race Information Run 2

| | | |
|---------------------|---------------|-----|
| Course Setter | BRUNNER Bernd | GER |
| Gates/Turning Gates | | |
| Start Time | 12:30 | |

Forerunners:

| | | | | | | |
|--------|---------------------|-----|-------------------|-----|--------------------|-----|
| Run 1: | F1 - AMDAHL Andreas | NOR | F2 - ISTAD Herman | NOR | F3 - WEFALD Mikkel | NOR |
| Run 2: | F1 - AMDAHL Andreas | NOR | F2 - ISTAD Herman | NOR | F3 - WEFALD Mikkel | NOR |

Legend:

YB Year of Birth



LONGINES



Norges Skiforbund



Hafjell



Innlandet fylkeskommune



AUDI FIS SKI WORLD CUP 2024/25



Hafjell (NOR)

11th Men's Slalom

SUN 16 MAR 2025

Start Time 9:30

OFFICIAL RESULTS RUN 1

Number of Competitors: 69, Number of NSAs: 20

| Rank | Bib | FIS Code | Name | YB | NSA Code | Time | Difference | Ski |
|------|-----|----------|-------------------------|------|----------|---------|------------|-----------|
| 1 | 3 | 512182 | MEILLARD Loic | 1996 | SUI | 1:00.46 | | Rossignol |
| 2 | 14 | 422729 | PINHEIRO BRAATHEN Lucas | 2000 | BRA | 1:00.80 | 0.34 | Atomic |
| 3 | 10 | 54444 | GSTREIN Fabio | 1997 | AUT | 1:00.90 | 0.44 | Atomic |
| 4 | 2 | 6190403 | NOEL Clement | 1997 | FRA | 1:00.98 | 0.52 | Dynastar |
| 5 | 7 | 422732 | McGRATH Atle Lie | 2000 | NOR | 1:00.99 | 0.53 | Head |
| 6 | 1 | 422304 | KRISTOFFERSEN Henrik | 1994 | NOR | 1:01.30 | 0.84 | Van deer |
| 7 | 4 | 422507 | HAUGAN Timon | 1996 | NOR | 1:01.39 | 0.93 | Van deer |
| 8 | 12 | 512203 | NEF Tanguy | 1996 | SUI | 1:01.56 | 1.10 | Atomic |
| 8 | 5 | 202451 | STRASSER Linus | 1992 | GER | 1:01.56 | 1.10 | Rossignol |
| 10 | 9 | 511996 | YULE Daniel | 1993 | SUI | 1:01.88 | 1.42 | Fischer |
| 11 | 22 | 6532592 | RITCHIE Benjamin | 2000 | USA | 1:02.10 | 1.64 | Head |
| 12 | 25 | 193967 | MUFFAT-JEANDET Victor | 1989 | FRA | 1:02.17 | 1.71 | Salomon |
| 13 | 23 | 54093 | STROLZ Johannes | 1992 | AUT | 1:02.23 | 1.77 | Head |
| 14 | 39 | 221223 | MAJOR Billy | 1996 | GBR | 1:02.31 | 1.85 | Fischer |
| 15 | 8 | 220689 | RYDING Dave | 1986 | GBR | 1:02.32 | 1.86 | Head |
| 16 | 27 | 511899 | ROCHAT Marc | 1992 | SUI | 1:02.33 | 1.87 | Nordica |
| 17 | 26 | 54320 | SCHWARZ Marco | 1995 | AUT | 1:02.36 | 1.90 | Atomic |
| 18 | 33 | 6532163 | SEYMOUR Jett | 1998 | USA | 1:02.37 | 1.91 | Fischer |
| 19 | 36 | 380361 | RODES Istok | 1996 | CRO | 1:02.46 | 2.00 | Voelkl |
| 20 | 29 | 54348 | PERTL Adrian | 1996 | AUT | 1:02.53 | 2.07 | Atomic |
| 21 | 11 | 92720 | POPOV Albert | 1997 | BUL | 1:02.68 | 2.22 | Head |
| 22 | 37 | 54630 | STURM Joshua | 2001 | AUT | 1:02.69 | 2.23 | Atomic |
| 23 | 40 | 60261 | MAES Sam | 1998 | BEL | 1:02.77 | 2.31 | Voelkl |
| 24 | 20 | 60253 | MARCHANT Armand | 1997 | BEL | 1:02.80 | 2.34 | Head |
| 25 | 24 | 54170 | MATT Michael | 1993 | AUT | 1:02.85 | 2.39 | Blizzard |
| 26 | 31 | 511902 | ZENHAEUSERN Ramon | 1992 | SUI | 1:02.88 | 2.42 | Rossignol |
| 27 | 15 | 380377 | KOLEGA Samuel | 1999 | CRO | 1:03.08 | 2.62 | Rossignol |
| 28 | 47 | 422899 | SANDVIK Oscar Andreas | 2004 | NOR | 1:03.12 | 2.66 | Head |
| 29 | 28 | 422766 | STEEN OLSEN Alexander | 2001 | NOR | 1:03.26 | 2.80 | Rossignol |
| 30 | 30 | 511983 | AERNI Luca | 1993 | SUI | 1:03.27 | 2.81 | Fischer |

DID NOT QUALIFY FOR RUN 2: 20 competitors

| | | | | | | | | |
|----|----|---------|----------------------|------|-----|---------|------|-----------|
| 31 | 52 | 502691 | WISSTING Gustav | 2005 | SWE | 1:03.34 | 2.88 | Fischer |
| 32 | 38 | 6293252 | KASTLUNGER Tobias | 1999 | ITA | 1:03.37 | 2.91 | Head |
| 33 | 41 | 6190909 | DESGRIPPES Hugo | 2000 | FRA | 1:03.41 | 2.95 | Dynastar |
| 34 | 51 | 491879 | SALARICH Joaquim | 1994 | ESP | 1:03.44 | 2.98 | Rossignol |
| 35 | 35 | 293797 | GROSS Stefano | 1986 | ITA | 1:03.50 | 3.04 | Voelkl |
| 36 | 43 | 422893 | BRAEKKEN Theodor | 2004 | NOR | 1:03.67 | 3.21 | Atomic |
| 37 | 54 | 6531936 | WINTERS Luke | 1997 | USA | 1:03.79 | 3.33 | Fischer |
| 38 | 46 | 202615 | TREMMEL Anton | 1994 | GER | 1:03.88 | 3.42 | Nordica |
| 39 | 50 | 422803 | SOLBERG Eirik Hystad | 2002 | NOR | 1:03.92 | 3.46 | Fischer |
| 39 | 42 | 390044 | LAINÉ Tormis | 2000 | EST | 1:03.92 | 3.46 | Voelkl |
| 41 | 44 | 502617 | AX SWARTZ Fabian | 2004 | SWE | 1:04.15 | 3.69 | Van deer |
| 42 | 69 | 6190628 | ANGUENOT Leo | 1998 | FRA | 1:04.18 | 3.72 | Rossignol |
| 43 | 61 | 422873 | GRAHL-MADSEN Hans | 2003 | NOR | 1:04.21 | 3.75 | Head |
| 44 | 60 | 512353 | ITEN Matthias | 1999 | SUI | 1:04.22 | 3.76 | Head |

SUN 16 MAR 2025 / Hafjell (NOR) / 0053

Page 1/2

Data Processing by LONGINES

www.fis-ski.com

LONGINES Timing

Generation date : SUN 16 MAR 2025

Time : 11:01

Document: C73B 1.0



Hafjell (NOR)


11th Men's Slalom

SUN 16 MAR 2025

OFFICIAL RESULTS RUN 1

Start Time 9:30

Number of Competitors: 69, Number of NSAs: 20

| Rank | Bib | FIS Code | Name | YB | NSA Code | Time | Difference | Ski |
|------|-----|----------|--------------------------|------|----------|---------|------------|-----------|
| 45 | 57 | 6300464 | KOYAMA Yohei | 1998 | JPN | 1:04.57 | 4.11 | Head |
| 46 | 56 | 491853 | del CAMPO HERNANDEZ Juan | 1994 | ESP | 1:04.70 | 4.24 | Atomic |
| 47 | 55 | 422082 | FOSS-SOLEVAAG Sebastian | 1991 | NOR | 1:04.75 | 4.29 | Salomon |
| 48 | 68 | 40621 | MUHLEN-SCHULTE Louis | 1998 | AUS | 1:05.27 | 4.81 | Nordica |
| 49 | 48 | 6292914 | CANINS Matteo | 1998 | ITA | 1:05.28 | 4.82 | Nordica |
| 50 | 67 | 492197 | GARAY FERNANDEZ Aingeru | 1998 | ESP | 1:07.58 | 7.12 | Rossignol |

DID NOT FINISH RUN 1: 18 competitors

| | | | | | |
|----|---------|---------------------|------|-----|-----------|
| 6 | 54063 | FELLER Manuel | 1992 | AUT | Atomic |
| 13 | 6190558 | AMIEZ Steven | 1998 | FRA | Rossignol |
| 16 | 502015 | JAKOBSEN Kristoffer | 1994 | SWE | Fischer |
| 18 | 54252 | RASCHNER Dominik | 1994 | AUT | Fischer |
| 19 | 380335 | ZUBCIC Filip | 1993 | CRO | Atomic |
| 21 | 6190543 | RASSAT Paco | 1998 | FRA | Head |
| 32 | 180919 | HALLBERG Eduard | 2003 | FIN | Fischer |
| 34 | 221236 | TAYLOR Laurie | 1996 | GBR | Head |
| 45 | 103729 | READ Erik | 1991 | CAN | Atomic |
| 49 | 6532084 | RADAMUS River | 1998 | USA | Rossignol |
| 53 | 6191340 | AZZOLIN Antoine | 2003 | FRA | Dynastar |
| 58 | 6293764 | SACCARDI Tommaso | 2001 | ITA | Nordica |
| 59 | 180889 | POHJOLAINEN Jesper | 2001 | FIN | Head |
| 62 | 6294499 | SARACCO Edoardo | 2003 | ITA | Head |
| 63 | 54233 | LEITGEB Richard | 1994 | HUN | Salomon |
| 64 | 104488 | FOURNIER Simon | 1997 | CAN | Fischer |
| 65 | 502433 | HANSSON William | 2001 | SWE | Rossignol |
| 66 | 6301085 | KOYAMA Takayuki | 2001 | JPN | |

DID NOT START RUN 1: 1 competitor

| | | | | | |
|----|---------|---------------|------|-----|--------|
| 17 | 6293171 | VINATZER Alex | 1999 | ITA | Atomic |
|----|---------|---------------|------|-----|--------|

Jury

| | | |
|------------------------|-----------------|-----|
| FIS Technical Delegate | FISCHER Andreas | GER |
| Referee | WALDNER Markus | FIS |
| Assistant Referee | HLADNIK Janez | FIS |
| Chief of Race | TANDE Oesten | NOR |

Technical Data

| | |
|---------------------|---------------|
| Course Name | Olympia-loypa |
| Start Altitude | 493m |
| Finish Altitude | 273m |
| Vertical Drop | 220m |
| Homologation Number | 13764/11/20 |

Race Information Run 1

| | | |
|---------------------|----------------|-----|
| Course Setter | BORISOV Ivailo | BUL |
| Gates/Turning Gates | 79/76 | |
| Start Time | 9:30 | |

Race Information Run 2

| | | |
|---------------------|---------------|-----|
| Course Setter | BRUNNER Bernd | GER |
| Gates/Turning Gates | | |
| Start Time | 12:30 | |

Forerunners:

| | | | | | | |
|--------|---------------------|-----|-------------------|-----|--------------------|-----|
| Run 1: | F1 - AMDAHL Andreas | NOR | F2 - ISTAD Herman | NOR | F3 - WEFALD Mikkel | NOR |
| Run 2: | F1 - AMDAHL Andreas | NOR | F2 - ISTAD Herman | NOR | F3 - WEFALD Mikkel | NOR |

Conditions on course:

| | | | | |
|-------|-------|-------------------|----------------------------------|-----------------------------------|
| Run 1 | SUNNY | Snow: HARD PACKED | Temperature - Start: -4°C / 25°F | Temperature - Finish: -3°C / 27°F |
|-------|-------|-------------------|----------------------------------|-----------------------------------|

Legend:

| | |
|----|---------------|
| YB | Year of Birth |
|----|---------------|



Number of Competitors: 30, Number of NSAs: 11

| Start Order | Bib | FIS Code | Name | Year of Birth | NSA Code | Run 1 | Diff. | Rank | Run 2 | Total | Ski |
|-------------------|-----|----------|-------------------------|---------------|----------|---------|-------|------|-------|-------|-----------|
| 1 | 30 | 511983 | AERNI Luca | 1993 | SUI | 1:03.27 | 2.81 | 30 | | | Fischer |
| 2 | 28 | 422766 | STEEN OLSEN Alexander | 2001 | NOR | 1:03.26 | 2.80 | 29 | | | Rossignol |
| 3 | 47 | 422899 | SANDVIK Oscar Andreas | 2004 | NOR | 1:03.12 | 2.66 | 28 | | | Head |
| 4 | 15 | 380377 | KOLEGA Samuel | 1999 | CRO | 1:03.08 | 2.62 | 27 | | | Rossignol |
| 5 | 31 | 511902 | ZENHAEUSERN Ramon | 1992 | SUI | 1:02.88 | 2.42 | 26 | | | Rossignol |
| 6 | 24 | 54170 | MATT Michael | 1993 | AUT | 1:02.85 | 2.39 | 25 | | | Blizzard |
| 7 | 20 | 60253 | MARCHANT Armand | 1997 | BEL | 1:02.80 | 2.34 | 24 | | | Head |
| 8 | 40 | 60261 | MAES Sam | 1998 | BEL | 1:02.77 | 2.31 | 23 | | | Voelkl |
| 9 | 37 | 54630 | STURM Joshua | 2001 | AUT | 1:02.69 | 2.23 | 22 | | | Atomic |
| 10 | 11 | 92720 | POPOV Albert | 1997 | BUL | 1:02.68 | 2.22 | 21 | | | Head |
| 11 | 29 | 54348 | PERTL Adrian | 1996 | AUT | 1:02.53 | 2.07 | 20 | | | Atomic |
| 12 | 36 | 380361 | RODES Istok | 1996 | CRO | 1:02.46 | 2.00 | 19 | | | Voelkl |
| 13 | 33 | 6532163 | SEYMOUR Jett | 1998 | USA | 1:02.37 | 1.91 | 18 | | | Fischer |
| 14 | 26 | 54320 | SCHWARZ Marco | 1995 | AUT | 1:02.36 | 1.90 | 17 | | | Atomic |
| 15 | 27 | 511899 | ROCHAT Marc | 1992 | SUI | 1:02.33 | 1.87 | 16 | | | Nordica |
| ----- break ----- | | | | | | | | | | | |
| 16 | 8 | 220689 | RYDING Dave | 1986 | GBR | 1:02.32 | 1.86 | 15 | | | Head |
| 17 | 39 | 221223 | MAJOR Billy | 1996 | GBR | 1:02.31 | 1.85 | 14 | | | Fischer |
| 18 | 23 | 54093 | STROLZ Johannes | 1992 | AUT | 1:02.23 | 1.77 | 13 | | | Head |
| 19 | 25 | 193967 | MUFFAT-JEANDET Victor | 1989 | FRA | 1:02.17 | 1.71 | 12 | | | Salomon |
| 20 | 22 | 6532592 | RITCHIE Benjamin | 2000 | USA | 1:02.10 | 1.64 | 11 | | | Head |
| 21 | 9 | 511996 | YULE Daniel | 1993 | SUI | 1:01.88 | 1.42 | 10 | | | Fischer |
| ----- break ----- | | | | | | | | | | | |
| 22 | 5 | 202451 | STRASSER Linus | 1992 | GER | 1:01.56 | 1.10 | 8 | | | Rossignol |
| 23 | 12 | 512203 | NEF Tanguy | 1996 | SUI | 1:01.56 | 1.10 | 8 | | | Atomic |
| 24 | 4 | 422507 | HAUGAN Timon | 1996 | NOR | 1:01.39 | 0.93 | 7 | | | Van deer |
| 25 | 1 | 422304 | KRISTOFFERSEN Henrik | 1994 | NOR | 1:01.30 | 0.84 | 6 | | | Van deer |
| 26 | 7 | 422732 | McGRATH Atle Lie | 2000 | NOR | 1:00.99 | 0.53 | 5 | | | Head |
| 27 | 2 | 6190403 | NOEL Clement | 1997 | FRA | 1:00.98 | 0.52 | 4 | | | Dynastar |
| 28 | 10 | 54444 | GSTREIN Fabio | 1997 | AUT | 1:00.90 | 0.44 | 3 | | | Atomic |
| 29 | 14 | 422729 | PINHEIRO BRAATHEN Lucas | 2000 | BRA | 1:00.80 | 0.34 | 2 | | | Atomic |
| 30 | 3 | 512182 | MEILLARD Loic | 1996 | SUI | 1:00.46 | | 1 | | | Rossignol |

Jury

| | | |
|------------------------|-----------------|-----|
| FIS Technical Delegate | FISCHER Andreas | GER |
| Referee | WALDNER Markus | FIS |
| Assistant Referee | HLADNIK Janez | FIS |
| Chief of Race | TANDE Oesten | NOR |

Technical Data

| | |
|---------------------|---------------|
| Course Name | Olympia-loypa |
| Start Altitude | 493m |
| Finish Altitude | 273m |
| Vertical Drop | 220m |
| Homologation Number | 13764/11/20 |

Race Information Run 1

| | | |
|---------------------|----------------|-----|
| Course Setter | BORISOV Ivailo | BUL |
| Gates/Turning Gates | 79/76 | |
| Start Time | 9:30 | |

Race Information Run 2

| | | |
|---------------------|---------------|-----|
| Course Setter | BRUNNER Bernd | GER |
| Gates/Turning Gates | | |
| Start Time | 12:30 | |

Forerunners:

| | | | | | | |
|--------|---------------------|-----|-------------------|-----|--------------------|-----|
| Run 1: | F1 - AMDAHL Andreas | NOR | F2 - ISTAD Herman | NOR | F3 - WEFALD Mikkel | NOR |
| Run 2: | F1 - AMDAHL Andreas | NOR | F2 - ISTAD Herman | NOR | F3 - WEFALD Mikkel | NOR |

OFFICIAL RESULTS

Number of Competitors: 69, Number of NSAs: 20

Penalty applied: 0.00

| Rank | Bib | FIS Code | Name | YB | NSA Code | Run 1 | | Run 2 | | Total | Diff. | Race Points | Ski |
|------|-----|----------|-------------------------|------|----------|---------|------|-------|------|---------|-------|-------------|-----------|
| | | | | | | Time | Rank | Time | Rank | | | | |
| 1 | 3 | 512182 | MEILLARD Loic | 1996 | SUI | 1:00.46 | (1) | 56.59 | (13) | 1:57.05 | | 0.00 | Rossignol |
| 2 | 7 | 422732 | McGRATH Atle Lie | 2000 | NOR | 1:00.99 | (5) | 56.27 | (9) | 1:57.26 | 0.21 | 1.31 | Head |
| 3 | 14 | 422729 | PINHEIRO BRAATHEN Lucas | 2000 | BRA | 1:00.80 | (2) | 56.72 | (17) | 1:57.52 | 0.47 | 2.93 | Atomic |
| 4 | 4 | 422507 | HAUGAN Timon | 1996 | NOR | 1:01.39 | (7) | 56.19 | (8) | 1:57.58 | 0.53 | 3.31 | Van deer |
| 5 | 1 | 422304 | KRISTOFFERSEN Henrik | 1994 | NOR | 1:01.30 | (6) | 56.40 | (10) | 1:57.70 | 0.65 | 4.05 | Van deer |
| 6 | 10 | 54444 | GSTREIN Fabio | 1997 | AUT | 1:00.90 | (3) | 56.83 | (20) | 1:57.73 | 0.68 | 4.24 | Atomic |
| 7 | 2 | 6190403 | NOEL Clement | 1997 | FRA | 1:00.98 | (4) | 57.13 | (25) | 1:58.11 | 1.06 | 6.61 | Dynastar |
| 8 | 12 | 512203 | NEF Tanguy | 1996 | SUI | 1:01.56 | (8) | 56.61 | (15) | 1:58.17 | 1.12 | 6.99 | Atomic |
| 9 | 39 | 221223 | MAJOR Billy | 1996 | GBR | 1:02.31 | (14) | 56.06 | (6) | 1:58.37 | 1.32 | 8.23 | Fischer |
| 10 | 31 | 511902 | ZENHAEUSERN Ramon | 1992 | SUI | 1:02.88 | (26) | 55.57 | (1) | 1:58.45 | 1.40 | 8.73 | Rossignol |
| 11 | 5 | 202451 | STRASSER Linus | 1992 | GER | 1:01.56 | (8) | 57.07 | (24) | 1:58.63 | 1.58 | 9.85 | Rossignol |
| 12 | 25 | 193967 | MUFFAT-JEANDET Victor | 1989 | FRA | 1:02.17 | (12) | 56.60 | (14) | 1:58.77 | 1.72 | 10.73 | Salomon |
| 13 | 36 | 380361 | RODES Istok | 1996 | CRO | 1:02.46 | (19) | 56.40 | (10) | 1:58.86 | 1.81 | 11.29 | Voelkl |
| 14 | 22 | 6532592 | RITCHIE Benjamin | 2000 | USA | 1:02.10 | (11) | 56.77 | (19) | 1:58.87 | 1.82 | 11.35 | Head |
| 15 | 47 | 422899 | SANDVIK Oscar Andreas | 2004 | NOR | 1:03.12 | (28) | 55.77 | (2) | 1:58.89 | 1.84 | 11.48 | Head |
| 16 | 40 | 60261 | MAES Sam | 1998 | BEL | 1:02.77 | (23) | 56.17 | (7) | 1:58.94 | 1.89 | 11.79 | Voelkl |
| 17 | 8 | 220689 | RYDING Dave | 1986 | GBR | 1:02.32 | (15) | 56.64 | (16) | 1:58.96 | 1.91 | 11.91 | Head |
| 18 | 28 | 422766 | STEEN OLSEN Alexander | 2001 | NOR | 1:03.26 | (29) | 55.78 | (3) | 1:59.04 | 1.99 | 12.41 | Rossignol |
| 19 | 15 | 380377 | KOLEGA Samuel | 1999 | CRO | 1:03.08 | (27) | 55.98 | (4) | 1:59.06 | 2.01 | 12.54 | Rossignol |
| 20 | 23 | 54093 | STROLZ Johannes | 1992 | AUT | 1:02.23 | (13) | 57.02 | (23) | 1:59.25 | 2.20 | 13.72 | Head |
| 21 | 30 | 511983 | AERNI Luca | 1993 | SUI | 1:03.27 | (30) | 56.02 | (5) | 1:59.29 | 2.24 | 13.97 | Fischer |
| 22 | 20 | 60253 | MARCHANT Armand | 1997 | BEL | 1:02.80 | (24) | 56.53 | (12) | 1:59.33 | 2.28 | 14.22 | Head |
| 23 | 9 | 511996 | YULE Daniel | 1993 | SUI | 1:01.88 | (10) | 57.47 | (26) | 1:59.35 | 2.30 | 14.34 | Fischer |
| 24 | 37 | 54630 | STURM Joshua | 2001 | AUT | 1:02.69 | (22) | 56.72 | (17) | 1:59.41 | 2.36 | 14.72 | Atomic |
| 25 | 29 | 54348 | PERTL Adrian | 1996 | AUT | 1:02.53 | (20) | 57.00 | (22) | 1:59.53 | 2.48 | 15.47 | Atomic |
| 26 | 24 | 54170 | MATT Michael | 1993 | AUT | 1:02.85 | (25) | 56.90 | (21) | 1:59.75 | 2.70 | 16.84 | Blizzard |
| 27 | 33 | 6532163 | SEYMOUR Jett | 1998 | USA | 1:02.37 | (18) | 57.61 | (27) | 1:59.98 | 2.93 | 18.27 | Fischer |
| 28 | 27 | 511899 | ROCHAT Marc | 1992 | SUI | 1:02.33 | (16) | 59.15 | (28) | 2:01.48 | 4.43 | 27.63 | Nordica |

DID NOT FINISH RUN 2: 2 competitors

| | | | | | | | | | | | | | |
|----|-------|---------------|------|-----|--|--|--|--|--|--|--|--|--------|
| 11 | 92720 | POPOV Albert | 1997 | BUL | | | | | | | | | Head |
| 26 | 54320 | SCHWARZ Marco | 1995 | AUT | | | | | | | | | Atomic |

DID NOT QUALIFY FOR RUN 2: 20 competitors

| | | | | | | | | | | | | | |
|----|---------|----------------------|------|-----|---------|------|--|--|--|--|--|--|-----------|
| 52 | 502691 | WISSTING Gustav | 2005 | SWE | 1:03.34 | (31) | | | | | | | Fischer |
| 38 | 6293252 | KASTLUNGER Tobias | 1999 | ITA | 1:03.37 | (32) | | | | | | | Head |
| 41 | 6190909 | DESGRIPPES Hugo | 2000 | FRA | 1:03.41 | (33) | | | | | | | Dynastar |
| 51 | 491879 | SALARICH Joaquim | 1994 | ESP | 1:03.44 | (34) | | | | | | | Rossignol |
| 35 | 293797 | GROSS Stefano | 1986 | ITA | 1:03.50 | (35) | | | | | | | Voelkl |
| 43 | 422893 | BRAEKKEN Theodor | 2004 | NOR | 1:03.67 | (36) | | | | | | | Atomic |
| 54 | 6531936 | WINTERS Luke | 1997 | USA | 1:03.79 | (37) | | | | | | | Fischer |
| 46 | 202615 | TREMMEL Anton | 1994 | GER | 1:03.88 | (38) | | | | | | | Nordica |
| 50 | 422803 | SOLBERG Eirik Hystad | 2002 | NOR | 1:03.92 | (39) | | | | | | | Fischer |
| 42 | 390044 | LAINÉ Tormis | 2000 | EST | 1:03.92 | (39) | | | | | | | Voelkl |
| 44 | 502617 | AX SWARTZ Fabian | 2004 | SWE | 1:04.15 | (41) | | | | | | | Van deer |
| 69 | 6190628 | ANGUENOT Leo | 1998 | FRA | 1:04.18 | (42) | | | | | | | Rossignol |

Hafjell (NOR)


11th Men's Slalom

SUN 16 MAR 2025

OFFICIAL RESULTS

Start Time 12:30

Number of Competitors: 69, Number of NSAs: 20

Penalty applied: 0.00

| Rank | Bib | FIS Code | Name | YB | NSA Code | Run 1 | Run 2 | Total | Diff. | Race Points | Ski |
|------|---------|----------|--------------------------|------|----------|--------------|-----------|-------|-------|-------------|-----------|
| | | | | | | Time Rank | Time Rank | | | | |
| 61 | 422873 | | GRAHL-MADSEN Hans | 2003 | NOR | 1:04.21 (43) | | | | | Head |
| 60 | 512353 | | ITEN Matthias | 1999 | SUI | 1:04.22 (44) | | | | | Head |
| 57 | 6300464 | | KOYAMA Yohei | 1998 | JPN | 1:04.57 (45) | | | | | Head |
| 56 | 491853 | | del CAMPO HERNANDEZ Juan | 1994 | ESP | 1:04.70 (46) | | | | | Atomic |
| 55 | 422082 | | FOSS-SOLEVAAG Sebastian | 1991 | NOR | 1:04.75 (47) | | | | | Salomon |
| 68 | 40621 | | MUHLEN-SCHULTE Louis | 1998 | AUS | 1:05.27 (48) | | | | | Nordica |
| 48 | 6292914 | | CANINS Matteo | 1998 | ITA | 1:05.28 (49) | | | | | Nordica |
| 67 | 492197 | | GARAY FERNANDEZ Aingeru | 1998 | ESP | 1:07.58 (50) | | | | | Rossignol |

DID NOT FINISH RUN 1: 18 competitors

| | | | | | | | | | | | |
|----|---------|--|---------------------|------|-----|--|--|--|--|--|-----------|
| 6 | 54063 | | FELLER Manuel | 1992 | AUT | | | | | | Atomic |
| 13 | 6190558 | | AMIEZ Steven | 1998 | FRA | | | | | | Rossignol |
| 16 | 502015 | | JAKOBSEN Kristoffer | 1994 | SWE | | | | | | Fischer |
| 18 | 54252 | | RASCHNER Dominik | 1994 | AUT | | | | | | Fischer |
| 19 | 380335 | | ZUBCIC Filip | 1993 | CRO | | | | | | Atomic |
| 21 | 6190543 | | RASSAT Paco | 1998 | FRA | | | | | | Head |
| 32 | 180919 | | HALLBERG Eduard | 2003 | FIN | | | | | | Fischer |
| 34 | 221236 | | TAYLOR Laurie | 1996 | GBR | | | | | | Head |
| 45 | 103729 | | READ Erik | 1991 | CAN | | | | | | Atomic |
| 49 | 6532084 | | RADAMUS River | 1998 | USA | | | | | | Rossignol |
| 53 | 6191340 | | AZZOLIN Antoine | 2003 | FRA | | | | | | Dynastar |
| 58 | 6293764 | | SACCARDI Tommaso | 2001 | ITA | | | | | | Nordica |
| 59 | 180889 | | POHJOLAINEN Jesper | 2001 | FIN | | | | | | Head |
| 62 | 6294499 | | SARACCO Edoardo | 2003 | ITA | | | | | | Head |
| 63 | 54233 | | LEITGEB Richard | 1994 | HUN | | | | | | Salomon |
| 64 | 104488 | | FOURNIER Simon | 1997 | CAN | | | | | | Fischer |
| 65 | 502433 | | HANSSON William | 2001 | SWE | | | | | | Rossignol |
| 66 | 6301085 | | KOYAMA Takayuki | 2001 | JPN | | | | | | |

DID NOT START RUN 1: 1 competitor

| | | | | | | | | | | | |
|----|---------|--|---------------|------|-----|--|--|--|--|--|--------|
| 17 | 6293171 | | VINATZER Alex | 1999 | ITA | | | | | | Atomic |
|----|---------|--|---------------|------|-----|--|--|--|--|--|--------|

Jury

| | | |
|------------------------|-----------------|-----|
| FIS Technical Delegate | FISCHER Andreas | GER |
| Referee | WALDNER Markus | FIS |
| Assistant Referee | HLADNIK Janez | FIS |
| Chief of Race | TANDE Oesten | NOR |

Technical Data

| | |
|---------------------|---------------|
| Course Name | Olympia-loypa |
| Start Altitude | 493m |
| Finish Altitude | 273m |
| Vertical Drop | 220m |
| Homologation Number | 13764/11/20 |

Race Information Run 1

| | | |
|---------------------|----------------|-----|
| Course Setter | BORISOV Ivailo | BUL |
| Gates/Turning Gates | 79/76 | |
| Start Time | 9:30 | |

Race Information Run 2

| | | |
|---------------------|---------------|-----|
| Course Setter | BRUNNER Bernd | GER |
| Gates/Turning Gates | 73/71 | |
| Start Time | 12:30 | |

Forerunners:

| | | | | | | |
|--------|---------------------|-----|-------------------|-----|--------------------|-----|
| Run 1: | F1 - AMDAHL Andreas | NOR | F2 - ISTAD Herman | NOR | F3 - WEFALD Mikkel | NOR |
| Run 2: | F1 - AMDAHL Andreas | NOR | F2 - ISTAD Herman | NOR | F3 - WEFALD Mikkel | NOR |

Conditions on course:

| | | | | | | | |
|-------|-------|-------|-------------|----------------------|-------------|-----------------------|-------------|
| Run 1 | SUNNY | Snow: | HARD PACKED | Temperature - Start: | -4°C / 25°F | Temperature - Finish: | -3°C / 27°F |
| Run 2 | SUNNY | Snow: | HARD PACKED | Temperature - Start: | -4°C / 25°F | Temperature - Finish: | -3°C / 27°F |

Legend:

| | |
|----|---------------|
| YB | Year of Birth |
|----|---------------|



PENALTY CALCULATION

Best 10 at Finish

F - factor: 730

| Rank | Bib | FIS Code | Name | NSA Code | FIS Points | Best 5 | Race Points |
|------|-----|----------|-------------------------|----------|------------|--------|-------------|
| 1 | 3 | 512182 | MEILLARD Loic | SUI | 0.61 | 0.61 | 0.00 |
| 2 | 7 | 422732 | McGRATH Atle Lie | NOR | 0.40 | 0.40 | 1.31 |
| 3 | 14 | 422729 | PINHEIRO BRAATHEN Lucas | BRA | 0.75 | | |
| 4 | 4 | 422507 | HAUGAN Timon | NOR | 0.00 | 0.00 | 3.31 |
| 5 | 1 | 422304 | KRISTOFFERSEN Henrik | NOR | 0.00 | 0.00 | 4.05 |
| 6 | 10 | 54444 | GSTREIN Fabio | AUT | 3.79 | | |
| 7 | 2 | 6190403 | NOEL Clement | FRA | 0.00 | 0.00 | 6.61 |
| 8 | 12 | 512203 | NEF Tanguy | SUI | 2.46 | | |
| 9 | 39 | 221223 | MAJOR Billy | GBR | 12.21 | | |
| 10 | 31 | 511902 | ZENHAEUSERN Ramon | SUI | 6.62 | | |

Best 5 FIS Points Started

| Rank | Bib | FIS Code | Name | NSA Code | FIS Points |
|------|-----|----------|----------------------|----------|------------|
| 4 | 4 | 422507 | HAUGAN Timon | NOR | 0.00 |
| 5 | 1 | 422304 | KRISTOFFERSEN Henrik | NOR | 0.00 |
| 7 | 2 | 6190403 | NOEL Clement | FRA | 0.00 |
| 11 | 5 | 202451 | STRASSER Linus | GER | 0.00 |
| DNF | 6 | 54063 | FELLER Manuel | AUT | 0.00 |

TOTALS:

| | | |
|--|--------|-------|
| FIS Points of Best 5 Started (B) | 0.00 | |
| FIS Points of Best 5 at Finish in Top 10 (A) | | 1.01 |
| Race Points of Corresponding Competitors (C) | | 15.28 |
| Calculated Penalty (A+B-C):10 => | -1.427 | |
| Rounded | -1.43 | |
| Category Adder | 0.00 | |
| Correction Value (Z) | 0.00 | |
| Calculated Penalty | -1.43 | |
| Penalty Applied | 0.00 | |

Legend:

DNF Did not finish

PERFORMANCE ANALYSIS BY RANK

Number of Competitors: 28 Number of NSAs: 10

| Rank | Bib | Name Ski | NSA Code | Positions | | | Partials | | Difference Time | | |
|--------|---------|-----------------------------------|-------------|-----------|---------|--------------------------|----------|---------|--------------------|-------|------|
| | | | | Pos | Time | Rank | Pos | Time | | Rank | |
| 1 | 3 | MEILLARD Loic Rossignol | SUI | Run 1: | Int1: | 16.12 | (1) | I1-I2: | 16.91 | (4) | 0.00 |
| | | | | | Int2: | 33.03 | (1) | I2-I3: | 11.32 | (3) | 0.00 |
| | | | | | Int3: | 44.35 | (1) | I3-Fin: | 16.11 | (3) | 0.00 |
| | | | | | Fin: | 1:00.46 | (1) | | | | 0.00 |
| | | | | Run 2: | Int1: | 15.33 | (2) | I1-I2: | 15.56 | (28) | 0.03 |
| | | | | | Int2: | 30.89 | (18) | I2-I3: | 10.96 | (17) | 0.92 |
| | | | | | Int3: | 41.85 | (19) | I3-Fin: | 14.74 | (10) | 0.97 |
| | | | | | Fin: | 56.59 | (13) | | | | 1.02 |
| | | | | Total: | Int1: | 1:15.79 | (1) | | | | 0.00 |
| | | | | | Int2: | 1:31.35 | (1) | | | | 0.00 |
| | | | | | Int3: | 1:42.31 | (2) | | | | 0.01 |
| | | | | | Fin: | 1:57.05 | (1) | | | | 0.00 |
| | | | | 2 | 7 | McGRATH Atle Lie Head | NOR | Run 1: | Int1: | 16.52 | (4) |
| Int2: | 33.57 | (5) | I2-I3: | | | | | | 11.48 | (6) | 0.54 |
| Int3: | 45.05 | (4) | I3-Fin: | | | | | | 15.94 | (2) | 0.70 |
| Fin: | 1:00.99 | (5) | | | | | | | | | 0.53 |
| Run 2: | Int1: | 15.42 | (6) | | | | | I1-I2: | 15.16 | (16) | 0.12 |
| | Int2: | 30.58 | (6) | | | | | I2-I3: | 11.03 | (22) | 0.61 |
| | Int3: | 41.61 | (10) | | | | | I3-Fin: | 14.66 | (3) | 0.73 |
| | Fin: | 56.27 | (9) | | | | | | | | 0.70 |
| Total: | Int1: | 1:16.41 | (3) | | | | | | | | 0.62 |
| | Int2: | 1:31.57 | (3) | | | | | | | | 0.22 |
| | Int3: | 1:42.60 | (3) | | | | | | | | 0.30 |
| | Fin: | 1:57.26 | (2) | | | | | | | | 0.21 |
| 3 | 14 | PINHEIRO BRAATHEN Lucas Atomic | BRA | | | | | Run 1: | Int1: | 16.56 | (5) |
| | | | | Int2: | 33.27 | (2) | I2-I3: | | 11.42 | (5) | 0.24 |
| | | | | Int3: | 44.69 | (3) | I3-Fin: | | 16.11 | (3) | 0.34 |
| | | | | Fin: | 1:00.80 | (2) | | | | | 0.34 |
| | | | | Run 2: | Int1: | 15.53 | (8) | I1-I2: | 15.05 | (10) | 0.23 |
| | | | | | Int2: | 30.58 | (6) | I2-I3: | 10.92 | (12) | 0.61 |
| | | | | | Int3: | 41.50 | (9) | I3-Fin: | 15.22 | (25) | 0.62 |
| | | | | | Fin: | 56.72 | (17) | | | | 1.15 |
| | | | | Total: | Int1: | 1:16.33 | (2) | | | | 0.54 |
| | | | | | Int2: | 1:31.38 | (2) | | | | 0.03 |
| | | | | | Int3: | 1:42.30 | (1) | | | | 0.00 |
| | | | | | Fin: | 1:57.52 | (3) | | | | 0.47 |

Hafjell (NOR)



11th Men's Slalom

SUN 16 MAR 2025

PERFORMANCE ANALYSIS BY RANK

Start Time 12:30

Number of Competitors: 28 Number of NSAs: 10

| Rank | Bib | Name Ski | NSA Code | Positions | | | Partials | | Difference Time | | |
|--------|---------|--------------------------|-------------|-----------|---------|----------------------------------|----------|---------|--------------------|-------|------|
| | | | | Pos | Time | Rank | Pos | Time | | Rank | |
| 4 | 4 | HAUGAN Timon Van deer | NOR | Run 1: | Int1: | 16.65 | (9) | I1-I2: | 16.94 | (6) | 0.53 |
| | | | | | Int2: | 33.59 | (6) | I2-I3: | 11.68 | (15) | 0.56 |
| | | | | | Int3: | 45.27 | (7) | I3-Fin: | 16.12 | (5) | 0.92 |
| | | | | | Fin: | 1:01.39 | (7) | | | | 0.93 |
| | | | | Run 2: | Int1: | 15.30 | (1) | I1-I2: | 15.20 | (18) | 0.00 |
| | | | | | Int2: | 30.50 | (4) | I2-I3: | 10.97 | (19) | 0.53 |
| | | | | | Int3: | 41.47 | (8) | I3-Fin: | 14.72 | (7) | 0.59 |
| | | | | | Fin: | 56.19 | (8) | | | | 0.62 |
| | | | | Total: | Int1: | 1:16.69 | (4) | | | | 0.90 |
| | | | | | Int2: | 1:31.89 | (4) | | | | 0.54 |
| | | | | | Int3: | 1:42.86 | (5) | | | | 0.56 |
| | | | | | Fin: | 1:57.58 | (4) | | | | 0.53 |
| | | | | 5 | 1 | KRISTOFFERSEN Henrik Van deer | NOR | Run 1: | Int1: | 16.68 | (11) |
| Int2: | 33.89 | (9) | I2-I3: | | | | | | 11.20 | (1) | 0.86 |
| Int3: | 45.09 | (6) | I3-Fin: | | | | | | 16.21 | (8) | 0.74 |
| Fin: | 1:01.30 | (6) | | | | | | | | | 0.84 |
| Run 2: | Int1: | 15.90 | (28) | | | | | I1-I2: | 14.85 | (2) | 0.60 |
| | Int2: | 30.75 | (13) | | | | | I2-I3: | 10.90 | (11) | 0.78 |
| | Int3: | 41.65 | (11) | | | | | I3-Fin: | 14.75 | (11) | 0.77 |
| | Fin: | 56.40 | (10) | | | | | | | | 0.83 |
| Total: | Int1: | 1:17.20 | (7) | | | | | | | | 1.41 |
| | Int2: | 1:32.05 | (7) | | | | | | | | 0.70 |
| | Int3: | 1:42.95 | (7) | | | | | | | | 0.65 |
| | Fin: | 1:57.70 | (5) | | | | | | | | 0.65 |
| 6 | 10 | GSTREIN Fabio Atomic | AUT | | | | | Run 1: | Int1: | 16.40 | (2) |
| | | | | Int2: | 33.31 | (3) | I2-I3: | | 11.25 | (2) | 0.28 |
| | | | | Int3: | 44.56 | (2) | I3-Fin: | | 16.34 | (14) | 0.21 |
| | | | | Fin: | 1:00.90 | (3) | | | | | 0.44 |
| | | | | Run 2: | Int1: | 15.80 | (24) | I1-I2: | 15.19 | (17) | 0.50 |
| | | | | | Int2: | 30.99 | (20) | I2-I3: | 10.87 | (9) | 1.02 |
| | | | | | Int3: | 41.86 | (20) | I3-Fin: | 14.97 | (20) | 0.98 |
| | | | | | Fin: | 56.83 | (20) | | | | 1.26 |
| | | | | Total: | Int1: | 1:16.70 | (5) | | | | 0.91 |
| | | | | | Int2: | 1:31.89 | (4) | | | | 0.54 |
| | | | | | Int3: | 1:42.76 | (4) | | | | 0.46 |
| | | | | | Fin: | 1:57.73 | (6) | | | | 0.68 |
| | | | | 7 | 2 | NOEL Clement Dynastar | FRA | Run 1: | Int1: | 16.67 | (10) |
| Int2: | 33.54 | (4) | I2-I3: | | | | | | 11.54 | (9) | 0.51 |
| Int3: | 45.08 | (5) | I3-Fin: | | | | | | 15.90 | (1) | 0.73 |
| Fin: | 1:00.98 | (4) | | | | | | | | | 0.52 |
| Run 2: | Int1: | 15.78 | (21) | | | | | I1-I2: | 15.24 | (21) | 0.48 |
| | Int2: | 31.02 | (23) | | | | | I2-I3: | 10.93 | (15) | 1.05 |
| | Int3: | 41.95 | (21) | | | | | I3-Fin: | 15.18 | (24) | 1.07 |
| | Fin: | 57.13 | (25) | | | | | | | | 1.56 |
| Total: | Int1: | 1:16.76 | (6) | | | | | | | | 0.97 |
| | Int2: | 1:32.00 | (6) | | | | | | | | 0.65 |
| | Int3: | 1:42.93 | (6) | | | | | | | | 0.63 |
| | Fin: | 1:58.11 | (7) | | | | | | | | 1.06 |



Hafjell (NOR)



11th Men's Slalom

SUN 16 MAR 2025

PERFORMANCE ANALYSIS BY RANK

Start Time 12:30

Number of Competitors: 28 Number of NSAs: 10

| Rank | Bib | Name Ski | NSA Code | Positions | | | Partials | | Difference Time | | |
|-------|---------|--------------------------------|-------------|-----------|-------|---------|----------|---------|--------------------|------|------|
| | | | | Pos | Time | Rank | Pos | Time | | Rank | |
| 8 | 12 | NEF Tanguy Atomic | SUI | Run 1: | Int1: | 16.76 | (16) | I1-I2: | 17.05 | (7) | 0.64 |
| | | | | | Int2: | 33.81 | (7) | I2-I3: | 11.60 | (11) | 0.78 |
| | | | | | Int3: | 45.41 | (8) | I3-Fin: | 16.15 | (7) | 1.06 |
| | | | | | Fin: | 1:01.56 | (8) | | | | 1.10 |
| | | | | Run 2: | Int1: | 15.73 | (17) | I1-I2: | 15.11 | (13) | 0.43 |
| | | | | | Int2: | 30.84 | (16) | I2-I3: | 10.92 | (12) | 0.87 |
| | | | | | Int3: | 41.76 | (15) | I3-Fin: | 14.85 | (15) | 0.88 |
| | | | | | Fin: | 56.61 | (15) | | | | 1.04 |
| | | | | Total: | Int1: | 1:17.29 | (8) | | | | 1.50 |
| | | | | | Int2: | 1:32.40 | (8) | | | | 1.05 |
| Int3: | 1:43.32 | (8) | | | | | 1.02 | | | | |
| Fin: | 1:58.17 | (8) | | | | | 1.12 | | | | |
| 9 | 39 | MAJOR Billy Fischer | GBR | Run 1: | Int1: | 16.77 | (17) | I1-I2: | 17.45 | (21) | 0.65 |
| | | | | | Int2: | 34.22 | (17) | I2-I3: | 11.69 | (16) | 1.19 |
| | | | | | Int3: | 45.91 | (16) | I3-Fin: | 16.40 | (16) | 1.56 |
| | | | | | Fin: | 1:02.31 | (14) | | | | 1.85 |
| | | | | Run 2: | Int1: | 15.62 | (12) | I1-I2: | 15.00 | (7) | 0.32 |
| | | | | | Int2: | 30.62 | (10) | I2-I3: | 10.75 | (6) | 0.65 |
| | | | | | Int3: | 41.37 | (6) | I3-Fin: | 14.69 | (5) | 0.49 |
| | | | | | Fin: | 56.06 | (6) | | | | 0.49 |
| | | | | Total: | Int1: | 1:17.93 | (15) | | | | 2.14 |
| | | | | | Int2: | 1:32.93 | (11) | | | | 1.58 |
| Int3: | 1:43.68 | (11) | | | | | 1.38 | | | | |
| Fin: | 1:58.37 | (9) | | | | | 1.32 | | | | |
| 10 | 31 | ZENHAEUSERN Ramon Rossignol | SUI | Run 1: | Int1: | 16.69 | (12) | I1-I2: | 17.88 | (39) | 0.57 |
| | | | | | Int2: | 34.57 | (27) | I2-I3: | 11.82 | (29) | 1.54 |
| | | | | | Int3: | 46.39 | (28) | I3-Fin: | 16.49 | (21) | 2.04 |
| | | | | | Fin: | 1:02.88 | (26) | | | | 2.42 |
| | | | | Run 2: | Int1: | 15.34 | (3) | I1-I2: | 15.14 | (15) | 0.04 |
| | | | | | Int2: | 30.48 | (3) | I2-I3: | 10.60 | (2) | 0.51 |
| | | | | | Int3: | 41.08 | (3) | I3-Fin: | 14.49 | (2) | 0.20 |
| | | | | | Fin: | 55.57 | (1) | | | | 0.00 |
| | | | | Total: | Int1: | 1:18.22 | (19) | | | | 2.43 |
| | | | | | Int2: | 1:33.36 | (20) | | | | 2.01 |
| Int3: | 1:43.96 | (14) | | | | | 1.66 | | | | |
| Fin: | 1:58.45 | (10) | | | | | 1.40 | | | | |
| 11 | 5 | STRASSER Linus Rossignol | GER | Run 1: | Int1: | 17.13 | (37) | I1-I2: | 16.79 | (2) | 1.01 |
| | | | | | Int2: | 33.92 | (10) | I2-I3: | 11.50 | (7) | 0.89 |
| | | | | | Int3: | 45.42 | (9) | I3-Fin: | 16.14 | (6) | 1.07 |
| | | | | | Fin: | 1:01.56 | (8) | | | | 1.10 |
| | | | | Run 2: | Int1: | 15.79 | (22) | I1-I2: | 15.21 | (19) | 0.49 |
| | | | | | Int2: | 31.00 | (21) | I2-I3: | 10.96 | (17) | 1.03 |
| | | | | | Int3: | 41.96 | (22) | I3-Fin: | 15.11 | (23) | 1.08 |
| | | | | | Fin: | 57.07 | (24) | | | | 1.50 |
| | | | | Total: | Int1: | 1:17.35 | (9) | | | | 1.56 |
| | | | | | Int2: | 1:32.56 | (9) | | | | 1.21 |
| Int3: | 1:43.52 | (9) | | | | | 1.22 | | | | |
| Fin: | 1:58.63 | (11) | | | | | 1.58 | | | | |



Hafjell (NOR)



11th Men's Slalom

SUN 16 MAR 2025

PERFORMANCE ANALYSIS BY RANK

Start Time 12:30

Number of Competitors: 28 Number of NSAs: 10

| Rank | Bib | Name Ski | NSA Code | Positions | | | Partials | | Difference Time | | | | | | |
|------|-----|----------------------------------|-------------|-----------|-------|---------|----------|--------|--------------------|------|------|---------|-------|------|------|
| | | | | Pos | Time | Rank | Pos | Time | | Rank | | | | | |
| 12 | 25 | MUFFAT-JEANDET Victor Salomon | FRA | Run 1: | Int1: | 16.47 | (3) | I1-I2: | 17.37 | (16) | 0.35 | | | | |
| | | | | | Int2: | 33.84 | (8) | | | | | I2-I3: | 11.89 | (34) | 0.81 |
| | | | | | Int3: | 45.73 | (12) | | | | | I3-Fin: | 16.44 | (17) | 1.38 |
| | | | | | Fin: | 1:02.17 | (12) | | | | | | | | 1.71 |
| | | | | Run 2: | Int1: | 15.63 | (13) | I1-I2: | 15.13 | (14) | 0.33 | | | | |
| | | | | | Int2: | 30.76 | (14) | | | | | I2-I3: | 11.01 | (21) | 0.79 |
| | | | | | Int3: | 41.77 | (16) | | | | | I3-Fin: | 14.83 | (14) | 0.89 |
| | | | | | Fin: | 56.60 | (14) | | | | | | | | 1.03 |
| | | | | Total: | Int1: | 1:17.80 | (12) | 2.01 | | | | | | | |
| | | | | | Int2: | 1:32.93 | (11) | | 1.58 | | | | | | |
| | | | | | Int3: | 1:43.94 | (13) | | 1.64 | | | | | | |
| | | | | | Fin: | 1:58.77 | (12) | | 1.72 | | | | | | |
| 13 | 36 | RODES Istok Voelkl | CRO | Run 1: | Int1: | 16.85 | (20) | I1-I2: | 17.37 | (16) | 0.73 | | | | |
| | | | | | Int2: | 34.22 | (17) | | | | | I2-I3: | 11.79 | (24) | 1.19 |
| | | | | | Int3: | 46.01 | (19) | | | | | I3-Fin: | 16.45 | (18) | 1.66 |
| | | | | | Fin: | 1:02.46 | (19) | | | | | | | | 2.00 |
| | | | | Run 2: | Int1: | 15.86 | (27) | I1-I2: | 14.99 | (4) | 0.56 | | | | |
| | | | | | Int2: | 30.85 | (17) | | | | | I2-I3: | 10.88 | (10) | 0.88 |
| | | | | | Int3: | 41.73 | (14) | | | | | I3-Fin: | 14.67 | (4) | 0.85 |
| | | | | | Fin: | 56.40 | (10) | | | | | | | | 0.83 |
| | | | | Total: | Int1: | 1:18.32 | (20) | 2.53 | | | | | | | |
| | | | | | Int2: | 1:33.31 | (18) | | 1.96 | | | | | | |
| | | | | | Int3: | 1:44.19 | (17) | | 1.89 | | | | | | |
| | | | | | Fin: | 1:58.86 | (13) | | 1.81 | | | | | | |
| 14 | 22 | RITCHIE Benjamin Head | USA | Run 1: | Int1: | 16.61 | (7) | I1-I2: | 17.31 | (12) | 0.49 | | | | |
| | | | | | Int2: | 33.92 | (10) | | | | | I2-I3: | 11.79 | (24) | 0.89 |
| | | | | | Int3: | 45.71 | (11) | | | | | I3-Fin: | 16.39 | (15) | 1.36 |
| | | | | | Fin: | 1:02.10 | (11) | | | | | | | | 1.64 |
| | | | | Run 2: | Int1: | 15.67 | (15) | I1-I2: | 14.99 | (4) | 0.37 | | | | |
| | | | | | Int2: | 30.66 | (11) | | | | | I2-I3: | 11.17 | (26) | 0.69 |
| | | | | | Int3: | 41.83 | (17) | | | | | I3-Fin: | 14.94 | (19) | 0.95 |
| | | | | | Fin: | 56.77 | (19) | | | | | | | | 1.20 |
| | | | | Total: | Int1: | 1:17.77 | (11) | 1.98 | | | | | | | |
| | | | | | Int2: | 1:32.76 | (10) | | 1.41 | | | | | | |
| | | | | | Int3: | 1:43.93 | (12) | | 1.63 | | | | | | |
| | | | | | Fin: | 1:58.87 | (14) | | 1.82 | | | | | | |
| 15 | 47 | SANDVIK Oscar Andreas Head | NOR | Run 1: | Int1: | 17.53 | (48) | I1-I2: | 17.69 | (29) | 1.41 | | | | |
| | | | | | Int2: | 35.22 | (41) | | | | | I2-I3: | 11.59 | (9) | 2.19 |
| | | | | | Int3: | 46.81 | (35) | | | | | I3-Fin: | 16.31 | (13) | 2.46 |
| | | | | | Fin: | 1:03.12 | (28) | | | | | | | | 2.66 |
| | | | | Run 2: | Int1: | 15.39 | (5) | I1-I2: | 14.58 | (1) | 0.09 | | | | |
| | | | | | Int2: | 29.97 | (1) | | | | | I2-I3: | 11.07 | (23) | 0.00 |
| | | | | | Int3: | 41.04 | (2) | | | | | I3-Fin: | 14.73 | (8) | 0.16 |
| | | | | | Fin: | 55.77 | (2) | | | | | | | | 0.20 |
| | | | | Total: | Int1: | 1:18.51 | (22) | 2.72 | | | | | | | |
| | | | | | Int2: | 1:33.09 | (15) | | 1.74 | | | | | | |
| | | | | | Int3: | 1:44.16 | (16) | | 1.86 | | | | | | |
| | | | | | Fin: | 1:58.89 | (15) | | 1.84 | | | | | | |



Hafjell (NOR)



11th Men's Slalom

SUN 16 MAR 2025

PERFORMANCE ANALYSIS BY RANK

Start Time 12:30

Number of Competitors: 28 Number of NSAs: 10

| Rank | Bib | Name Ski | NSA | | Positions | | | Partials | | Difference Time | | |
|------|-----|------------------------------------|------|--------|-----------|---------|---------|----------|---------|--------------------|------|------|
| | | | Code | Pos | Time | Rank | Pos | Time | Rank | | | |
| 16 | 40 | MAES Sam Voelkl | BEL | Run 1: | Int1: | 16.75 | (14) | I1-I2: | 17.63 | (26) | 0.63 | |
| | | | | | Int2: | 34.38 | (20) | I2-I3: | 11.75 | (21) | 1.35 | |
| | | | | | Int3: | 46.13 | (23) | I3-Fin: | 16.64 | (28) | 1.78 | |
| | | | | | Fin: | 1:02.77 | (23) | | | | 2.31 | |
| | | | | | Run 2: | Int1: | 15.36 | (4) | I1-I2: | 14.90 | (3) | 0.06 |
| | | | | | | Int2: | 30.26 | (2) | I2-I3: | 10.62 | (3) | 0.29 |
| | | | | | | Int3: | 40.88 | (1) | I3-Fin: | 15.29 | (26) | 0.00 |
| | | | | | | Fin: | 56.17 | (7) | | | | 0.60 |
| | | | | | Total: | Int1: | 1:18.13 | (17) | | | | 2.34 |
| | | | | | | Int2: | 1:33.03 | (14) | | | | 1.68 |
| | | | | | | Int3: | 1:43.65 | (10) | | | | 1.35 |
| | | | | | | Fin: | 1:58.94 | (16) | | | | 1.89 |
| 17 | 8 | RYDING Dave Head | GBR | Run 1: | Int1: | 16.90 | (22) | I1-I2: | 17.13 | (9) | 0.78 | |
| | | | | | Int2: | 34.03 | (13) | I2-I3: | 11.79 | (24) | 1.00 | |
| | | | | | Int3: | 45.82 | (13) | I3-Fin: | 16.50 | (22) | 1.47 | |
| | | | | | Fin: | 1:02.32 | (15) | | | | 1.86 | |
| | | | | | Run 2: | Int1: | 15.58 | (9) | I1-I2: | 15.03 | (9) | 0.28 |
| | | | | | | Int2: | 30.61 | (9) | I2-I3: | 11.10 | (24) | 0.64 |
| | | | | | | Int3: | 41.71 | (13) | I3-Fin: | 14.93 | (18) | 0.83 |
| | | | | | | Fin: | 56.64 | (16) | | | | 1.07 |
| | | | | | Total: | Int1: | 1:17.90 | (14) | | | | 2.11 |
| | | | | | | Int2: | 1:32.93 | (11) | | | | 1.58 |
| | | | | | | Int3: | 1:44.03 | (15) | | | | 1.73 |
| | | | | | | Fin: | 1:58.96 | (17) | | | | 1.91 |
| 18 | 28 | STEEN OLSEN Alexander Rossignol | NOR | Run 1: | Int1: | 16.88 | (21) | I1-I2: | 17.66 | (27) | 0.76 | |
| | | | | | Int2: | 34.54 | (26) | I2-I3: | 11.72 | (19) | 1.51 | |
| | | | | | Int3: | 46.26 | (25) | I3-Fin: | 17.00 | (43) | 1.91 | |
| | | | | | Fin: | 1:03.26 | (29) | | | | 2.80 | |
| | | | | | Run 2: | Int1: | 15.60 | (10) | I1-I2: | 14.99 | (4) | 0.30 |
| | | | | | | Int2: | 30.59 | (8) | I2-I3: | 10.81 | (7) | 0.62 |
| | | | | | | Int3: | 41.40 | (7) | I3-Fin: | 14.38 | (1) | 0.52 |
| | | | | | | Fin: | 55.78 | (3) | | | | 0.21 |
| | | | | | Total: | Int1: | 1:18.86 | (27) | | | | 3.07 |
| | | | | | | Int2: | 1:33.85 | (25) | | | | 2.50 |
| | | | | | | Int3: | 1:44.66 | (25) | | | | 2.36 |
| | | | | | | Fin: | 1:59.04 | (18) | | | | 1.99 |
| 19 | 15 | KOLEGA Samuel Rossignol | CRO | Run 1: | Int1: | 17.12 | (35) | I1-I2: | 17.66 | (27) | 1.00 | |
| | | | | | Int2: | 34.78 | (34) | I2-I3: | 11.79 | (24) | 1.75 | |
| | | | | | Int3: | 46.57 | (30) | I3-Fin: | 16.51 | (23) | 2.22 | |
| | | | | | Fin: | 1:03.08 | (27) | | | | 2.62 | |
| | | | | | Run 2: | Int1: | 15.52 | (7) | I1-I2: | 15.05 | (10) | 0.22 |
| | | | | | | Int2: | 30.57 | (5) | I2-I3: | 10.66 | (4) | 0.60 |
| | | | | | | Int3: | 41.23 | (4) | I3-Fin: | 14.75 | (11) | 0.35 |
| | | | | | | Fin: | 55.98 | (4) | | | | 0.41 |
| | | | | | Total: | Int1: | 1:18.60 | (26) | | | | 2.81 |
| | | | | | | Int2: | 1:33.65 | (23) | | | | 2.30 |
| | | | | | | Int3: | 1:44.31 | (19) | | | | 2.01 |
| | | | | | | Fin: | 1:59.06 | (19) | | | | 2.01 |



Hafjell (NOR)

11th Men's Slalom

SUN 16 MAR 2025



PERFORMANCE ANALYSIS BY RANK

Start Time 12:30

Number of Competitors: 28 Number of NSAs: 10

| Rank | Bib | Name Ski | NSA Code | Pos | Positions | | Partials | | Difference Time | | | |
|------|-----|-------------------------|-------------|--------|-----------|---------|----------|---------|--------------------|-------|------|------|
| | | | | | Time | Rank | Pos | Time | | Rank | | |
| 20 | 23 | STROLZ Johannes Head | AUT | Run 1: | Int1: | 16.99 | (25) | I1-I2: | 17.61 | (25) | 0.87 | |
| | | | | | Int2: | 34.60 | (29) | I2-I3: | 11.40 | (4) | 1.57 | |
| | | | | | Int3: | 46.00 | (18) | I3-Fin: | 16.23 | (9) | 1.65 | |
| | | | | | Fin: | 1:02.23 | (13) | | | | 1.77 | |
| | | | | | Run 2: | Int1: | 15.63 | (13) | I1-I2: | 15.28 | (22) | 0.33 |
| | | | | | | Int2: | 30.91 | (19) | I2-I3: | 11.21 | (27) | 0.94 |
| | | | | | | Int3: | 42.12 | (25) | I3-Fin: | 14.90 | (17) | 1.24 |
| | | | | | | Fin: | 57.02 | (23) | | | | 1.45 |
| | | | | | Total: | Int1: | 1:17.86 | (13) | | | | 2.07 |
| | | | | | | Int2: | 1:33.14 | (16) | | | | 1.79 |
| | | | | | | Int3: | 1:44.35 | (20) | | | | 2.05 |
| | | | | | | Fin: | 1:59.25 | (20) | | | | 2.20 |
| 21 | 30 | AERNI Luca Fischer | SUI | Run 1: | Int1: | 17.14 | (40) | I1-I2: | 17.80 | (35) | 1.02 | |
| | | | | | Int2: | 34.94 | (36) | I2-I3: | 11.76 | (22) | 1.91 | |
| | | | | | Int3: | 46.70 | (33) | I3-Fin: | 16.57 | (26) | 2.35 | |
| | | | | | Fin: | 1:03.27 | (30) | | | | 2.81 | |
| | | | | | Run 2: | Int1: | 15.61 | (11) | I1-I2: | 15.09 | (12) | 0.31 |
| | | | | | | Int2: | 30.70 | (12) | I2-I3: | 10.59 | (1) | 0.73 |
| | | | | | | Int3: | 41.29 | (5) | I3-Fin: | 14.73 | (8) | 0.41 |
| | | | | | | Fin: | 56.02 | (5) | | | | 0.45 |
| | | | | | Total: | Int1: | 1:18.88 | (28) | | | | 3.09 |
| | | | | | | Int2: | 1:33.97 | (28) | | | | 2.62 |
| | | | | | | Int3: | 1:44.56 | (23) | | | | 2.26 |
| | | | | | | Fin: | 1:59.29 | (21) | | | | 2.24 |
| 22 | 20 | MARCHANT Armand Head | BEL | Run 1: | Int1: | 17.09 | (33) | I1-I2: | 17.38 | (18) | 0.97 | |
| | | | | | Int2: | 34.47 | (24) | I2-I3: | 11.69 | (16) | 1.44 | |
| | | | | | Int3: | 46.16 | (24) | I3-Fin: | 16.64 | (28) | 1.81 | |
| | | | | | Fin: | 1:02.80 | (24) | | | | 2.34 | |
| | | | | | Run 2: | Int1: | 15.76 | (18) | I1-I2: | 15.34 | (24) | 0.46 |
| | | | | | | Int2: | 31.10 | (26) | I2-I3: | 10.73 | (5) | 1.13 |
| | | | | | | Int3: | 41.83 | (17) | I3-Fin: | 14.70 | (6) | 0.95 |
| | | | | | | Fin: | 56.53 | (12) | | | | 0.96 |
| | | | | | Total: | Int1: | 1:18.56 | (24) | | | | 2.77 |
| | | | | | | Int2: | 1:33.90 | (26) | | | | 2.55 |
| | | | | | | Int3: | 1:44.63 | (24) | | | | 2.33 |
| | | | | | | Fin: | 1:59.33 | (22) | | | | 2.28 |
| 23 | 9 | YULE Daniel Fischer | SUI | Run 1: | Int1: | 16.64 | (8) | I1-I2: | 17.32 | (13) | 0.52 | |
| | | | | | Int2: | 33.96 | (12) | I2-I3: | 11.63 | (13) | 0.93 | |
| | | | | | Int3: | 45.59 | (10) | I3-Fin: | 16.29 | (11) | 1.24 | |
| | | | | | Fin: | 1:01.88 | (10) | | | | 1.42 | |
| | | | | | Run 2: | Int1: | 15.77 | (19) | I1-I2: | 15.53 | (27) | 0.47 |
| | | | | | | Int2: | 31.30 | (28) | I2-I3: | 11.10 | (24) | 1.33 |
| | | | | | | Int3: | 42.40 | (27) | I3-Fin: | 15.07 | (22) | 1.52 |
| | | | | | | Fin: | 57.47 | (26) | | | | 1.90 |
| | | | | | Total: | Int1: | 1:17.65 | (10) | | | | 1.86 |
| | | | | | | Int2: | 1:33.18 | (17) | | | | 1.83 |
| | | | | | | Int3: | 1:44.28 | (18) | | | | 1.98 |
| | | | | | | Fin: | 1:59.35 | (23) | | | | 2.30 |



Hafjell (NOR)



11th Men's Slalom

SUN 16 MAR 2025

PERFORMANCE ANALYSIS BY RANK

Start Time 12:30

Number of Competitors: 28 Number of NSAs: 10

| Rank | Bib | Name Ski | NSA | | Positions | | | Partials | | Difference Time | | | | | |
|--------|---------|--------------------------|---------|--------|-----------|---------|-------------------------|----------|--------|--------------------|-------|---------|--------|-------|------|
| | | | Code | Pos | Time | Rank | Pos | Time | Rank | | | | | | |
| 24 | 37 | STURM Joshua Atomic | AUT | Run 1: | Int1: | 17.05 | (30) | I1-I2: | 17.29 | (11) | 0.93 | | | | |
| | | | | | Int2: | 34.34 | (19) | | | | | I2-I3: | 11.67 | (14) | 1.31 |
| | | | | | Int3: | 46.01 | (19) | | | | | I3-Fin: | 16.68 | (31) | 1.66 |
| | | | | | Fin: | 1:02.69 | (22) | | | | | | | | 2.23 |
| | | | | | Run 2: | Int1: | 15.82 | (25) | I1-I2: | 15.00 | (7) | 0.52 | | | |
| | | | | | | Int2: | 30.82 | (15) | | | | I2-I3: | 10.84 | (8) | 0.85 |
| | | | | | | Int3: | 41.66 | (12) | | | | I3-Fin: | 15.06 | (21) | 0.78 |
| | | | | | | Fin: | 56.72 | (17) | | | | | | | 1.15 |
| | | | | | Total: | Int1: | 1:18.51 | (22) | | | | | 2.72 | | |
| | | | | | | Int2: | 1:33.51 | (22) | | | | | 2.16 | | |
| | | | | | | Int3: | 1:44.35 | (20) | | | | | 2.05 | | |
| | | | | | | Fin: | 1:59.41 | (24) | | | | | 2.36 | | |
| | | | | | 25 | 29 | PERTL Adrian Atomic | AUT | Run 1: | Int1: | 16.60 | (6) | I1-I2: | 17.85 | (37) |
| Int2: | 34.45 | (23) | I2-I3: | 11.53 | | | | | | (8) | 1.42 | | | | |
| Int3: | 45.98 | (17) | I3-Fin: | 16.55 | | | | | | (25) | 1.63 | | | | |
| Fin: | 1:02.53 | (20) | | | | | | | | | 2.07 | | | | |
| Run 2: | Int1: | 15.84 | (26) | I1-I2: | | | | | | 15.43 | (26) | 0.54 | | | |
| | Int2: | 31.27 | (27) | | | | | | | | | I2-I3: | 10.92 | (12) | 1.30 |
| | Int3: | 42.19 | (26) | | | | | | | | | I3-Fin: | 14.81 | (13) | 1.31 |
| | Fin: | 57.00 | (22) | | | | | | | | | | | | 1.43 |
| Total: | Int1: | 1:18.37 | (21) | | | | | | | | | 2.58 | | | |
| | Int2: | 1:33.80 | (24) | | | | | | | | | 2.45 | | | |
| | Int3: | 1:44.72 | (26) | | | | | | | | | 2.42 | | | |
| | Fin: | 1:59.53 | (25) | | | | | | | | | 2.48 | | | |
| 26 | 24 | MATT Michael Blizzard | AUT | Run 1: | | | | | | Int1: | 17.03 | (28) | I1-I2: | 17.35 | (14) |
| | | | | | Int2: | 34.38 | (20) | I2-I3: | 11.99 | (39) | 1.35 | | | | |
| | | | | | Int3: | 46.37 | (26) | I3-Fin: | 16.48 | (20) | 2.02 | | | | |
| | | | | | Fin: | 1:02.85 | (25) | | | | 2.39 | | | | |
| | | | | | Run 2: | Int1: | 15.71 | (16) | I1-I2: | 15.36 | (25) | 0.41 | | | |
| | | | | | | Int2: | 31.07 | (25) | | | | I2-I3: | 10.95 | (16) | 1.10 |
| | | | | | | Int3: | 42.02 | (23) | | | | I3-Fin: | 14.88 | (16) | 1.14 |
| | | | | | | Fin: | 56.90 | (21) | | | | | | | 1.33 |
| | | | | | Total: | Int1: | 1:18.56 | (24) | | | | | 2.77 | | |
| | | | | | | Int2: | 1:33.92 | (27) | | | | | 2.57 | | |
| | | | | | | Int3: | 1:44.87 | (27) | | | | | 2.57 | | |
| | | | | | | Fin: | 1:59.75 | (26) | | | | | 2.70 | | |
| | | | | | 27 | 33 | SEYMOUR Jett Fischer | USA | Run 1: | Int1: | 16.75 | (14) | I1-I2: | 17.38 | (18) |
| Int2: | 34.13 | (14) | I2-I3: | 11.73 | | | | | | (20) | 1.10 | | | | |
| Int3: | 45.86 | (14) | I3-Fin: | 16.51 | | | | | | (23) | 1.51 | | | | |
| Fin: | 1:02.37 | (18) | | | | | | | | | 1.91 | | | | |
| Run 2: | Int1: | 15.77 | (19) | I1-I2: | | | | | | 15.28 | (22) | 0.47 | | | |
| | Int2: | 31.05 | (24) | | | | | | | | | I2-I3: | 10.99 | (20) | 1.08 |
| | Int3: | 42.04 | (24) | | | | | | | | | I3-Fin: | 15.57 | (27) | 1.16 |
| | Fin: | 57.61 | (27) | | | | | | | | | | | | 2.04 |
| Total: | Int1: | 1:18.14 | (18) | | | | | | | | | 2.35 | | | |
| | Int2: | 1:33.42 | (21) | | | | | | | | | 2.07 | | | |
| | Int3: | 1:44.41 | (22) | | | | | | | | | 2.11 | | | |
| | Fin: | 1:59.98 | (27) | | | | | | | | | 2.93 | | | |



Hafjell (NOR)



11th Men's Slalom

SUN 16 MAR 2025

PERFORMANCE ANALYSIS BY RANK

Start Time 12:30

Number of Competitors: 28 Number of NSAs: 10

| Rank | Bib | Name Ski | NSA Code | Positions | | | Partials | | Difference Time | | |
|------|-----|------------------------|-------------|-----------|-------|---------|----------|---------|--------------------|------|------|
| | | | | Run | Pos | Time | Rank | Time | | Rank | |
| 28 | 27 | ROCHAT Marc Nordica | SUI | Run 1: | Int1: | 16.80 | (19) | I1-I2: | 17.36 | (15) | 0.68 |
| | | | | | Int2: | 34.16 | (16) | I2-I3: | 11.70 | (18) | 1.13 |
| | | | | | Int3: | 45.86 | (14) | I3-Fin: | 16.47 | (19) | 1.51 |
| | | | | | Fin: | 1:02.33 | (16) | | | | 1.87 |
| | | | | Run 2: | Int1: | 15.79 | (22) | I1-I2: | 15.22 | (20) | 0.49 |
| | | | | | Int2: | 31.01 | (22) | I2-I3: | 12.28 | (28) | 1.04 |
| | | | | | Int3: | 43.29 | (28) | I3-Fin: | 15.86 | (28) | 2.41 |
| | | | | | Fin: | 59.15 | (28) | | | | 3.58 |
| | | | | Total: | Int1: | 1:18.12 | (16) | | | | 2.33 |
| | | | | | Int2: | 1:33.34 | (19) | | | | 1.99 |
| | | | | | Int3: | 1:45.62 | (28) | | | | 3.32 |
| | | | | | Fin: | 2:01.48 | (28) | | | | 4.43 |

Intermediate Time Positions : Int. 1 = Inter1 Int. 2 = Inter2 Int. 3 = Inter3

| | | | |
|----------------|--------------------------------|--------------|----------------|
| Legend: | Fin | Int | ix |
| Pos. | Finish | Intermediate | Intermediate x |
| | Intermediate or speed position | | |



Number of Competitors: 69 Number of NSAs: 20

| Bib | Name Ski | NSA Code | Run | Positions | | | Partials | | Difference Time | |
|--------|----------------------------------|-------------|--------|--------------------------|---------|--------|----------|-------|--------------------|--------|
| | | | | Pos | Time | Rank | Pos | Time | | Rank |
| 1 | KRISTOFFERSEN Henrik Van deer | NOR | Run 1: | Int1: | 16.68 | (13) | I1-I2: | 17.21 | (14) | 0.56 |
| | | | | Int2: | 33.89 | (12) | I2-I3: | 11.20 | (1) | 0.86 |
| | | | | Int3: | 45.09 | (7) | I3-Fin: | 16.21 | (8) | 0.74 |
| | | | | Fin: | 1:01.30 | (6) | | | | 0.84 |
| | | | Run 2: | Int1: | 15.90 | (30) | I1-I2: | 14.85 | (2) | 0.60 |
| | | | | Int2: | 30.75 | (13) | I2-I3: | 10.90 | (12) | 0.78 |
| | | | | Int3: | 41.65 | (11) | I3-Fin: | 14.75 | (11) | 0.77 |
| | | | | Fin: | 56.40 | (10) | | | | 0.83 |
| | | | Total: | Int1: | 1:17.20 | (7) | | | | 1.41 |
| | | | | Int2: | 1:32.05 | (7) | | | | 0.70 |
| | | | | Int3: | 1:42.95 | (7) | | | | 0.65 |
| | | | | Fin: | 1:57.70 | (5) | | | | 0.65 |
| | | | 2 | NOEL Clement Dynastar | FRA | Run 1: | Int1: | 16.67 | (12) | I1-I2: |
| Int2: | 33.54 | (5) | | | | | I2-I3: | 11.54 | (11) | 0.51 |
| Int3: | 45.08 | (6) | | | | | I3-Fin: | 15.90 | (1) | 0.73 |
| Fin: | 1:00.98 | (4) | | | | | | | | 0.52 |
| Run 2: | Int1: | 15.78 | | | | (23) | I1-I2: | 15.24 | (22) | 0.48 |
| | Int2: | 31.02 | | | | (25) | I2-I3: | 10.93 | (16) | 1.05 |
| | Int3: | 41.95 | | | | (22) | I3-Fin: | 15.18 | (24) | 1.07 |
| | Fin: | 57.13 | | | | (25) | | | | 1.56 |
| Total: | Int1: | 1:16.76 | | | | (6) | | | | 0.97 |
| | Int2: | 1:32.00 | | | | (6) | | | | 0.65 |
| | Int3: | 1:42.93 | | | | (6) | | | | 0.63 |
| | Fin: | 1:58.11 | | | | (7) | | | | 1.06 |
| 3 | MEILLARD Loic Rossignol | SUI | | | | Run 1: | Int1: | 16.12 | (1) | I1-I2: |
| | | | Int2: | 33.03 | (1) | | I2-I3: | 11.32 | (3) | 0.00 |
| | | | Int3: | 44.35 | (1) | | I3-Fin: | 16.11 | (3) | 0.00 |
| | | | Fin: | 1:00.46 | (1) | | | | | 0.00 |
| | | | Run 2: | Int1: | 15.33 | (2) | I1-I2: | 15.56 | (30) | 0.03 |
| | | | | Int2: | 30.89 | (19) | I2-I3: | 10.96 | (18) | 0.92 |
| | | | | Int3: | 41.85 | (20) | I3-Fin: | 14.74 | (10) | 0.97 |
| | | | | Fin: | 56.59 | (13) | | | | 1.02 |
| | | | Total: | Int1: | 1:15.79 | (1) | | | | 0.00 |
| | | | | Int2: | 1:31.35 | (1) | | | | 0.00 |
| | | | | Int3: | 1:42.31 | (2) | | | | 0.01 |
| | | | | Fin: | 1:57.05 | (1) | | | | 0.00 |

Hafjell (NOR)



11th Men's Slalom

SUN 16 MAR 2025

PERFORMANCE ANALYSIS BY BIB

Start Time 12:30

Number of Competitors: 69 Number of NSAs: 20

| Bib | Name Ski | NSA Code | Positions | | | Partials | | Difference Time | | |
|-----|-----------------------------|-------------|-----------|-------|---------|----------|---------|--------------------|------|------|
| | | | Pos | Time | Rank | Pos | Time | | Rank | |
| 4 | HAUGAN Timon Van deer | NOR | Run 1: | Int1: | 16.65 | (11) | I1-I2: | 16.94 | (7) | 0.53 |
| | | | | Int2: | 33.59 | (7) | I2-I3: | 11.68 | (18) | 0.56 |
| | | | | Int3: | 45.27 | (9) | I3-Fin: | 16.12 | (5) | 0.92 |
| | | | | Fin: | 1:01.39 | (7) | | | | 0.93 |
| | | | Run 2: | Int1: | 15.30 | (1) | I1-I2: | 15.20 | (19) | 0.00 |
| | | | | Int2: | 30.50 | (4) | I2-I3: | 10.97 | (20) | 0.53 |
| | | | | Int3: | 41.47 | (8) | I3-Fin: | 14.72 | (7) | 0.59 |
| | | | | Fin: | 56.19 | (8) | | | | 0.62 |
| | | | Total: | Int1: | 1:16.69 | (4) | | | | 0.90 |
| | | | | Int2: | 1:31.89 | (4) | | | | 0.54 |
| | | | | Int3: | 1:42.86 | (5) | | | | 0.56 |
| | | | | Fin: | 1:57.58 | (4) | | | | 0.53 |
| 5 | STRASSER Linus Rossignol | GER | Run 1: | Int1: | 17.13 | (44) | I1-I2: | 16.79 | (2) | 1.01 |
| | | | | Int2: | 33.92 | (14) | I2-I3: | 11.50 | (8) | 0.89 |
| | | | | Int3: | 45.42 | (12) | I3-Fin: | 16.14 | (6) | 1.07 |
| | | | | Fin: | 1:01.56 | (8) | | | | 1.10 |
| | | | Run 2: | Int1: | 15.79 | (24) | I1-I2: | 15.21 | (20) | 0.49 |
| | | | | Int2: | 31.00 | (23) | I2-I3: | 10.96 | (18) | 1.03 |
| | | | | Int3: | 41.96 | (23) | I3-Fin: | 15.11 | (23) | 1.08 |
| | | | | Fin: | 57.07 | (24) | | | | 1.50 |
| | | | Total: | Int1: | 1:17.35 | (9) | | | | 1.56 |
| | | | | Int2: | 1:32.56 | (9) | | | | 1.21 |
| | | | | Int3: | 1:43.52 | (9) | | | | 1.22 |
| | | | | Fin: | 1:58.63 | (11) | | | | 1.58 |
| 6 | FELLER Manuel Atomic | AUT | Run 1: | Int1: | 16.63 | (9) | I1-I2: | 16.90 | (4) | 0.51 |
| | | | | Int2: | 33.53 | (4) | I2-I3: | 11.51 | (9) | 0.50 |
| | | | | Int3: | 45.04 | (4) | I3-Fin: | | | 0.69 |
| | | | | Fin: | DNF | | | | | |
| | | | Total: | | DNF | | | | | |
| 7 | McGRATH Atle Lie Head | NOR | Run 1: | Int1: | 16.52 | (4) | I1-I2: | 17.05 | (10) | 0.40 |
| | | | | Int2: | 33.57 | (6) | I2-I3: | 11.48 | (7) | 0.54 |
| | | | | Int3: | 45.05 | (5) | I3-Fin: | 15.94 | (2) | 0.70 |
| | | | | Fin: | 1:00.99 | (5) | | | | 0.53 |
| | | | Run 2: | Int1: | 15.42 | (6) | I1-I2: | 15.16 | (17) | 0.12 |
| | | | | Int2: | 30.58 | (6) | I2-I3: | 11.03 | (23) | 0.61 |
| | | | | Int3: | 41.61 | (10) | I3-Fin: | 14.66 | (3) | 0.73 |
| | | | | Fin: | 56.27 | (9) | | | | 0.70 |
| | | | Total: | Int1: | 1:16.41 | (3) | | | | 0.62 |
| | | | | Int2: | 1:31.57 | (3) | | | | 0.22 |
| | | | | Int3: | 1:42.60 | (3) | | | | 0.30 |
| | | | | Fin: | 1:57.26 | (2) | | | | 0.21 |



Hafjell (NOR)



11th Men's Slalom

SUN 16 MAR 2025

PERFORMANCE ANALYSIS BY BIB

Start Time 12:30

Number of Competitors: 69 Number of NSAs: 20

| Bib | Name Ski | NSA Code | Run | Positions | | | Partials | | Difference Time | | | | | |
|--------|-------------------------|-------------|--------|------------------------|---------|--------|----------|-------|--------------------|--------|---------|-------|------|------|
| | | | | Pos | Time | Rank | Pos | Time | | Rank | | | | |
| 8 | RYDING Dave Head | GBR | Run 1: | Int1: | 16.90 | (28) | I1-I2: | 17.13 | (13) | 0.78 | | | | |
| | | | | Int2: | 34.03 | (17) | | | | | I2-I3: | 11.79 | (28) | 1.00 |
| | | | | Int3: | 45.82 | (16) | | | | | I3-Fin: | 16.50 | (22) | 1.47 |
| | | | | Fin: | 1:02.32 | (15) | | | | | | | | 1.86 |
| | | | Run 2: | Int1: | 15.58 | (10) | I1-I2: | 15.03 | (9) | 0.28 | | | | |
| | | | | Int2: | 30.61 | (9) | | | | | I2-I3: | 11.10 | (26) | 0.64 |
| | | | | Int3: | 41.71 | (14) | | | | | I3-Fin: | 14.93 | (18) | 0.83 |
| | | | | Fin: | 56.64 | (16) | | | | | | | | 1.07 |
| | | | Total: | Int1: | 1:17.90 | (14) | 2.11 | | | | | | | |
| | | | | Int2: | 1:32.93 | (11) | | 1.58 | | | | | | |
| | | | | Int3: | 1:44.03 | (15) | | 1.73 | | | | | | |
| | | | | Fin: | 1:58.96 | (17) | | 1.91 | | | | | | |
| | | | 9 | YULE Daniel Fischer | SUI | Run 1: | Int1: | 16.64 | (10) | I1-I2: | 17.32 | (17) | 0.52 | |
| Int2: | 33.96 | (16) | | | | | I2-I3: | 11.63 | (16) | | | | | 0.93 |
| Int3: | 45.59 | (13) | | | | | I3-Fin: | 16.29 | (11) | | | | | 1.24 |
| Fin: | 1:01.88 | (10) | | | | | | | | | | | | 1.42 |
| Run 2: | Int1: | 15.77 | | | | (21) | I1-I2: | 15.53 | (29) | 0.47 | | | | |
| | Int2: | 31.30 | | | | (30) | | | | | I2-I3: | 11.10 | (26) | 1.33 |
| | Int3: | 42.40 | | | | (29) | | | | | I3-Fin: | 15.07 | (22) | 1.52 |
| | Fin: | 57.47 | | | | (26) | | | | | | | | 1.90 |
| Total: | Int1: | 1:17.65 | | | | (10) | 1.86 | | | | | | | |
| | Int2: | 1:33.18 | | | | (17) | | 1.83 | | | | | | |
| | Int3: | 1:44.28 | | | | (19) | | 1.98 | | | | | | |
| | Fin: | 1:59.35 | | | | (23) | | 2.30 | | | | | | |
| 10 | GSTREIN Fabio Atomic | AUT | | | | Run 1: | Int1: | 16.40 | (2) | I1-I2: | 16.91 | (5) | 0.28 | |
| | | | Int2: | 33.31 | (3) | | I2-I3: | 11.25 | (2) | | | | | 0.28 |
| | | | Int3: | 44.56 | (2) | | I3-Fin: | 16.34 | (14) | | | | | 0.21 |
| | | | Fin: | 1:00.90 | (3) | | | | | | | | | 0.44 |
| | | | Run 2: | Int1: | 15.80 | (26) | I1-I2: | 15.19 | (18) | 0.50 | | | | |
| | | | | Int2: | 30.99 | (22) | | | | | I2-I3: | 10.87 | (10) | 1.02 |
| | | | | Int3: | 41.86 | (21) | | | | | I3-Fin: | 14.97 | (20) | 0.98 |
| | | | | Fin: | 56.83 | (20) | | | | | | | | 1.26 |
| | | | Total: | Int1: | 1:16.70 | (5) | 0.91 | | | | | | | |
| | | | | Int2: | 1:31.89 | (4) | | 0.54 | | | | | | |
| | | | | Int3: | 1:42.76 | (4) | | 0.46 | | | | | | |
| | | | | Fin: | 1:57.73 | (6) | | 0.68 | | | | | | |
| | | | 11 | POPOV Albert Head | BUL | Run 1: | Int1: | 16.77 | (21) | I1-I2: | 17.38 | (22) | 0.65 | |
| Int2: | 34.15 | (19) | | | | | I2-I3: | 11.89 | (38) | | | | | 1.12 |
| Int3: | 46.04 | (24) | | | | | I3-Fin: | 16.64 | (28) | | | | | 1.69 |
| Fin: | 1:02.68 | (21) | | | | | | | | | | | | 2.22 |
| Run 2: | Int1: | 15.49 | | | | (7) | I1-I2: | 15.45 | (28) | 0.19 | | | | |
| | Int2: | 30.94 | | | | (21) | | | | | I2-I3: | 11.07 | (24) | 0.97 |
| | Int3: | 42.01 | | | | (24) | | | | | I3-Fin: | | | 1.13 |
| | Fin: | DNF | | | | | | | | | | | | |
| Total: | Int1: | 1:18.17 | | | | (20) | 2.38 | | | | | | | |
| | Int2: | 1:33.62 | | | | (24) | | 2.27 | | | | | | |
| | Int3: | 1:44.69 | | | | (27) | | 2.39 | | | | | | |
| | Fin: | DNF | | | | | | | | | | | | |



Hafjell (NOR)



11th Men's Slalom

SUN 16 MAR 2025

PERFORMANCE ANALYSIS BY BIB

Start Time 12:30

Number of Competitors: 69 Number of NSAs: 20

| Bib | Name Ski | NSA Code | Positions | | | | Partials | | Difference Time | | | | | |
|-----|-----------------------------------|-------------|-----------|---------|---------|------|----------|--------|--------------------|------|---------|-------|------|------|
| | | | Run | Pos | Time | Rank | Pos | Time | | Rank | | | | |
| 12 | NEF Tanguy Atomic | SUI | Run 1: | Int1: | 16.76 | (20) | I1-I2: | 17.05 | (10) | 0.64 | | | | |
| | | | | Int2: | 33.81 | (10) | | | | | I2-I3: | 11.60 | (14) | 0.78 |
| | | | | Int3: | 45.41 | (11) | | | | | I3-Fin: | 16.15 | (7) | 1.06 |
| | | | | Fin: | 1:01.56 | (8) | | | | | | | | |
| | | | Run 2: | Int1: | 15.73 | (18) | I1-I2: | 15.11 | (13) | 0.43 | | | | |
| | | | | Int2: | 30.84 | (16) | | | | | I2-I3: | 10.92 | (13) | 0.87 |
| | | | | Int3: | 41.76 | (16) | | | | | I3-Fin: | 14.85 | (15) | 0.88 |
| | | | | Fin: | 56.61 | (15) | | | | | | | | |
| | | | Total: | Int1: | 1:17.29 | (8) | | | | | 1.50 | | | |
| | | | | Int2: | 1:32.40 | (8) | | | | | 1.05 | | | |
| | | | Int3: | 1:43.32 | (8) | | | | | 1.02 | | | | |
| | | | Fin: | 1:58.17 | (8) | | | | | 1.12 | | | | |
| 13 | AMIEZ Steven Rossignol | FRA | Run 1: | Int1: | 16.72 | (16) | I1-I2: | 17.02 | (9) | 0.60 | | | | |
| | | | | Int2: | 33.74 | (9) | | | | | I2-I3: | 11.44 | (6) | 0.71 |
| | | | | Int3: | 45.18 | (8) | | | | | I3-Fin: | | | 0.83 |
| | | | | Fin: | DNF | | | | | | | | | |
| | | | Total: | | | | | | | DNF | | | | |
| 14 | PINHEIRO BRAATHEN Lucas Atomic | BRA | Run 1: | Int1: | 16.56 | (5) | I1-I2: | 16.71 | (1) | 0.44 | | | | |
| | | | | Int2: | 33.27 | (2) | | | | | I2-I3: | 11.42 | (5) | 0.24 |
| | | | | Int3: | 44.69 | (3) | | | | | I3-Fin: | 16.11 | (3) | 0.34 |
| | | | | Fin: | 1:00.80 | (2) | | | | | | | | |
| | | | Run 2: | Int1: | 15.53 | (9) | I1-I2: | 15.05 | (10) | 0.23 | | | | |
| | | | | Int2: | 30.58 | (6) | | | | | I2-I3: | 10.92 | (13) | 0.61 |
| | | | | Int3: | 41.50 | (9) | | | | | I3-Fin: | 15.22 | (25) | 0.62 |
| | | | | Fin: | 56.72 | (17) | | | | | | | | |
| | | | Total: | Int1: | 1:16.33 | (2) | | | | | 0.54 | | | |
| | | | | Int2: | 1:31.38 | (2) | | | | | 0.03 | | | |
| | | | Int3: | 1:42.30 | (1) | | | | | 0.00 | | | | |
| | | | Fin: | 1:57.52 | (3) | | | | | 0.47 | | | | |
| 15 | KOLEGA Samuel Rossignol | CRO | Run 1: | Int1: | 17.12 | (42) | I1-I2: | 17.66 | (31) | 1.00 | | | | |
| | | | | Int2: | 34.78 | (38) | | | | | I2-I3: | 11.79 | (28) | 1.75 |
| | | | | Int3: | 46.57 | (33) | | | | | I3-Fin: | 16.51 | (23) | 2.22 |
| | | | | Fin: | 1:03.08 | (27) | | | | | | | | |
| | | | Run 2: | Int1: | 15.52 | (8) | I1-I2: | 15.05 | (10) | 0.22 | | | | |
| | | | | Int2: | 30.57 | (5) | | | | | I2-I3: | 10.66 | (4) | 0.60 |
| | | | | Int3: | 41.23 | (4) | | | | | I3-Fin: | 14.75 | (11) | 0.35 |
| | | | | Fin: | 55.98 | (4) | | | | | | | | |
| | | | Total: | Int1: | 1:18.60 | (28) | | | | | 2.81 | | | |
| | | | | Int2: | 1:33.65 | (25) | | | | | 2.30 | | | |
| | | | Int3: | 1:44.31 | (20) | | | | | 2.01 | | | | |
| | | | Fin: | 1:59.06 | (19) | | | | | 2.01 | | | | |
| 16 | JAKOBSEN Kristoffer Fischer | SWE | Run 1: | Int1: | 16.85 | (25) | I1-I2: | 21.06 | (58) | 0.73 | | | | |
| | | | | Int2: | 37.91 | (58) | | | | | I2-I3: | | | 4.88 |
| | | | | Int3: | | | | | | | I3-Fin: | | | |
| | | | | Fin: | | | | | | | | | | |
| | | | Total: | | | | | | | DNF | | | | |
| 17 | VINATZER Alex Atomic | ITA | Run 1: | Int1: | | | I1-I2: | | | | | | | |
| | | | | Int2: | | | | I2-I3: | | | | | | |
| | | | | Int3: | | | | | I3-Fin: | | | | | |
| | | | | Fin: | DNS | | | | | | | | | |
| | | | Total: | | | | | | | DNS | | | | |



Hafjell (NOR)

11th Men's Slalom

SUN 16 MAR 2025



PERFORMANCE ANALYSIS BY BIB

Start Time 12:30

Number of Competitors: 69 Number of NSAs: 20

| Bib | Name Ski | NSA Code | Run 1: Pos | Positions | | Run 2: Pos | Partials | | Difference Time | | | | | | | | | | | |
|-----|-----------------------------|-------------|---------------|-----------|--------|---------------|----------|------|--------------------|--------|-------|------|---------|---------|-------|--------|------|--------|------|--|
| | | | | Time | Rank | | Time | Rank | | | | | | | | | | | | |
| 18 | RASCHNER Dominik Fischer | AUT | Run 1: Int1: | | | I1-I2: | 17.38 | (22) | 0.97 | | | | | | | | | | | |
| | | | Int2: | | | | | | | I2-I3: | 11.69 | (20) | 1.44 | | | | | | | |
| | | | Int3: | | | | | | | | | | | I3-Fin: | 16.64 | (28) | 1.81 | | | |
| | | | Fin: | | DNF | | | | | | | | | | | | | Total: | DNF | |
| | | | Total: | | DNF | | | | | | | | | | | | | | | |
| 19 | ZUBCIC Filip Atomic | CRO | Run 1: Int1: | | | I1-I2: | | | | | | | | | | | | | | |
| | | | Int2: | | | | | | | I2-I3: | | | | | | | | | | |
| | | | Int3: | | | | | | | | | | I3-Fin: | | | | | | | |
| | | | Fin: | | DNF | | | | | | | | | | | Total: | DNF | | | |
| | | | Total: | | DNF | | | | | | | | | | | | | | | |
| 20 | MARCHANT Armand Head | BEL | Run 1: Int1: | 17.09 | (39) | I1-I2: | 17.38 | (22) | 0.97 | | | | | | | | | | | |
| | | | Int2: | 34.47 | (28) | | | | | I2-I3: | 11.69 | (20) | 1.44 | | | | | | | |
| | | | Int3: | 46.16 | (27) | | | | | | | | | I3-Fin: | 16.64 | (28) | 1.81 | | | |
| | | | Fin: | 1:02.80 | (24) | | | | | | | | | | | | | Total: | DNF | |
| | | | Total: | | DNF | | | | | | | | | | | | | | | |
| | | | Run 2: Int1: | 15.76 | (20) | I1-I2: | 15.34 | (25) | 0.46 | | | | | | | | | | | |
| | | | Int2: | 31.10 | (28) | | | | | I2-I3: | 10.73 | (5) | 1.13 | | | | | | | |
| | | | Int3: | 41.83 | (18) | | | | | | | | | I3-Fin: | 14.70 | (6) | 0.95 | | | |
| | | | Fin: | 56.53 | (12) | | | | | | | | | | | | | Total: | 2.77 | |
| | | | Total: | 1:18.56 | (26) | | | | | | | | | | | | | | | |
| | | | Int2: | 1:33.90 | (28) | 2.55 | | | | | | | | | | | | | | |
| | | | Int3: | 1:44.63 | (25) | 2.33 | | | | | | | | | | | | | | |
| | | | Fin: | 1:59.33 | (22) | 2.28 | | | | | | | | | | | | | | |
| 21 | RASSAT Paco Head | FRA | Run 1: Int1: | 16.70 | (15) | I1-I2: | 16.98 | (8) | 0.58 | | | | | | | | | | | |
| | | | Int2: | 33.68 | (8) | | | | | I2-I3: | 11.59 | (12) | 0.65 | | | | | | | |
| | | | Int3: | 45.27 | (9) | | | | | | | | | I3-Fin: | | 0.92 | | | | |
| | | | Fin: | DNF | Total: | | | | | | | | | | | | DNF | | | |
| | | | Total: | | | | | | | | | | | | | | | | DNF | |
| 22 | RITCHIE Benjamin Head | USA | Run 1: Int1: | 16.61 | (7) | I1-I2: | 17.31 | (16) | 0.49 | | | | | | | | | | | |
| | | | Int2: | 33.92 | (14) | | | | | I2-I3: | 11.79 | (28) | 0.89 | | | | | | | |
| | | | Int3: | 45.71 | (14) | | | | | | | | | I3-Fin: | 16.39 | (15) | 1.36 | | | |
| | | | Fin: | 1:02.10 | (11) | | | | | | | | | | | | | Total: | 1.64 | |
| | | | Total: | | 1.64 | | | | | | | | | | | | | | | |
| | | | Run 2: Int1: | 15.67 | (16) | I1-I2: | 14.99 | (4) | 0.37 | | | | | | | | | | | |
| | | | Int2: | 30.66 | (11) | | | | | I2-I3: | 11.17 | (28) | 0.69 | | | | | | | |
| | | | Int3: | 41.83 | (18) | | | | | | | | | I3-Fin: | 14.94 | (19) | 0.95 | | | |
| | | | Fin: | 56.77 | (19) | | | | | | | | | | | | | Total: | 1.20 | |
| | | | Total: | 1:17.77 | (11) | | | | | | | | | | | | | | | |
| | | | Int2: | 1:32.76 | (10) | 1.41 | | | | | | | | | | | | | | |
| | | | Int3: | 1:43.93 | (12) | 1.63 | | | | | | | | | | | | | | |
| | | | Fin: | 1:58.87 | (14) | 1.82 | | | | | | | | | | | | | | |
| 23 | STROLZ Johannes Head | AUT | Run 1: Int1: | 16.99 | (31) | I1-I2: | 17.61 | (29) | 0.87 | | | | | | | | | | | |
| | | | Int2: | 34.60 | (33) | | | | | I2-I3: | 11.40 | (4) | 1.57 | | | | | | | |
| | | | Int3: | 46.00 | (21) | | | | | | | | | I3-Fin: | 16.23 | (9) | 1.65 | | | |
| | | | Fin: | 1:02.23 | (13) | | | | | | | | | | | | | Total: | 1.77 | |
| | | | Total: | | 1.77 | | | | | | | | | | | | | | | |
| | | | Run 2: Int1: | 15.63 | (14) | I1-I2: | 15.28 | (23) | 0.33 | | | | | | | | | | | |
| | | | Int2: | 30.91 | (20) | | | | | I2-I3: | 11.21 | (29) | 0.94 | | | | | | | |
| | | | Int3: | 42.12 | (27) | | | | | | | | | I3-Fin: | 14.90 | (17) | 1.24 | | | |
| | | | Fin: | 57.02 | (23) | | | | | | | | | | | | | Total: | 1.45 | |
| | | | Total: | 1:17.86 | (13) | | | | | | | | | | | | | | | |
| | | | Int2: | 1:33.14 | (16) | 1.79 | | | | | | | | | | | | | | |
| | | | Int3: | 1:44.35 | (21) | 2.05 | | | | | | | | | | | | | | |
| | | | Fin: | 1:59.25 | (20) | 2.20 | | | | | | | | | | | | | | |



Hafjell (NOR)



11th Men's Slalom

SUN 16 MAR 2025

PERFORMANCE ANALYSIS BY BIB

Start Time 12:30

Number of Competitors: 69 Number of NSAs: 20

| Bib | Name Ski | NSA Code | Run | Positions | | | Partials | | Difference Time | |
|--------|--------------------------|-------------|--------|----------------------------------|---------|--------|----------|-------|--------------------|--------|
| | | | | Pos | Time | Rank | Pos | Time | | Rank |
| 24 | MATT Michael Blizzard | AUT | Run 1: | Int1: | 17.03 | (34) | I1-I2: | 17.35 | (18) | 0.91 |
| | | | | Int2: | 34.38 | (24) | I2-I3: | 11.99 | (45) | 1.35 |
| | | | | Int3: | 46.37 | (29) | I3-Fin: | 16.48 | (20) | 2.02 |
| | | | | Fin: | 1:02.85 | (25) | | | | 2.39 |
| | | | Run 2: | Int1: | 15.71 | (17) | I1-I2: | 15.36 | (26) | 0.41 |
| | | | | Int2: | 31.07 | (27) | I2-I3: | 10.95 | (17) | 1.10 |
| | | | | Int3: | 42.02 | (25) | I3-Fin: | 14.88 | (16) | 1.14 |
| | | | | Fin: | 56.90 | (21) | | | | 1.33 |
| | | | Total: | Int1: | 1:18.56 | (26) | | | | 2.77 |
| | | | | Int2: | 1:33.92 | (29) | | | | 2.57 |
| | | | | Int3: | 1:44.87 | (29) | | | | 2.57 |
| | | | | Fin: | 1:59.75 | (26) | | | | 2.70 |
| | | | 25 | MUFFAT-JEANDET Victor Salomon | FRA | Run 1: | Int1: | 16.47 | (3) | I1-I2: |
| Int2: | 33.84 | (11) | | | | | I2-I3: | 11.89 | (38) | 0.81 |
| Int3: | 45.73 | (15) | | | | | I3-Fin: | 16.44 | (17) | 1.38 |
| Fin: | 1:02.17 | (12) | | | | | | | | 1.71 |
| Run 2: | Int1: | 15.63 | | | | (14) | I1-I2: | 15.13 | (15) | 0.33 |
| | Int2: | 30.76 | | | | (14) | I2-I3: | 11.01 | (22) | 0.79 |
| | Int3: | 41.77 | | | | (17) | I3-Fin: | 14.83 | (14) | 0.89 |
| | Fin: | 56.60 | | | | (14) | | | | 1.03 |
| Total: | Int1: | 1:17.80 | | | | (12) | | | | 2.01 |
| | Int2: | 1:32.93 | | | | (11) | | | | 1.58 |
| | Int3: | 1:43.94 | | | | (13) | | | | 1.64 |
| | Fin: | 1:58.77 | | | | (12) | | | | 1.72 |
| 26 | SCHWARZ Marco Atomic | AUT | | | | Run 1: | Int1: | 16.73 | (17) | I1-I2: |
| | | | Int2: | 34.44 | (26) | | I2-I3: | 11.62 | (15) | 1.41 |
| | | | Int3: | 46.06 | (25) | | I3-Fin: | 16.30 | (12) | 1.71 |
| | | | Fin: | 1:02.36 | (17) | | | | | 1.90 |
| | | | Run 2: | Int1: | 15.73 | (18) | I1-I2: | 15.12 | (14) | 0.43 |
| | | | | Int2: | 30.85 | (17) | I2-I3: | 10.83 | (8) | 0.88 |
| | | | | Int3: | 41.68 | (13) | I3-Fin: | | | 0.80 |
| | | | | Fin: | DNF | | | | | |
| | | | Total: | Int1: | 1:18.09 | (16) | | | | 2.30 |
| | | | | Int2: | 1:33.21 | (18) | | | | 1.86 |
| | | | | Int3: | 1:44.04 | (16) | | | | 1.74 |
| | | | | Fin: | DNF | | | | | |
| | | | 27 | ROCHAT Marc Nordica | SUI | Run 1: | Int1: | 16.80 | (23) | I1-I2: |
| Int2: | 34.16 | (20) | | | | | I2-I3: | 11.70 | (22) | 1.13 |
| Int3: | 45.86 | (17) | | | | | I3-Fin: | 16.47 | (19) | 1.51 |
| Fin: | 1:02.33 | (16) | | | | | | | | 1.87 |
| Run 2: | Int1: | 15.79 | | | | (24) | I1-I2: | 15.22 | (21) | 0.49 |
| | Int2: | 31.01 | | | | (24) | I2-I3: | 12.28 | (30) | 1.04 |
| | Int3: | 43.29 | | | | (30) | I3-Fin: | 15.86 | (28) | 2.41 |
| | Fin: | 59.15 | | | | (28) | | | | 3.58 |
| Total: | Int1: | 1:18.12 | | | | (17) | | | | 2.33 |
| | Int2: | 1:33.34 | | | | (20) | | | | 1.99 |
| | Int3: | 1:45.62 | | | | (30) | | | | 3.32 |
| | Fin: | 2:01.48 | | | | (28) | | | | 4.43 |



Hafjell (NOR)



11th Men's Slalom

SUN 16 MAR 2025

PERFORMANCE ANALYSIS BY BIB

Start Time 12:30

Number of Competitors: 69 Number of NSAs: 20

| Bib | Name Ski | NSA Code | Positions Pos | Positions | | Partials | | Difference Time | | | | | | | | |
|--------|------------------------------------|-------------|------------------|--------------------------------|---------|----------|---------|--------------------|------|--------|---------|-------|---------|-------|------|------|
| | | | | Time | Rank | Pos | Time | | Rank | | | | | | | |
| 28 | STEEN OLSEN Alexander Rossignol | NOR | Run 1: | Int1: | 16.88 | (27) | I1-I2: | 17.66 | (31) | 0.76 | | | | | | |
| | | | | Int2: | 34.54 | (30) | | | | | I2-I3: | 11.72 | (23) | 1.51 | | |
| | | | | Int3: | 46.26 | (28) | | | | | I3-Fin: | 17.00 | (43) | 1.91 | | |
| | | | | Fin: | 1:03.26 | (29) | | | | | | | | 2.80 | | |
| | | | Run 2: | Int1: | 15.60 | (11) | I1-I2: | 14.99 | (4) | 14.99 | (4) | 0.30 | | | | |
| | | | | Int2: | 30.59 | (8) | | | | | | | I2-I3: | 10.81 | (7) | 0.62 |
| | | | | Int3: | 41.40 | (7) | | | | | | | I3-Fin: | 14.38 | (1) | 0.52 |
| | | | | Fin: | 55.78 | (3) | | | | | | | | | | 0.21 |
| | | | Total: | Int1: | 1:18.86 | (29) | | | | | | 3.07 | | | | |
| | | | | Int2: | 1:33.85 | (27) | | | | | | 2.50 | | | | |
| | | | | Int3: | 1:44.66 | (26) | | | | | | 2.36 | | | | |
| | | | | Fin: | 1:59.04 | (18) | | | | | | 1.99 | | | | |
| | | | 29 | PERTL Adrian Atomic | AUT | Run 1: | Int1: | 16.60 | (6) | I1-I2: | 17.85 | (42) | 0.48 | | | |
| Int2: | 34.45 | (27) | | | | | I2-I3: | 11.53 | (10) | | | | | 1.42 | | |
| Int3: | 45.98 | (20) | | | | | I3-Fin: | 16.55 | (25) | | | | | 1.63 | | |
| Fin: | 1:02.53 | (20) | | | | | | | | | | | | 2.07 | | |
| Run 2: | Int1: | 15.84 | | | | (28) | I1-I2: | 15.43 | (27) | 15.43 | (27) | 0.54 | | | | |
| | Int2: | 31.27 | | | | (29) | | | | | | | I2-I3: | 10.92 | (13) | 1.30 |
| | Int3: | 42.19 | | | | (28) | | | | | | | I3-Fin: | 14.81 | (13) | 1.31 |
| | Fin: | 57.00 | | | | (22) | | | | | | | | | | 1.43 |
| Total: | Int1: | 1:18.37 | | | | (23) | | | | | | 2.58 | | | | |
| | Int2: | 1:33.80 | | | | (26) | | | | | | 2.45 | | | | |
| | Int3: | 1:44.72 | | | | (28) | | | | | | 2.42 | | | | |
| | Fin: | 1:59.53 | | | | (25) | | | | | | 2.48 | | | | |
| 30 | AERNI Luca Fischer | SUI | | | | Run 1: | Int1: | 17.14 | (47) | I1-I2: | 17.80 | (40) | 1.02 | | | |
| | | | Int2: | 34.94 | (40) | | I2-I3: | 11.76 | (26) | | | | | 1.91 | | |
| | | | Int3: | 46.70 | (36) | | I3-Fin: | 16.57 | (26) | | | | | 2.35 | | |
| | | | Fin: | 1:03.27 | (30) | | | | | | | | | 2.81 | | |
| | | | Run 2: | Int1: | 15.61 | (12) | I1-I2: | 15.09 | (12) | 15.09 | (12) | 0.31 | | | | |
| | | | | Int2: | 30.70 | (12) | | | | | | | I2-I3: | 10.59 | (1) | 0.73 |
| | | | | Int3: | 41.29 | (5) | | | | | | | I3-Fin: | 14.73 | (8) | 0.41 |
| | | | | Fin: | 56.02 | (5) | | | | | | | | | | 0.45 |
| | | | Total: | Int1: | 1:18.88 | (30) | | | | | | 3.09 | | | | |
| | | | | Int2: | 1:33.97 | (30) | | | | | | 2.62 | | | | |
| | | | | Int3: | 1:44.56 | (24) | | | | | | 2.26 | | | | |
| | | | | Fin: | 1:59.29 | (21) | | | | | | 2.24 | | | | |
| | | | 31 | ZENHAEUSERN Ramon Rossignol | SUI | Run 1: | Int1: | 16.69 | (14) | I1-I2: | 17.88 | (44) | 0.57 | | | |
| Int2: | 34.57 | (31) | | | | | I2-I3: | 11.82 | (33) | | | | | 1.54 | | |
| Int3: | 46.39 | (31) | | | | | I3-Fin: | 16.49 | (21) | | | | | 2.04 | | |
| Fin: | 1:02.88 | (26) | | | | | | | | | | | | 2.42 | | |
| Run 2: | Int1: | 15.34 | | | | (3) | I1-I2: | 15.14 | (16) | 15.14 | (16) | 0.04 | | | | |
| | Int2: | 30.48 | | | | (3) | | | | | | | I2-I3: | 10.60 | (2) | 0.51 |
| | Int3: | 41.08 | | | | (3) | | | | | | | I3-Fin: | 14.49 | (2) | 0.20 |
| | Fin: | 55.57 | | | | (1) | | | | | | | | | | 0.00 |
| Total: | Int1: | 1:18.22 | | | | (21) | | | | | | 2.43 | | | | |
| | Int2: | 1:33.36 | | | | (21) | | | | | | 2.01 | | | | |
| | Int3: | 1:43.96 | | | | (14) | | | | | | 1.66 | | | | |
| | Fin: | 1:58.45 | | | | (10) | | | | | | 1.40 | | | | |



Hafjell (NOR)



11th Men's Slalom

SUN 16 MAR 2025

PERFORMANCE ANALYSIS BY BIB

Start Time 12:30

Number of Competitors: 69 Number of NSAs: 20

| Bib | Name Ski | NSA Code | Run 1: Pos | Positions | | | Partials | | Difference Time |
|-----|----------------------------|-------------|--------------|-----------|------|---------|----------|------|--------------------|
| | | | | Time | Rank | Pos | Time | Rank | |
| 32 | HALLBERG Eduard Fischer | FIN | Run 1: Int1: | 16.62 | (8) | I1-I2: | | | 0.50 |
| | | | Int2: | | | I2-I3: | | | |
| | | | Int3: | | | I3-Fin: | | | |
| | | | Fin: | DNF | | | | | |
| | | | Total: | DNF | | | | | |
| | | | | | | | | | |
| 33 | SEYMOUR Jett Fischer | USA | Run 1: Int1: | 16.75 | (18) | I1-I2: | 17.38 | (22) | 0.63 |
| | | | Int2: | 34.13 | (18) | I2-I3: | 11.73 | (24) | 1.10 |
| | | | Int3: | 45.86 | (17) | I3-Fin: | 16.51 | (23) | 1.51 |
| | | | Fin: | 1:02.37 | (18) | | | | 1.91 |
| | | | Run 2: Int1: | 15.77 | (21) | I1-I2: | 15.28 | (23) | 0.47 |
| | | | Int2: | 31.05 | (26) | I2-I3: | 10.99 | (21) | 1.08 |
| | | | Int3: | 42.04 | (26) | I3-Fin: | 15.57 | (27) | 1.16 |
| | | | Fin: | 57.61 | (27) | | | | 2.04 |
| | | | Total: Int1: | 1:18.14 | (19) | | | | 2.35 |
| | | | Int2: | 1:33.42 | (22) | | | | 2.07 |
| | | | Int3: | 1:44.41 | (23) | | | | 2.11 |
| | | | Fin: | 1:59.98 | (27) | | | | 2.93 |
| 34 | TAYLOR Laurie Head | GBR | Run 1: Int1: | 16.84 | (24) | I1-I2: | 17.05 | (10) | 0.72 |
| | | | Int2: | 33.89 | (12) | I2-I3: | | | 0.86 |
| | | | Int3: | | | I3-Fin: | | | |
| | | | Fin: | DNF | | | | | |
| | | | Total: | DNF | | | | | |
| | | | | | | | | | |
| 35 | GROSS Stefano Voelkl | ITA | Run 1: Int1: | 17.13 | (44) | I1-I2: | 17.53 | (28) | 1.01 |
| | | | Int2: | 34.66 | (34) | I2-I3: | 11.99 | (45) | 1.63 |
| | | | Int3: | 46.65 | (35) | I3-Fin: | 16.85 | (36) | 2.30 |
| | | | Fin: | 1:03.50 | (35) | | | | 3.04 |
| | | | Total: | DNQ | | | | | |
| | | | | | | | | | |
| 36 | RODES Istok Voelkl | CRO | Run 1: Int1: | 16.85 | (25) | I1-I2: | 17.37 | (20) | 0.73 |
| | | | Int2: | 34.22 | (21) | I2-I3: | 11.79 | (28) | 1.19 |
| | | | Int3: | 46.01 | (22) | I3-Fin: | 16.45 | (18) | 1.66 |
| | | | Fin: | 1:02.46 | (19) | | | | 2.00 |
| | | | Run 2: Int1: | 15.86 | (29) | I1-I2: | 14.99 | (4) | 0.56 |
| | | | Int2: | 30.85 | (17) | I2-I3: | 10.88 | (11) | 0.88 |
| | | | Int3: | 41.73 | (15) | I3-Fin: | 14.67 | (4) | 0.85 |
| | | | Fin: | 56.40 | (10) | | | | 0.83 |
| | | | Total: Int1: | 1:18.32 | (22) | | | | 2.53 |
| | | | Int2: | 1:33.31 | (19) | | | | 1.96 |
| | | | Int3: | 1:44.19 | (18) | | | | 1.89 |
| | | | Fin: | 1:58.86 | (13) | | | | 1.81 |
| 37 | STURM Joshua Atomic | AUT | Run 1: Int1: | 17.05 | (36) | I1-I2: | 17.29 | (15) | 0.93 |
| | | | Int2: | 34.34 | (23) | I2-I3: | 11.67 | (17) | 1.31 |
| | | | Int3: | 46.01 | (22) | I3-Fin: | 16.68 | (31) | 1.66 |
| | | | Fin: | 1:02.69 | (22) | | | | 2.23 |
| | | | Run 2: Int1: | 15.82 | (27) | I1-I2: | 15.00 | (7) | 0.52 |
| | | | Int2: | 30.82 | (15) | I2-I3: | 10.84 | (9) | 0.85 |
| | | | Int3: | 41.66 | (12) | I3-Fin: | 15.06 | (21) | 0.78 |
| | | | Fin: | 56.72 | (17) | | | | 1.15 |
| | | | Total: Int1: | 1:18.51 | (24) | | | | 2.72 |
| | | | Int2: | 1:33.51 | (23) | | | | 2.16 |
| | | | Int3: | 1:44.35 | (21) | | | | 2.05 |
| | | | Fin: | 1:59.41 | (24) | | | | 2.36 |



Hafjell (NOR)



11th Men's Slalom

SUN 16 MAR 2025

PERFORMANCE ANALYSIS BY BIB

Start Time 12:30

Number of Competitors: 69 Number of NSAs: 20

| Bib | Name Ski | NSA Code | Run | Positions | | | Partials | | Difference Time | | | | | |
|--------|------------------------------|-------------|--------|------------------------|---------|--------|----------|-------|--------------------|--------|---------|-------|------|--------|
| | | | | Pos | Time | Rank | Pos | Time | | Rank | | | | |
| 38 | KASTLUNGER Tobias Head | ITA | Run 1: | Int1: | 17.09 | (39) | I1-I2: | 18.27 | (54) | 0.97 | | | | |
| | | | | Int2: | 35.36 | (48) | | | | | I2-I3: | 11.76 | (26) | 2.33 |
| | | | | Int3: | 47.12 | (43) | | | | | I3-Fin: | 16.25 | (10) | 2.77 |
| | | | | Fin: | 1:03.37 | (32) | | | | | | | | 2.91 |
| | | | Total: | DNQ | | | | | | | | | | |
| | | | 39 | MAJOR Billy Fischer | GBR | Run 1: | Int1: | 16.77 | (21) | I1-I2: | 17.45 | (25) | 0.65 | |
| | | | | | | | Int2: | 34.22 | (21) | | | | | I2-I3: |
| Int3: | 45.91 | (19) | | | | | I3-Fin: | 16.40 | (16) | | | | | 1.56 |
| Fin: | 1:02.31 | (14) | | | | | | | | | | | | 1.85 |
| Run 2: | Int1: | 15.62 | | | | (13) | I1-I2: | 15.00 | (7) | 0.32 | | | | |
| | Int2: | 30.62 | | | | (10) | | | | | I2-I3: | 10.75 | (6) | 0.65 |
| | Int3: | 41.37 | | | | (6) | | | | | I3-Fin: | 14.69 | (5) | 0.49 |
| | Fin: | 56.06 | | | | (6) | | | | | | | | 0.49 |
| Total: | Int1: | 1:17.93 | | | | (15) | | | | 2.14 | | | | |
| | Int2: | 1:32.93 | | | | (11) | | | | 1.58 | | | | |
| | Int3: | 1:43.68 | | | | (11) | | | | 1.38 | | | | |
| | | | Fin: | 1:58.37 | (9) | | | | 1.32 | | | | | |
| 40 | MAES Sam Voelkl | BEL | Run 1: | Int1: | 16.75 | (18) | I1-I2: | 17.63 | (30) | 0.63 | | | | |
| | | | | Int2: | 34.38 | (24) | | | | | I2-I3: | 11.75 | (25) | 1.35 |
| | | | | Int3: | 46.13 | (26) | | | | | I3-Fin: | 16.64 | (28) | 1.78 |
| | | | | Fin: | 1:02.77 | (23) | | | | | | | | 2.31 |
| | | | Run 2: | Int1: | 15.36 | (4) | I1-I2: | 14.90 | (3) | 0.06 | | | | |
| | | | | Int2: | 30.26 | (2) | | | | | I2-I3: | 10.62 | (3) | 0.29 |
| | | | | Int3: | 40.88 | (1) | | | | | I3-Fin: | 15.29 | (26) | 0.00 |
| | | | | Fin: | 56.17 | (7) | | | | | | | | 0.60 |
| | | | Total: | Int1: | 1:18.13 | (18) | | | | 2.34 | | | | |
| | | | | Int2: | 1:33.03 | (14) | | | | 1.68 | | | | |
| | | | | Int3: | 1:43.65 | (10) | | | | 1.35 | | | | |
| | | | Fin: | 1:58.94 | (16) | | | | 1.89 | | | | | |
| 41 | DESGRIPPES Hugo Dynastar | FRA | Run 1: | Int1: | 17.06 | (37) | I1-I2: | 17.51 | (27) | 0.94 | | | | |
| | | | | Int2: | 34.57 | (31) | | | | | I2-I3: | 12.06 | (48) | 1.54 |
| | | | | Int3: | 46.63 | (34) | | | | | I3-Fin: | 16.78 | (33) | 2.28 |
| | | | | Fin: | 1:03.41 | (33) | | | | | | | | 2.95 |
| | | | Total: | DNQ | | | | | | | | | | |
| 42 | LAINE Tormis Voelkl | EST | Run 1: | Int1: | 17.02 | (33) | I1-I2: | 17.49 | (26) | 0.90 | | | | |
| | | | | Int2: | 34.51 | (29) | | | | | I2-I3: | 11.87 | (36) | 1.48 |
| | | | | Int3: | 46.38 | (30) | | | | | I3-Fin: | 17.54 | (49) | 2.03 |
| | | | | Fin: | 1:03.92 | (39) | | | | | | | | 3.46 |
| | | | Total: | DNQ | | | | | | | | | | |
| 43 | BRAEKKEN Theodor Atomic | NOR | Run 1: | Int1: | 17.12 | (42) | I1-I2: | 17.79 | (39) | 1.00 | | | | |
| | | | | Int2: | 34.91 | (39) | | | | | I2-I3: | 11.98 | (44) | 1.88 |
| | | | | Int3: | 46.89 | (40) | | | | | I3-Fin: | 16.78 | (33) | 2.54 |
| | | | | Fin: | 1:03.67 | (36) | | | | | | | | 3.21 |
| | | | Total: | DNQ | | | | | | | | | | |
| 44 | AX SWARTZ Fabian Van deer | SWE | Run 1: | Int1: | 17.06 | (37) | I1-I2: | 17.92 | (45) | 0.94 | | | | |
| | | | | Int2: | 34.98 | (42) | | | | | I2-I3: | 12.31 | (54) | 1.95 |
| | | | | Int3: | 47.29 | (46) | | | | | I3-Fin: | 16.86 | (39) | 2.94 |
| | | | | Fin: | 1:04.15 | (41) | | | | | | | | 3.69 |
| | | | Total: | DNQ | | | | | | | | | | |



Hafjell (NOR)



11th Men's Slalom

SUN 16 MAR 2025

PERFORMANCE ANALYSIS BY BIB

Start Time 12:30

Number of Competitors: 69 Number of NSAs: 20

| Bib | Name Ski | NSA Code | Run | Positions | | | Partials | | Difference Time | | | | | |
|-----|---------------------------------|-------------|--------|-----------|---------|---------|----------|-------|--------------------|------|---------|-------|------|------|
| | | | | Pos | Time | Rank | Pos | Time | | Rank | | | | |
| 45 | READ Erik Atomic | CAN | Run 1: | Int1: | 17.30 | (51) | I1-I2: | 18.06 | (48) | 1.18 | | | | |
| | | | | Int2: | 35.36 | (48) | | | | | I2-I3: | 11.94 | (43) | 2.33 |
| | | | | Int3: | 47.30 | (47) | | | | | I3-Fin: | | | 2.95 |
| | | | | Fin: | DNF | | | | | | | | | |
| | | | | Total: | DNF | | | | | | | | | |
| | | | | | | | | | | | | | | |
| 46 | TREMME Anton Nordica | GER | Run 1: | Int1: | 17.16 | (48) | I1-I2: | 18.08 | (49) | 1.04 | | | | |
| | | | | Int2: | 35.24 | (47) | | | | | I2-I3: | 11.93 | (42) | 2.21 |
| | | | | Int3: | 47.17 | (44) | | | | | I3-Fin: | 16.71 | (32) | 2.82 |
| | | | | Fin: | 1:03.88 | (38) | | | | | | | | 3.42 |
| | | | | Total: | DNQ | | | | | | | | | |
| | | | | | | | | | | | | | | |
| 47 | SANDVIK Oscar Andreas Head | NOR | Run 1: | Int1: | 17.53 | (58) | I1-I2: | 17.69 | (33) | 1.41 | | | | |
| | | | | Int2: | 35.22 | (45) | | | | | I2-I3: | 11.59 | (12) | 2.19 |
| | | | | Int3: | 46.81 | (38) | | | | | I3-Fin: | 16.31 | (13) | 2.46 |
| | | | | Fin: | 1:03.12 | (28) | | | | | | | | 2.66 |
| | | | | Total: | | | | | | | | | | |
| | | | Run 2: | Int1: | 15.39 | (5) | I1-I2: | 14.58 | (1) | 0.09 | | | | |
| | | | | Int2: | 29.97 | (1) | | | | | I2-I3: | 11.07 | (24) | 0.00 |
| | | | | Int3: | 41.04 | (2) | | | | | I3-Fin: | 14.73 | (8) | 0.16 |
| | | | | Fin: | 55.77 | (2) | | | | | | | | 0.20 |
| | | | | Total: | Int1: | 1:18.51 | | | | | (24) | | | |
| | Int2: | 1:33.09 | (15) | | | | 1.74 | | | | | | | |
| | Int3: | 1:44.16 | (17) | | | | 1.86 | | | | | | | |
| | Fin: | 1:58.89 | (15) | | | | 1.84 | | | | | | | |
| 48 | CANINS Matteo Nordica | ITA | Run 1: | Int1: | 17.33 | (52) | I1-I2: | 18.48 | (57) | 1.21 | | | | |
| | | | | Int2: | 35.81 | (55) | | | | | I2-I3: | 12.08 | (50) | 2.78 |
| | | | | Int3: | 47.89 | (54) | | | | | I3-Fin: | 17.39 | (47) | 3.54 |
| | | | | Fin: | 1:05.28 | (49) | | | | | | | | 4.82 |
| | | | | Total: | DNQ | | | | | | | | | |
| | | | | | | | | | | | | | | |
| 49 | RADAMUS River Rossignol | USA | Run 1: | Int1: | 17.26 | (49) | I1-I2: | | | 1.14 | | | | |
| | | | | Int2: | | | | | | | I2-I3: | | | |
| | | | | Int3: | | | | | | | I3-Fin: | | | |
| | | | | Fin: | DNF | | | | | | | | | |
| | | | | Total: | DNF | | | | | | | | | |
| | | | | | | | | | | | | | | |
| 50 | SOLBERG Eirik Hystad Fischer | NOR | Run 1: | Int1: | 16.96 | (30) | I1-I2: | 17.76 | (36) | 0.84 | | | | |
| | | | | Int2: | 34.72 | (36) | | | | | I2-I3: | 12.33 | (55) | 1.69 |
| | | | | Int3: | 47.05 | (41) | | | | | I3-Fin: | 16.87 | (40) | 2.70 |
| | | | | Fin: | 1:03.92 | (39) | | | | | | | | 3.46 |
| | | | | Total: | DNQ | | | | | | | | | |
| | | | | | | | | | | | | | | |
| 51 | SALARICH Joaquim Rossignol | ESP | Run 1: | Int1: | 16.94 | (29) | I1-I2: | 17.77 | (38) | 0.82 | | | | |
| | | | | Int2: | 34.71 | (35) | | | | | I2-I3: | 11.83 | (34) | 1.68 |
| | | | | Int3: | 46.54 | (32) | | | | | I3-Fin: | 16.90 | (41) | 2.19 |
| | | | | Fin: | 1:03.44 | (34) | | | | | | | | 2.98 |
| | | | | Total: | DNQ | | | | | | | | | |
| | | | | | | | | | | | | | | |
| 52 | WISSTING Gustav Fischer | SWE | Run 1: | Int1: | 17.04 | (35) | I1-I2: | 17.92 | (45) | 0.92 | | | | |
| | | | | Int2: | 34.96 | (41) | | | | | I2-I3: | 11.79 | (28) | 1.93 |
| | | | | Int3: | 46.75 | (37) | | | | | I3-Fin: | 16.59 | (27) | 2.40 |
| | | | | Fin: | 1:03.34 | (31) | | | | | | | | 2.88 |
| | | | | Total: | DNQ | | | | | | | | | |
| | | | | | | | | | | | | | | |



Hafjell (NOR)



11th Men's Slalom

SUN 16 MAR 2025

PERFORMANCE ANALYSIS BY BIB

Start Time 12:30

Number of Competitors: 69 Number of NSAs: 20

| Bib | Name Ski | NSA Code | Run 1: Pos | Positions | | | Partials | | Difference Time |
|-----|---|-------------|---------------|---------------------------------|--|-----|-----------------------------|--|------------------------------|
| | | | | Time | Rank | Pos | Time | Rank | |
| 53 | AZZOLIN Antoine Dynastar | FRA | Run 1: | Int1: Int2: Int3: Fin: | | | I1-I2: I2-I3: I3-Fin: | | |
| | | | Total: | | DNF | | | | DNF |
| 54 | WINTERS Luke Fischer | USA | Run 1: | Int1: Int2: Int3: Fin: | 16.99 (31) 34.75 (37) 46.82 (39) 1:03.79 (37) | | I1-I2: I2-I3: I3-Fin: | 17.76 (36) 12.07 (49) 16.97 (42) | 0.87 1.72 2.47 3.33 |
| | | | Total: | | DNQ | | | | |
| 55 | FOSS-SOLEVAAG Sebastian Salomon | NOR | Run 1: | Int1: Int2: Int3: Fin: | 17.82 (59) 36.01 (56) 47.90 (55) 1:04.75 (47) | | I1-I2: I2-I3: I3-Fin: | 18.19 (51) 11.89 (38) 16.85 (36) | 1.70 2.98 3.55 4.29 |
| | | | Total: | | DNQ | | | | |
| 56 | del CAMPO HERNANDEZ Juan Atomic | ESP | Run 1: | Int1: Int2: Int3: Fin: | 17.52 (57) 35.68 (51) 47.85 (52) 1:04.70 (46) | | I1-I2: I2-I3: I3-Fin: | 18.16 (50) 12.17 (52) 16.85 (36) | 1.40 2.65 3.50 4.24 |
| | | | Total: | | DNQ | | | | |
| 57 | KOYAMA Yohei Head | JPN | Run 1: | Int1: Int2: Int3: Fin: | 17.26 (49) 35.19 (43) 47.52 (50) 1:04.57 (45) | | I1-I2: I2-I3: I3-Fin: | 17.93 (47) 12.33 (55) 17.05 (45) | 1.14 2.16 3.17 4.11 |
| | | | Total: | | DNQ | | | | |
| 58 | SACCARDI Tommaso Nordica | ITA | Run 1: | Int1: Int2: Int3: Fin: | | | I1-I2: I2-I3: I3-Fin: | | |
| | | | Total: | | DNF | | | | DNF |
| 59 | POHJOLAINEN Jesper Head | FIN | Run 1: | Int1: Int2: Int3: Fin: | 17.11 (41) | | I1-I2: I2-I3: I3-Fin: | | 0.99 |
| | | | Total: | | DNF | | | | DNF |
| 60 | ITEN Matthias Head | SUI | Run 1: | Int1: Int2: Int3: Fin: | 17.33 (52) 35.20 (44) 47.22 (45) 1:04.22 (44) | | I1-I2: I2-I3: I3-Fin: | 17.87 (43) 12.02 (47) 17.00 (43) | 1.21 2.17 2.87 3.76 |
| | | | Total: | | DNQ | | | | |
| 61 | GRAHL-MADSEN Hans Head | NOR | Run 1: | Int1: Int2: Int3: Fin: | 17.13 (44) 35.55 (50) 47.38 (48) 1:04.21 (43) | | I1-I2: I2-I3: I3-Fin: | 18.42 (55) 11.83 (34) 16.83 (35) | 1.01 2.52 3.03 3.75 |
| | | | Total: | | DNQ | | | | |
| 62 | SARACCO Edoardo Head | ITA | Run 1: | Int1: Int2: Int3: Fin: | 18.02 (61) 35.75 (54) 47.43 (49) | | I1-I2: I2-I3: I3-Fin: | 17.73 (35) 11.68 (18) | 1.90 2.72 3.08 |
| | | | Total: | | DNF | | | | DNF |



Hafjell (NOR)



11th Men's Slalom

SUN 16 MAR 2025

PERFORMANCE ANALYSIS BY BIB

Start Time 12:30

Number of Competitors: 69 Number of NSAs: 20

| Bib | Name Ski | NSA Code | Run 1: | Positions | | | Partials | | | Difference Time |
|-----|--------------------------------------|-------------|--------|-----------|-------|---------|----------|-------|------|--------------------|
| | | | | Pos | Time | Rank | Pos | Time | Rank | |
| 63 | LEITGEB Richard Salomon | HUN | Run 1: | Int1: | 17.49 | (55) | I1-I2: | 18.25 | (53) | 1.37 |
| | | | Int2: | 35.74 | (53) | I2-I3: | 11.89 | (38) | 2.71 | |
| | | | Int3: | 47.63 | (51) | I3-Fin: | | | 3.28 | |
| | | | Fin: | DNF | | | | | | |
| | | | Total: | DNF | | | | | | |
| 64 | FOURNIER Simon Fischer | CAN | Run 1: | Int1: | | | I1-I2: | | | |
| | | | Int2: | | | I2-I3: | | | | |
| | | | Int3: | | | I3-Fin: | | | | |
| | | | Fin: | DNF | | | | | | |
| | | | Total: | DNF | | | | | | |
| 65 | HANSSON William Rossignol | SWE | Run 1: | Int1: | | | I1-I2: | | | |
| | | | Int2: | | | I2-I3: | | | | |
| | | | Int3: | | | I3-Fin: | | | | |
| | | | Fin: | DNF | | | | | | |
| | | | Total: | DNF | | | | | | |
| 66 | KOYAMA Takayuki | JPN | Run 1: | Int1: | | | I1-I2: | | | |
| | | | Int2: | | | I2-I3: | | | | |
| | | | Int3: | | | I3-Fin: | | | | |
| | | | Fin: | DNF | | | | | | |
| | | | Total: | DNF | | | | | | |
| 67 | GARAY FERNANDEZ Aingeru Rossignol | ESP | Run 1: | Int1: | 17.93 | (60) | I1-I2: | 18.47 | (56) | 1.81 |
| | | | Int2: | 36.40 | (57) | I2-I3: | 12.30 | (53) | 3.37 | |
| | | | Int3: | 48.70 | (56) | I3-Fin: | 18.88 | (50) | 4.35 | |
| | | | Fin: | 1:07.58 | (50) | | | | 7.12 | |
| | | | Total: | DNQ | | | | | | |
| 68 | MUHLEN-SCHULTE Louis Nordica | AUS | Run 1: | Int1: | 17.51 | (56) | I1-I2: | 18.22 | (52) | 1.39 |
| | | | Int2: | 35.73 | (52) | I2-I3: | 12.12 | (51) | 2.70 | |
| | | | Int3: | 47.85 | (52) | I3-Fin: | 17.42 | (48) | 3.50 | |
| | | | Fin: | 1:05.27 | (48) | | | | 4.81 | |
| | | | Total: | DNQ | | | | | | |
| 69 | ANGUENOT Leo Rossignol | FRA | Run 1: | Int1: | 17.42 | (54) | I1-I2: | 17.81 | (41) | 1.30 |
| | | | Int2: | 35.23 | (46) | I2-I3: | 11.87 | (36) | 2.20 | |
| | | | Int3: | 47.10 | (42) | I3-Fin: | 17.08 | (46) | 2.75 | |
| | | | Fin: | 1:04.18 | (42) | | | | 3.72 | |
| | | | Total: | DNQ | | | | | | |

Intermediate Time Positions : Int. 1 = Inter1 Int. 2 = Inter2 Int. 3 = Inter3

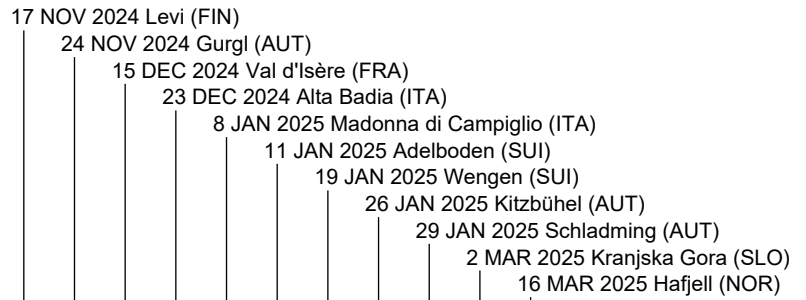
| | | | | | | | | |
|----------------|-----|----------------|-----|-----------------|------|--------------------------------|-----|--------|
| Legend: | DNF | Did Not Finish | DNQ | Did not qualify | DNS | Did Not Start | Fin | Finish |
| | Int | Intermediate | Ix | Intermediate x | Pos. | Intermediate or speed position | | |



Hafjell (NOR)

11th Men's Slalom

FIS WORLD CUP STANDINGS



Number of Competitors: 53, Number of NSAs: 18

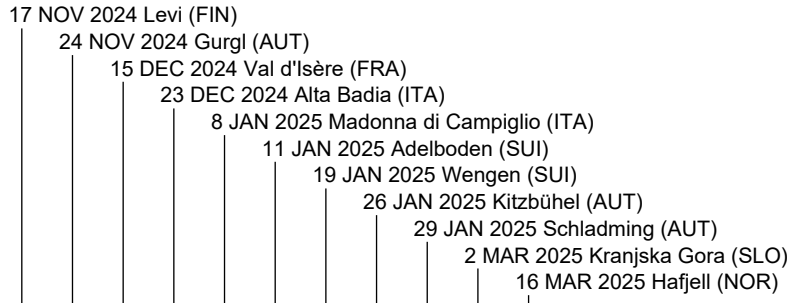
| Rank | FIS Code | Name | NSA Code | 1 | 2 | 3 | 4 | 5 | 6 | 7 | 8 | 9 | 10 | 11 | WC Points | Diff. |
|------|----------|-----------------------|----------|-----|-----|-----|-----|-----|-----|-----|-----|-----|-----|-----|-----------|-------|
| 1 | 422304 | KRISTOFFERSEN Henrik | NOR | 80 | 40 | 100 | 50 | 45 | 60 | 60 | - | 32 | 100 | 45 | 612 | |
| 2 | 512182 | MEILLARD Loic | SUI | 60 | 45 | 60 | 80 | 80 | - | 45 | - | 45 | 50 | 100 | 565 | 47 |
| 3 | 6190403 | NOEL Clement | FRA | 100 | 100 | - | 40 | - | 100 | 24 | 100 | - | 26 | 36 | 526 | 86 |
| 4 | 422507 | HAUGAN Timon | NOR | 18 | 29 | 32 | 100 | - | 20 | 80 | - | 100 | 80 | 50 | 509 | 103 |
| 5 | 422732 | McGRATH Atle Lie | NOR | 22 | 60 | 80 | 60 | - | - | 100 | - | 40 | 32 | 80 | 474 | 138 |
| 6 | 422729 | PINHEIRO BRAAT. | BRA | 50 | - | 50 | 22 | 29 | 80 | 22 | 60 | - | - | 60 | 373 | 239 |
| 7 | 54444 | GSTREIN Fabio | AUT | - | 29 | 13 | - | 26 | 45 | 18 | 32 | 60 | 36 | 40 | 299 | 313 |
| 8 | 512203 | NEF Tanguy | SUI | 45 | 9 | - | 9 | 16 | 32 | 50 | 36 | 24 | 45 | 32 | 298 | 314 |
| 9 | 54063 | FELLER Manuel | AUT | - | - | 50 | 36 | - | - | 32 | 29 | 80 | 60 | - | 287 | 325 |
| 10 | 202451 | STRASSER Linus | GER | 36 | - | - | - | 40 | 50 | 20 | 45 | 50 | - | 24 | 265 | 347 |
| 11 | 6190558 | AMIEZ Steven | FRA | 40 | 50 | - | - | 50 | 40 | 14 | 4 | 36 | 8 | - | 242 | 370 |
| 12 | 92720 | POPOV Albert | BUL | 13 | 13 | - | 26 | 100 | 15 | 26 | 18 | - | 18 | - | 229 | 383 |
| 13 | 380377 | KOLEGA Samuel | CRO | 29 | 15 | 40 | 45 | 60 | - | 8 | 6 | 11 | - | 12 | 226 | 386 |
| 14 | 511996 | YULE Daniel | SUI | 9 | 20 | 11 | 29 | 36 | 22 | 40 | 24 | 18 | - | 8 | 217 | 395 |
| 15 | 220689 | RYDING Dave | GBR | 15 | 36 | 29 | 32 | 18 | 4 | 12 | 15 | 15 | 7 | 14 | 197 | 415 |
| 16 | 502015 | JAKOBSEN Kristoffer | SWE | 24 | 80 | - | - | - | 9 | 11 | 50 | - | 14 | - | 188 | 424 |
| 17 | 6293171 | VINATZER Alex | ITA | - | 14 | 26 | - | - | 3 | - | 80 | 22 | 29 | - | 174 | 438 |
| 18 | 6532592 | RITCHIE Benjamin | USA | 20 | 10 | - | - | 32 | 10 | 13 | 10 | 29 | - | 18 | 142 | 470 |
| 19 | 193967 | MUFFAT-JEANDET Victor | FRA | - | - | 15 | - | 11 | 24 | - | 12 | 13 | 40 | 22 | 137 | 475 |
| 20 | 380335 | ZUBCIC Filip | CRO | 26 | - | 8 | 11 | - | 36 | 9 | 26 | 12 | 6 | - | 134 | 478 |
| 21 | 60253 | MARCHANT Armand | BEL | - | 24 | 24 | - | - | 12 | 16 | - | 26 | 20 | 9 | 131 | 481 |
| 22 | 6190543 | RASSAT Paco | FRA | - | 18 | - | 18 | 22 | - | 29 | 16 | 20 | - | - | 123 | 489 |
| 23 | 54252 | RASCHNER Dominik | AUT | 15 | 22 | - | - | 20 | - | 15 | 22 | - | 16 | - | 110 | 502 |
| 24 | 54170 | MATT Michael | AUT | 6 | 2 | 16 | 15 | - | 29 | 10 | - | - | 22 | 5 | 105 | 507 |
| 25 | 54093 | STROLZ Johannes | AUT | - | - | 18 | 12 | 24 | 16 | - | 22 | - | - | 11 | 103 | 509 |
| 26 | 422766 | STEEN OLSEN Alexander | NOR | 32 | 16 | - | 13 | - | 18 | - | 5 | - | - | 13 | 97 | 515 |
| 27 | 54348 | PERTL Adrian | AUT | 16 | 11 | 20 | - | 15 | - | 7 | - | - | 11 | 6 | 86 | 526 |
| 28 | 54320 | SCHWARZ Marco | AUT | - | - | - | - | - | 6 | 36 | 40 | - | - | - | 82 | 530 |
| 29 | 511983 | AERNI Luca | SUI | - | 7 | 13 | 14 | - | 11 | - | - | 6 | 13 | 10 | 74 | 538 |
| 30 | 511899 | ROCHAT Marc | SUI | - | - | - | - | - | 26 | 6 | 11 | 10 | 15 | 3 | 71 | 541 |
| 31 | 380361 | RODES Istok | CRO | 5 | - | - | 5 | - | 8 | - | - | - | 24 | 20 | 62 | 550 |
| 32 | 6293252 | KASTLUNGER Tobias | ITA | - | 5 | 36 | 7 | - | - | 4 | - | 9 | - | - | 61 | 551 |
| 32 | 293797 | GROSS Stefano | ITA | - | 3 | 14 | - | 10 | 13 | - | - | 8 | 13 | - | 61 | 551 |
| 34 | 221236 | TAYLOR Laurie | GBR | - | 8 | 22 | - | - | - | - | 15 | 14 | - | - | 59 | 553 |
| 35 | 511902 | ZENHAEUSERN Ramon | SUI | 11 | 1 | - | - | - | - | - | 8 | - | 11 | 26 | 57 | 555 |
| 36 | 180919 | HALLBERG Eduard | FIN | 7 | 32 | - | - | - | - | - | - | 16 | - | - | 55 | 557 |
| 36 | 221223 | MAJOR Billy | GBR | - | - | - | - | - | 5 | 5 | - | 7 | 9 | 29 | 55 | 557 |
| 38 | 6532163 | SEYMOUR Jett | USA | - | - | 10 | 20 | - | 14 | - | - | - | - | 4 | 48 | 564 |
| 39 | 502617 | AX SWARTZ Fabian | SWE | - | 4 | - | 24 | 13 | - | - | - | - | - | - | 41 | 571 |
| 40 | 60261 | MAES Sam | BEL | - | - | - | - | 14 | - | 2 | - | - | 5 | 15 | 36 | 576 |
| 41 | 54630 | STURM Joshua | AUT | 10 | 6 | - | 8 | - | - | - | - | - | - | 7 | 31 | 581 |
| 42 | 390044 | LAINÉ Tormis | EST | 4 | - | 9 | - | - | 7 | - | 7 | - | - | - | 27 | 585 |
| 43 | 491879 | SALARICH Joaquim | ESP | - | - | - | 16 | - | - | - | - | - | - | - | 16 | 596 |
| 43 | 422899 | SANDVIK Oscar Andreas | NOR | - | - | - | - | - | - | - | - | - | - | 16 | 16 | 596 |
| 45 | 6190909 | DESGRIPPES Hugo | FRA | - | - | - | - | - | - | - | 13 | - | - | - | 13 | 599 |
| 46 | 422082 | FOSS-SOLEVAAG S | NOR | 12 | - | - | - | - | - | - | - | - | - | - | 12 | 600 |
| 46 | 6531063 | GINNIS Aj | GRE | - | 12 | - | - | - | - | - | - | - | - | - | 12 | 600 |
| 46 | 502691 | WISSTING Gustav | SWE | - | - | - | - | 12 | - | - | - | - | - | - | 12 | 600 |
| 49 | 103729 | READ Erik | CAN | - | - | - | - | - | - | - | 10 | - | - | - | 10 | 602 |

Hafjell (NOR)

11th Men's Slalom



FIS WORLD CUP STANDINGS



Number of Competitors: 53, Number of NSAs: 18

| Rank | FIS Code | Name | NSA Code | 1 | 2 | 3 | 4 | 5 | 6 | 7 | 8 | 9 | 10 | 11 | WC Points | Diff. |
|------|----------|----------------------|----------|---|---|---|----|---|---|---|---|---|----|----|-----------|-------|
| 49 | 6291430 | MAURBERGER Simon | ITA | - | - | - | 10 | - | - | - | - | - | - | - | 10 | 602 |
| 51 | 202615 | TREMMELE Anton | GER | - | - | - | 6 | - | - | 3 | - | - | - | - | 9 | 603 |
| 52 | 422803 | SOLBERG Eirik Hystad | NOR | 8 | - | - | - | - | - | - | - | - | - | - | 8 | 604 |
| 53 | 6532084 | RADAMUS River | USA | - | - | - | 4 | - | - | - | - | - | - | - | 4 | 608 |

| | | | | |
|----------------|-----------|-------|------------|--------------|
| Legend: | | | | |
| - | No points | Diff. | Difference | WC World Cup |

Hafjell (NOR)

11th Men's Slalom

OVERALL FIS WORLD CUP STANDINGS

Number of Competitors: 154, Number of NSAs: 25

| Rank | FIS Code | Name | NSA Code | WC Points | Diff. | DH 8 races | SL 11 races | GS 8 races | SG 7 races |
|------|----------|-----------------------|----------|-----------|-------|---------------|----------------|---------------|---------------|
| 1 | 512269 | ODERMATT Marco | SUI | 1596 | | 605 (1) | - | 500 (1) | 491 (1) |
| 2 | 422304 | KRISTOFFERSEN Henrik | NOR | 1006 | 590 | - | 612 (1) | 394 (2) | - |
| 3 | 512182 | MEILLARD Loic | SUI | 931 | 665 | - | 565 (2) | 334 (4) | 32 (34) |
| 4 | 512471 | von ALLMEN Franjo | SUI | 776 | 820 | 522 (2) | - | - | 254 (6) |
| 5 | 422507 | HAUGAN Timon | NOR | 689 | 907 | - | 509 (4) | 180 (14) | - |
| 6 | 422732 | McGRATH Atle Lie | NOR | 668 | 928 | - | 474 (5) | 194 (12) | - |
| 7 | 422729 | PINHEIRO BRAAT. | BRA | 664 | 932 | - | 373 (6) | 291 (5) | - |
| 8 | 512408 | MONNEY Alexis | SUI | 567 | 1029 | 327 (3) | - | - | 240 (7) |
| 9 | 6190403 | NOEL Clement | FRA | 526 | 1070 | - | 526 (3) | - | - |
| 10 | 291459 | PARIS Dominik | ITA | 524 | 1072 | 262 (6) | - | - | 262 (4) |
| 11 | 512038 | ROGENTIN Stefan | SUI | 505 | 1091 | 234 (8) | - | - | 271 (3) |
| 12 | 53980 | KRIECHMAYR Vincent | AUT | 459 | 1137 | 178 (11) | - | - | 281 (2) |
| 13 | 104531 | CRAWFORD James | CAN | 452 | 1144 | 270 (5) | - | - | 182 (9) |
| 14 | 422766 | STEEN OLSEN Alexander | NOR | 443 | 1153 | - | 97 (26) | 346 (3) | - |
| 15 | 561310 | HROBAT Miha | SLO | 440 | 1156 | 320 (4) | - | - | 120 (16) |
| 16 | 990081 | CASSE Mattia | ITA | 382 | 1214 | 122 (17) | - | - | 260 (5) |
| 17 | 511896 | MURISIER Justin | SUI | 381 | 1215 | 257 (7) | - | 14 (43) | 110 (18) |
| 18 | 380335 | ZUBCIC Filip | CRO | 378 | 1218 | - | 134 (20) | 244 (7) | - |
| 19 | 194858 | ALLEGRE Nils | FRA | 345 | 1251 | 193 (10) | - | - | 152 (10) |
| 20 | 104537 | ALEXANDER Cameron | CAN | 338 | 1258 | 194 (9) | - | - | 144 (12) |
| 21 | 54063 | FELLER Manuel | AUT | 321 | 1275 | - | 287 (9) | 34 (33) | - |
| 22 | 54444 | GSTREIN Fabio | AUT | 299 | 1297 | - | 299 (7) | - | - |
| 23 | 512203 | NEF Tanguy | SUI | 298 | 1298 | - | 298 (8) | - | - |
| 24 | 511638 | TUMLER Thomas | SUI | 278 | 1318 | - | - | 278 (6) | - |
| 25 | 6530319 | COCHRAN-SIEGLE Ryan | USA | 276 | 1320 | 176 (12) | - | - | 100 (20) |
| 26 | 202451 | STRASSER Linus | GER | 274 | 1322 | - | 265 (10) | 9 (49) | - |
| 27 | 6293171 | VINATZER Alex | ITA | 272 | 1324 | - | 174 (17) | 98 (21) | - |
| 28 | 422310 | SEJERSTED Adri. | NOR | 266 | 1330 | 144 (14) | - | - | 122 (14) |
| 29 | 422707 | MOELLER Fredrik | NOR | 262 | 1334 | 28 (37) | - | - | 234 (8) |
| 30 | 6532084 | RADAMUS River | USA | 250 | 1346 | - | 4 (53) | 196 (11) | 50 (26) |
| 31 | 54445 | HAASER Raphael | AUT | 245 | 1351 | 6 (55) | - | 94 (22) | 145 (11) |
| 32 | 6190558 | AMIEZ Steven | FRA | 242 | 1354 | - | 242 (11) | - | - |
| 33 | 561244 | KRANJEC Zan | SLO | 241 | 1355 | - | - | 241 (8) | - |
| 34 | 54027 | BRENNSTEINER Stefan | AUT | 239 | 1357 | - | - | 239 (9) | - |
| 35 | 54609 | EICHBERGER Stefan | AUT | 230 | 1366 | 129 (15) | - | - | 101 (19) |
| 36 | 92720 | POPOV Albert | BUL | 229 | 1367 | - | 229 (12) | - | - |
| 37 | 380377 | KOLEGA Samuel | CRO | 226 | 1370 | - | 226 (13) | - | - |
| 38 | 511996 | YULE Daniel | SUI | 217 | 1379 | - | 217 (14) | - | - |
| 39 | 53975 | HEMETSBERGER Daniel | AUT | 209 | 1387 | 122 (17) | - | - | 87 (22) |
| 40 | 990116 | de ALIPRANDINI Luca | ITA | 208 | 1388 | - | - | 208 (10) | - |
| 41 | 54320 | SCHWARZ Marco | AUT | 203 | 1393 | - | 82 (28) | 121 (18) | - |
| 41 | 54371 | BABINSKY Stefan | AUT | 203 | 1393 | 121 (19) | - | - | 82 (23) |
| 43 | 220689 | RYDING Dave | GBR | 197 | 1399 | - | 197 (15) | - | - |
| 44 | 511983 | AERNI Luca | SUI | 194 | 1402 | - | 74 (29) | 120 (20) | - |
| 45 | 6530104 | BENNETT Bryce | USA | 190 | 1406 | 164 (13) | - | - | 26 (40) |
| 46 | 502015 | JAKOBSEN Kristoffer | SWE | 188 | 1408 | - | 188 (16) | - | - |
| 47 | 54359 | FEURSTEIN Patrick | AUT | 181 | 1415 | - | - | 181 (13) | - |
| 48 | 54628 | FEURSTEIN Lukas | AUT | 168 | 1428 | - | - | 32 (34) | 136 (13) |
| 49 | 194935 | FAVROT Thibaut | FRA | 162 | 1434 | - | - | 162 (15) | - |
| 50 | 6293831 | FRANZONI Giovanni | ITA | 161 | 1435 | 40 (32) | - | - | 121 (15) |
| 51 | 60261 | MAES Sam | BEL | 157 | 1439 | - | 36 (40) | 121 (18) | - |
| 52 | 20398 | VERDU Joan | AND | 153 | 1443 | - | - | 153 (16) | - |
| 53 | 6190628 | ANGUENOT Leo | FRA | 143 | 1453 | - | - | 143 (17) | - |
| 53 | 151238 | ZABYSTRAN Jan | CZE | 143 | 1453 | 46 (30) | - | - | 97 (21) |
| 55 | 193967 | MUFFAT-JEANDET Victor | FRA | 142 | 1454 | - | 137 (19) | 5 (53) | - |
| 55 | 6532592 | RITCHIE Benjamin | USA | 142 | 1454 | - | 142 (18) | - | - |
| 57 | 934643 | GOLDBERG Jared | USA | 141 | 1455 | 28 (37) | - | - | 113 (17) |
| 57 | 6291625 | SCHIEDER Florian | ITA | 141 | 1455 | 128 (16) | - | - | 13 (50) |
| 59 | 512281 | ROESTI Lars | SUI | 131 | 1465 | 99 (21) | - | - | 32 (34) |
| 59 | 60253 | MARCHANT Armand | BEL | 131 | 1465 | - | 131 (21) | - | - |
| 61 | 194873 | SARRAZIN Cyprien | FRA | 126 | 1470 | 43 (31) | - | 3 (55) | 80 (24) |
| 62 | 511852 | CAVIEZEL Gino | SUI | 125 | 1471 | - | - | 89 (23) | 36 (33) |
| 63 | 6190543 | RASSAT Paco | FRA | 123 | 1473 | - | 123 (22) | - | - |
| 64 | 51215 | BAUMANN Romed | GER | 111 | 1485 | 62 (25) | - | - | 49 (28) |

Hafjell (NOR)

11th Men's Slalom


OVERALL FIS WORLD CUP STANDINGS

Number of Competitors: 154, Number of NSAs: 25

| Rank | FIS Code | Name | NSA Code | WC Points | Diff. | DH 8 races | SL 11 races | GS 8 races | SG 7 races |
|------|----------|-----------------------|----------|-----------|-------|---------------|----------------|---------------|---------------|
| 65 | 54252 | RASCHNER Dominik | AUT | 110 | 1486 | - | 110 (23) | - | - |
| 66 | 194167 | MUZATON Maxence | FRA | 105 | 1491 | 105 (20) | - | - | - |
| 66 | 54170 | MATT Michael | AUT | 105 | 1491 | - | 105 (24) | - | - |
| 68 | 54093 | STROLZ Johannes | AUT | 103 | 1493 | - | 103 (25) | - | - |
| 69 | 180877 | LEHTO Elian | FIN | 97 | 1499 | 70 (22) | - | - | 27 (39) |
| 69 | 293006 | INNERHOFER Christof | ITA | 97 | 1499 | 38 (34) | - | - | 59 (25) |
| 71 | 194298 | GIEZENDANNER Blaise | FRA | 89 | 1507 | 39 (33) | - | - | 50 (26) |
| 71 | 54005 | STRIEDINGER Otmar | AUT | 89 | 1507 | 64 (24) | - | - | 25 (42) |
| 73 | 104272 | SEGER Brodie | CAN | 87 | 1509 | 66 (23) | - | - | 21 (45) |
| 73 | 192746 | THEAUX Adrien | FRA | 87 | 1509 | 57 (28) | - | - | 30 (36) |
| 75 | 54348 | PERTL Adrian | AUT | 86 | 1510 | - | 86 (27) | - | - |
| 76 | 202883 | GRAMMEL Anton | GER | 81 | 1515 | - | - | 81 (24) | - |
| 77 | 194364 | PINTURALT Alexis | FRA | 74 | 1522 | - | - | 48 (26) | 26 (40) |
| 78 | 511899 | ROCHAT Marc | SUI | 71 | 1525 | - | 71 (30) | - | - |
| 78 | 390044 | LAINE Tormis | EST | 71 | 1525 | - | 27 (42) | 44 (29) | - |
| 80 | 512228 | KOHLER Marco | SUI | 68 | 1528 | 59 (26) | - | - | 9 (51) |
| 81 | 501987 | MONSEN Felix | SWE | 65 | 1531 | 20 (45) | - | - | 45 (30) |
| 82 | 380361 | RODES Istok | CRO | 62 | 1534 | - | 62 (31) | - | - |
| 83 | 6293252 | KASTLUNGER Tobias | ITA | 61 | 1535 | - | 61 (32) | - | - |
| 83 | 293797 | GROSS Stefano | ITA | 61 | 1535 | - | 61 (32) | - | - |
| 85 | 221236 | TAYLOR Laurie | GBR | 59 | 1537 | - | 59 (34) | - | - |
| 86 | 561397 | NARALOCNIK Nejc | SLO | 58 | 1538 | 58 (27) | - | - | - |
| 87 | 511902 | ZENHAEUSERN Ramon | SUI | 57 | 1539 | - | 57 (35) | - | - |
| 88 | 180919 | HALLBERG Eduard | FIN | 55 | 1541 | - | 55 (36) | - | - |
| 88 | 221223 | MAJOR Billy | GBR | 55 | 1541 | - | 55 (36) | - | - |
| 90 | 202597 | SCHMID Alexander | GER | 53 | 1543 | - | - | 53 (25) | - |
| 91 | 561255 | CATER Martin | SLO | 52 | 1544 | 50 (29) | - | - | 2 (57) |
| 92 | 6190176 | BAILLET Matthieu | FRA | 50 | 1546 | 27 (40) | - | - | 23 (44) |
| 93 | 6190687 | LORIENT Florian | FRA | 49 | 1547 | - | - | - | 49 (28) |
| 93 | 6532123 | NEGOMIR Kyle | USA | 49 | 1547 | 6 (55) | - | - | 43 (31) |
| 95 | 6532163 | SEYMOUR Jett | USA | 48 | 1548 | - | 48 (38) | - | - |
| 95 | 422278 | WINDINGSTAD Rasmus | NOR | 48 | 1548 | - | - | 47 (27) | 1 (59) |
| 97 | 203096 | VOGT Luis | GER | 46 | 1550 | 28 (37) | - | - | 18 (47) |
| 98 | 6293775 | DELLA VITE Filippo | ITA | 45 | 1551 | - | - | 45 (28) | - |
| 98 | 104468 | READ Jeffrey | CAN | 45 | 1551 | 3 (59) | - | - | 42 (32) |
| 100 | 202829 | GRATZ Fabian | GER | 43 | 1553 | - | - | 43 (30) | - |
| 101 | 502617 | AX SWARTZ Fabian | SWE | 41 | 1555 | - | 41 (39) | - | - |
| 101 | 6190179 | ALPHAND Nils | FRA | 41 | 1555 | 35 (35) | - | - | 6 (53) |
| 101 | 6292783 | MOLTENI Nicolo | ITA | 41 | 1555 | 22 (42) | - | - | 19 (46) |
| 104 | 6531520 | MORSE Sam | USA | 40 | 1556 | 34 (36) | - | - | 6 (53) |
| 105 | 54438 | PLOIER Andreas | AUT | 38 | 1558 | 10 (47) | - | - | 28 (38) |
| 106 | 202909 | STOCKINGER Jonas | GER | 37 | 1559 | - | - | 37 (31) | - |
| 107 | 990048 | BORSOTTI Giovanni | ITA | 35 | 1561 | - | - | 35 (32) | - |
| 108 | 6191334 | ELEZI CANNAFER. | FRA | 32 | 1564 | - | - | 32 (34) | - |
| 109 | 54630 | STURM Joshua | AUT | 31 | 1565 | - | 31 (41) | - | - |
| 110 | 54157 | DANKLMAIER Daniel | AUT | 29 | 1567 | - | - | - | 29 (37) |
| 111 | 54528 | HACKER Felix | AUT | 28 | 1568 | 10 (47) | - | - | 18 (47) |
| 112 | 6291053 | ZAZZI Pietro | ITA | 24 | 1572 | - | - | - | 24 (43) |
| 112 | 54538 | RIESER Stefan | AUT | 24 | 1572 | 24 (41) | - | - | - |
| 114 | 531799 | FORD Tommy | USA | 23 | 1573 | - | - | 23 (36) | - |
| 115 | 202762 | JOCHER Simon | GER | 22 | 1574 | 22 (42) | - | - | - |
| 115 | 512549 | HILTBRAND Livio | SUI | 22 | 1574 | 22 (42) | - | - | - |
| 115 | 502433 | HANSSON William | SWE | 22 | 1574 | - | - | 22 (37) | - |
| 118 | 103729 | READ Erik | CAN | 21 | 1575 | - | 10 (49) | 11 (47) | - |
| 119 | 6191539 | VITALE Flavio | FRA | 20 | 1576 | - | - | 20 (38) | - |
| 120 | 202437 | LUITZ Stefan | GER | 19 | 1577 | - | - | 19 (39) | - |
| 121 | 6293445 | ALLIOD Benjamin | ITA | 18 | 1578 | 18 (46) | - | - | - |
| 121 | 54631 | ZWISCHENBRUGGER Noel | AUT | 18 | 1578 | - | - | 18 (40) | - |
| 123 | 6531928 | KENNEY Patrick | USA | 17 | 1579 | - | - | 17 (41) | - |
| 124 | 104539 | SEGER Riley | CAN | 16 | 1580 | - | - | - | 16 (49) |
| 124 | 491879 | SALARICH Joaquim | ESP | 16 | 1580 | - | 16 (43) | - | - |
| 124 | 422899 | SANDVIK Oscar Andreas | NOR | 16 | 1580 | - | 16 (43) | - | - |
| 124 | 512424 | JANUTIN Fadri | SUI | 16 | 1580 | - | - | 16 (42) | - |
| 124 | 54733 | WIESER Vincent | AUT | 16 | 1580 | 8 (51) | - | - | 8 (52) |

Hafjell (NOR)

11th Men's Slalom


OVERALL FIS WORLD CUP STANDINGS

Number of Competitors: 154, Number of NSAs: 25

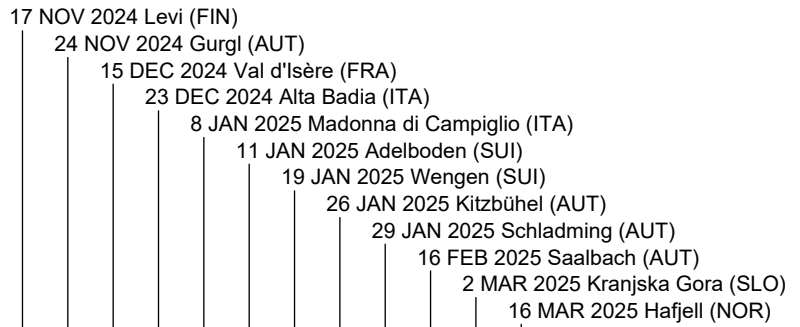
| Rank | FIS Code | Name | NSA Code | WC Points | Diff. | DH 8 races | SL 11 races | GS 8 races | SG 7 races |
|------|----------|----------------------|----------|-----------|-------|---------------|----------------|---------------|---------------|
| 129 | 422954 | BAKKEVIG Rasmus | NOR | 14 | 1582 | - | - | 14 (43) | - |
| 130 | 6190909 | DESGRIPPES Hugo | FRA | 13 | 1583 | - | 13 (45) | - | - |
| 130 | 700879 | ZAMPA Andreas | SVK | 13 | 1583 | - | - | 13 (45) | - |
| 132 | 422082 | FOSS-SOLEVAAG S | NOR | 12 | 1584 | - | 12 (46) | - | - |
| 132 | 6531063 | GINNIS Aj | GRE | 12 | 1584 | - | 12 (46) | - | - |
| 132 | 502691 | WISSTING Gustav | SWE | 12 | 1584 | - | 12 (46) | - | - |
| 132 | 930024 | MAPLE Wiley | USA | 12 | 1584 | 10 (47) | - | - | 2 (57) |
| 132 | 6190793 | PARAND Loevan | FRA | 12 | 1584 | - | - | 12 (46) | - |
| 137 | 54481 | TRANINGER Manuel | AUT | 11 | 1585 | 5 (57) | - | - | 6 (53) |
| 138 | 54080 | NEUMAYER Christopher | AUT | 10 | 1586 | 10 (47) | - | - | - |
| 138 | 6291430 | MAURBERGER Simon | ITA | 10 | 1586 | - | 10 (49) | - | - |
| 138 | 6190876 | ORECCHIONI Diego | FRA | 10 | 1586 | - | - | 10 (48) | - |
| 141 | 202615 | TREMMELE Anton | GER | 9 | 1587 | - | 9 (51) | - | - |
| 142 | 6531444 | ARVIDSSON Erik | USA | 8 | 1588 | 8 (51) | - | - | - |
| 142 | 110324 | von APPEN Henrik | CHI | 8 | 1588 | 8 (51) | - | - | - |
| 142 | 53831 | HIRSCHER Marcel | NED | 8 | 1588 | - | - | 8 (50) | - |
| 142 | 422803 | SOLBERG Eirik Hystad | NOR | 8 | 1588 | - | 8 (52) | - | - |
| 146 | 512275 | METTLER Josua | SUI | 7 | 1589 | 7 (54) | - | - | - |
| 146 | 6532354 | GILE Bridger | USA | 7 | 1589 | - | - | 7 (51) | - |
| 146 | 6291725 | ZINGERLE Hannes | ITA | 7 | 1589 | - | - | 7 (51) | - |
| 149 | 350095 | PIFFNER Marco | LIE | 4 | 1592 | 4 (58) | - | - | - |
| 149 | 512301 | SIMONET Livio | SUI | 4 | 1592 | - | - | 4 (54) | - |
| 149 | 512303 | BOISSET Arnaud | SUI | 4 | 1592 | - | - | - | 4 (56) |
| 152 | 422822 | WAHLQVIST Jesper | NOR | 3 | 1593 | - | - | 3 (55) | - |
| 153 | 501898 | ROENNGREN Mattias | SWE | 2 | 1594 | - | - | 2 (57) | - |
| 154 | 6293164 | FRANZOSO Matteo | ITA | 1 | 1595 | - | - | - | 1 (59) |

| | | | | | | | |
|----------------|-----------|----|----------|-------|------------|----|--------------|
| Legend: | | | | | | | |
| - | No points | DH | Downhill | Diff. | Difference | GS | Giant Slalom |
| SG | Super-G | SL | Slalom | WC | World Cup | | |

Hafjell (NOR)

11th Men's Slalom

FIS WCSL LIST



Number of Competitors: 58, Number of NSAs: 18

| Rank | FIS Code | Name | NSA Code | 1 | 2 | 3 | 4 | 5 | 6 | 7 | 8 | 9 | 10 | 11 | 12 | Base | - X | + Y = | WCSL-SL |
|------|----------|-----------------------|----------|-----|-----|-----|-----|-----|-----|-----|-----|-----|-----|-----|-----|------|-----|-------|---------|
| 1 | 512182 | MEILLARD Loic | SUI | 60 | 45 | 60 | 80 | 80 | - | 45 | - | 45 | 100 | 50 | 100 | 409 | 378 | 665 | 696 |
| 2 | 422304 | KRISTOFFERSEN Henrik | NOR | 80 | 40 | 100 | 50 | 45 | 60 | 60 | - | 32 | 20 | 100 | 45 | 359 | 331 | 632 | 660 |
| 3 | 422507 | HAUGAN Timon | NOR | 18 | 29 | 32 | 100 | - | 20 | 80 | - | 100 | 45 | 80 | 50 | 450 | 415 | 554 | 589 |
| 4 | 422732 | McGRATH Atle Lie | NOR | 22 | 60 | 80 | 60 | - | - | 100 | - | 40 | 80 | 32 | 80 | 215 | 198 | 554 | 571 |
| 5 | 6190403 | NOEL Clement | FRA | 100 | 100 | - | 40 | - | 100 | 24 | 100 | - | - | 26 | 36 | 397 | 366 | 526 | 557 |
| 6 | 422729 | PINHEIRO BRAAT. | BRA | 50 | - | 50 | 22 | 29 | 80 | 22 | 60 | - | 20 | - | 60 | - | - | 393 | 393 |
| 7 | 54063 | FELLER Manuel | AUT | - | - | 50 | 36 | - | 32 | 29 | 80 | 50 | 60 | - | - | 715 | 660 | 337 | 392 |
| 8 | 202451 | STRASSER Linus | GER | 36 | - | - | - | 40 | 50 | 20 | 45 | 50 | 60 | - | 24 | 526 | 486 | 325 | 365 |
| 9 | 54444 | GSTREIN Fabio | AUT | - | 29 | 13 | - | 26 | 45 | 18 | 32 | 60 | 24 | 36 | 40 | 194 | 179 | 323 | 338 |
| 10 | 512203 | NEF Tanguy | SUI | 45 | 9 | - | 9 | 16 | 32 | 50 | 36 | 24 | 29 | 45 | 32 | 53 | 49 | 327 | 331 |
| 11 | 6190558 | AMIEZ Steven | FRA | 40 | 50 | - | - | 50 | 40 | 14 | 4 | 36 | 36 | 8 | - | 183 | 169 | 278 | 292 |
| 12 | 380377 | KOLEGA Samuel | CRO | 29 | 15 | 40 | 45 | 60 | - | 8 | 6 | 11 | 26 | - | 12 | 134 | 124 | 252 | 262 |
| 13 | 220689 | RYDING Dave | GBR | 15 | 36 | 29 | 32 | 18 | 4 | 12 | 15 | 15 | 40 | 7 | 14 | 288 | 266 | 237 | 259 |
| 14 | 511996 | YULE Daniel | SUI | 9 | 20 | 11 | 29 | 36 | 22 | 40 | 24 | 18 | - | - | 8 | 288 | 266 | 217 | 239 |
| 15 | 92720 | POPOV Albert | BUL | 13 | 13 | - | 26 | 100 | 15 | 26 | 18 | - | - | 18 | - | 111 | 102 | 229 | 238 |
| 16 | 502015 | JAKOBSEN Kristoffer | SWE | 24 | 80 | - | - | - | 9 | 11 | 50 | - | - | 14 | - | 217 | 200 | 188 | 205 |
| 17 | 6293171 | VINATZER Alex | ITA | - | 14 | 26 | - | - | 3 | - | 80 | 22 | - | 29 | - | 145 | 134 | 174 | 185 |
| 18 | 54252 | RASCHNER Dominik | AUT | 15 | 22 | - | - | 20 | - | 15 | 22 | - | 32 | 16 | - | 179 | 165 | 142 | 156 |
| 19 | 6532592 | RITCHIE Benjamin | USA | 20 | 10 | - | - | 32 | 10 | 13 | 10 | 29 | - | - | 18 | 23 | 21 | 142 | 144 |
| 20 | 380335 | ZUBCIC Filip | CRO | 26 | - | 8 | 11 | - | 36 | 9 | 26 | 12 | - | 6 | - | 64 | 59 | 134 | 139 |
| 21 | 193967 | MUFFAT-JEANDET Victor | FRA | - | - | 15 | - | 11 | 24 | - | 12 | 13 | - | 40 | 22 | - | - | 137 | 137 |
| 22 | 60253 | MARCHANT Armand | BEL | - | 24 | 24 | - | - | 12 | 16 | - | 26 | - | 20 | 9 | 48 | 44 | 131 | 135 |
| 23 | 6190543 | RASSAT Paco | FRA | - | 18 | - | 18 | 22 | - | 29 | 16 | 20 | - | - | - | 31 | 29 | 123 | 125 |
| 24 | 54093 | STROLZ Johannes | AUT | - | - | 18 | 12 | 24 | 16 | - | 22 | - | - | - | 11 | 183 | 169 | 103 | 117 |
| 25 | 54170 | MATT Michael | AUT | 6 | 2 | 16 | 15 | - | 29 | 10 | - | - | - | 22 | 5 | 129 | 119 | 105 | 115 |
| 26 | 422766 | STEEN OLSEN Alexander | NOR | 32 | 16 | - | 13 | - | 18 | - | 5 | - | - | - | 13 | 116 | 107 | 97 | 106 |
| 27 | 54320 | SCHWARZ Marco | AUT | - | - | - | - | - | 6 | 36 | 40 | - | - | - | - | 183 | 169 | 82 | 96 |
| 28 | 511899 | ROCHAT Marc | SUI | - | - | - | - | - | 26 | 6 | 11 | 10 | - | 15 | 3 | 258 | 238 | 71 | 91 |
| 29 | 54348 | PERTL Adrian | AUT | 16 | 11 | 20 | - | 15 | - | 7 | - | - | - | 11 | 6 | 47 | 43 | 86 | 90 |
| 30 | 511983 | AERNI Luca | SUI | - | 7 | 13 | 14 | - | 11 | - | - | 6 | - | 13 | 10 | 138 | 127 | 74 | 85 |
| 31 | 180919 | HALLBERG Eduard | FIN | 7 | 32 | - | - | - | - | - | - | 16 | 22 | - | - | - | - | 77 | 77 |
| 32 | 221223 | MAJOR Billy | GBR | - | - | - | - | - | 5 | 5 | - | 7 | 16 | 9 | 29 | 48 | 44 | 71 | 75 |
| 33 | 380361 | RODES Istok | CRO | 5 | - | - | 5 | - | 8 | - | - | - | - | 24 | 20 | 85 | 78 | 62 | 69 |
| 34 | 6293252 | KASTLUNGER Tobias | ITA | - | 5 | 36 | 7 | - | - | 4 | - | 9 | - | - | - | 42 | 39 | 61 | 64 |
| 35 | 293797 | GROSS Stefano | ITA | - | 3 | 14 | - | 10 | 13 | - | - | 8 | - | 13 | - | 30 | 28 | 61 | 63 |
| 36 | 511902 | ZENHAEUSERN Ramon | SUI | 11 | 1 | - | - | - | - | - | 8 | - | - | 11 | 26 | 65 | 60 | 57 | 62 |
| 36 | 221236 | TAYLOR Laurie | GBR | - | 8 | 22 | - | - | - | - | 15 | 14 | - | - | - | 44 | 41 | 59 | 62 |
| 38 | 6532163 | SEYMOUR Jett | USA | - | - | 10 | 20 | - | 14 | - | - | - | - | - | 4 | 25 | 23 | 48 | 50 |
| 39 | 502617 | AX SWARTZ Fabian | SWE | - | 4 | - | 24 | 13 | - | - | - | - | - | - | - | 11 | 10 | 41 | 42 |
| 40 | 60261 | MAES Sam | BEL | - | - | - | - | 14 | - | 2 | - | - | - | 5 | 15 | 25 | 23 | 36 | 38 |
| 41 | 54630 | STURM Joshua | AUT | 10 | 6 | - | 8 | - | - | - | - | - | - | - | 7 | 16 | 15 | 31 | 32 |
| 42 | 390044 | LAINÉ Tomis | EST | 4 | - | 9 | - | - | 7 | - | 7 | - | - | - | - | - | - | 27 | 27 |
| 43 | 6531063 | GINNIS Aj | GRE | - | 12 | - | - | - | - | - | - | - | - | - | - | 115 | 106 | 12 | 21 |
| 44 | 491879 | SALARICH Joaquim | ESP | - | - | - | 16 | - | - | - | - | - | - | - | - | 6 | 6 | 16 | 16 |
| 44 | 422899 | SANDVIK Oscar Andreas | NOR | - | - | - | - | - | - | - | - | - | - | - | 16 | - | - | 16 | 16 |
| 46 | 422082 | FOSS-SOLEVAAG S | NOR | 12 | - | - | - | - | - | - | - | - | - | - | - | 34 | 31 | 12 | 15 |
| 47 | 6190909 | DESGRIPPES Hugo | FRA | - | - | - | - | - | - | - | 13 | - | - | - | - | 7 | 6 | 13 | 14 |
| 48 | 502691 | WISTING Gustav | SWE | - | - | - | - | 12 | - | - | - | - | - | - | - | - | - | 12 | 12 |

Hafjell (NOR)

11th Men's Slalom

FIS WCSL LIST



Number of Competitors: 58, Number of NSAs: 18

| Rank | FIS Code | Name | NSA Code | 1 | 2 | 3 | 4 | 5 | 6 | 7 | 8 | 9 | 10 | 11 | 12 | Base | - X | + Y = | WCSL-SL |
|------|----------|----------------------|----------|---|---|---|----|---|---|---|----|---|----|----|----|------|-----|-------|---------|
| 48 | 6291574 | SALA Tommaso | ITA | - | - | - | - | - | - | - | - | - | - | - | - | 158 | 146 | - | 12 |
| 50 | 103729 | READ Erik | CAN | - | - | - | - | - | - | - | 10 | - | - | - | - | 17 | 16 | 10 | 11 |
| 51 | 6291430 | MAURBERGER Simon | ITA | - | - | - | 10 | - | - | - | - | - | - | - | - | - | - | 10 | 10 |
| 51 | 202615 | TREMMELE Anton | GER | - | - | - | 6 | - | - | 3 | - | - | - | - | - | 18 | 17 | 9 | 10 |
| 53 | 422803 | SOLBERG Eirik Hystad | NOR | 8 | - | - | - | - | - | - | - | - | - | - | - | 13 | 12 | 8 | 9 |
| 54 | 202520 | HOLZMANN Sebastian | GER | - | - | - | - | - | - | - | - | - | - | - | - | 86 | 79 | - | 7 |
| 55 | 6532084 | RADAMUS River | USA | - | - | - | 4 | - | - | - | - | - | - | - | - | 12 | 11 | 4 | 5 |
| 55 | 194364 | PINTURAUULT Alexis | FRA | - | - | - | - | - | - | - | - | - | - | - | - | 64 | 59 | - | 5 |
| 57 | 491853 | del CAMPO HERN. | ESP | - | - | - | - | - | - | - | - | - | - | - | - | 34 | 31 | - | 3 |
| 58 | 54729 | PRAMSTALLER Kilian | AUT | - | - | - | - | - | - | - | - | - | - | - | - | 9 | 8 | - | 1 |

Number of Competitors per NSA in the top 60

| | | | | | | | | | | | |
|------|---|------|---|------|---|------|---|------|---|------|---|
| AUT: | 9 | BEL: | 2 | BRA: | 1 | BUL: | 1 | CAN: | 1 | CRO: | 3 |
| ESP: | 2 | EST: | 1 | FIN: | 1 | FRA: | 6 | GBR: | 3 | GER: | 3 |
| GRE: | 1 | ITA: | 5 | NOR: | 7 | SUI: | 6 | SWE: | 3 | USA: | 3 |

| Legend: | | | |
|---------|---|------|---|
| - | No points | Base | Last season FIS World Cup Start List points |
| WCSL-SL | FIS World Cup Start List points for Slalom | | |
| X | (Base/number of planned races in the current season) *(number of completed races in the current season) | | |
| Y | FIS World Cup points won in the current season | | |

Hafjell (NOR)

11th Men's Slalom

OVERALL FIS WCSL LIST

Number of Competitors: 175, Number of NSAs: 28

| Rank | FIS Code | Name | NSA Code | WCSL | Diff. | DH 9 races | SL 12 races | GS 9 races | SG 8 races |
|------|----------|-----------------------|----------|------|-------|---------------|----------------|---------------|---------------|
| 1 | 512269 | ODERMATT Marco | SUI | 1991 | | 705 (1) | - | 640 (1) | 646 (1) |
| 2 | 512182 | MEILLARD Loic | SUI | 1191 | 800 | - | 696 (1) | 441 (3) | 54 (29) |
| 3 | 422304 | KRISTOFFERSEN Henrik | NOR | 1125 | 866 | - | 660 (2) | 465 (2) | - |
| 4 | 512471 | von ALLMEN Franjo | SUI | 922 | 1069 | 632 (2) | - | - | 290 (5) |
| 5 | 422507 | HAUGAN Timon | NOR | 822 | 1169 | - | 589 (3) | 233 (12) | - |
| 6 | 422732 | McGRATH Atle Lie | NOR | 815 | 1176 | - | 571 (4) | 244 (11) | - |
| 7 | 422729 | PINHEIRO BRAAT. | BRA | 702 | 1289 | - | 393 (6) | 309 (6) | - |
| 8 | 291459 | PARIS Dominik | ITA | 666 | 1325 | 346 (4) | - | - | 320 (4) |
| 9 | 53980 | KRIECHMAYR Vincent | AUT | 664 | 1327 | 288 (7) | - | - | 376 (2) |
| 10 | 512408 | MONNEY Alexis | SUI | 639 | 1352 | 397 (3) | - | - | 242 (9) |
| 11 | 512038 | ROGENTIN Stefan | SUI | 593 | 1398 | 266 (9) | - | - | 327 (3) |
| 12 | 6190403 | NOEL Clement | FRA | 557 | 1434 | - | 557 (5) | - | - |
| 13 | 422766 | STEEN OLSEN Alexander | NOR | 485 | 1506 | - | 106 (26) | 379 (5) | - |
| 14 | 104531 | CRAWFORD James | CAN | 484 | 1507 | 285 (8) | - | 1 (62) | 198 (10) |
| 15 | 54445 | HAASER Raphael | AUT | 468 | 1523 | 8 (54) | - | 205 (15) | 255 (8) |
| 16 | 54063 | FELLER Manuel | AUT | 450 | 1541 | - | 392 (7) | 58 (27) | - |
| 17 | 511896 | MURISIER Justin | SUI | 448 | 1543 | 303 (6) | - | 22 (38) | 123 (17) |
| 17 | 561310 | HROBAT Miha | SLO | 448 | 1543 | 328 (5) | - | - | 120 (20) |
| 19 | 380335 | ZUBCIC Filip | CRO | 443 | 1548 | - | 139 (20) | 304 (7) | - |
| 20 | 990081 | CASSE Mattia | ITA | 415 | 1576 | 140 (18) | - | - | 275 (7) |
| 21 | 194858 | ALLEGRE Nils | FRA | 412 | 1579 | 239 (10) | - | - | 173 (12) |
| 22 | 511638 | TUMLER Thomas | SUI | 387 | 1604 | - | - | 387 (4) | - |
| 23 | 422310 | SEJERSTED Adri. | NOR | 385 | 1606 | 190 (14) | - | - | 195 (11) |
| 24 | 202451 | STRASSER Linus | GER | 375 | 1616 | - | 365 (8) | 10 (48) | - |
| 25 | 104537 | ALEXANDER Cameron | CAN | 369 | 1622 | 214 (13) | - | - | 155 (14) |
| 26 | 6530319 | COCHRAN-SIEGLE Ryan | USA | 364 | 1627 | 217 (11) | - | - | 147 (15) |
| 27 | 54444 | GSTREIN Fabio | AUT | 338 | 1653 | - | 338 (9) | - | - |
| 28 | 512203 | NEF Tanguy | SUI | 331 | 1660 | - | 331 (10) | - | - |
| 29 | 422707 | MOELLER Fredrik | NOR | 325 | 1666 | 44 (34) | - | 1 (62) | 280 (6) |
| 30 | 54320 | SCHWARZ Marco | AUT | 310 | 1681 | 4 (66) | 96 (27) | 195 (16) | 15 (53) |
| 31 | 6293171 | VINATZER Alex | ITA | 301 | 1690 | - | 185 (17) | 116 (22) | - |
| 32 | 561244 | KRANJEC Zan | SLO | 300 | 1691 | - | - | 300 (8) | - |
| 33 | 54371 | BABINSKY Stefan | AUT | 297 | 1694 | 161 (15) | - | - | 136 (16) |
| 34 | 6190558 | AMIEZ Steven | FRA | 292 | 1699 | - | 292 (11) | - | - |
| 35 | 6532084 | RADAMUS River | USA | 278 | 1713 | - | 5 (55) | 218 (13) | 55 (28) |
| 36 | 380377 | KOLEGA Samuel | CRO | 262 | 1729 | - | 262 (12) | - | - |
| 37 | 6530104 | BENNETT Bryce | USA | 261 | 1730 | 216 (12) | - | - | 45 (35) |
| 38 | 220689 | RYDING Dave | GBR | 259 | 1732 | - | 259 (13) | - | - |
| 39 | 53975 | HEMETSBERGER Daniel | AUT | 258 | 1733 | 161 (15) | - | - | 97 (23) |
| 40 | 54027 | BRENNSTEINER Stefan | AUT | 257 | 1734 | - | - | 257 (9) | - |
| 41 | 990116 | de ALIPRANDINI Luca | ITA | 254 | 1737 | - | - | 254 (10) | - |
| 42 | 511996 | YULE Daniel | SUI | 239 | 1752 | - | 239 (14) | - | - |
| 43 | 92720 | POPOV Albert | BUL | 238 | 1753 | - | 238 (15) | - | - |
| 44 | 54609 | EICHBERGER Stefan | AUT | 230 | 1761 | 129 (19) | - | - | 101 (22) |
| 45 | 194935 | FAVROT Thibaut | FRA | 218 | 1773 | - | - | 218 (13) | - |
| 46 | 511983 | AERNI Luca | SUI | 206 | 1785 | - | 85 (30) | 121 (21) | - |
| 47 | 502015 | JAKOBSEN Kristoffer | SWE | 205 | 1786 | - | 205 (16) | - | - |
| 48 | 194873 | SARRAZIN Cyprien | FRA | 202 | 1789 | 94 (23) | - | 3 (56) | 105 (21) |
| 49 | 54628 | FEURSTEIN Lukas | AUT | 201 | 1790 | - | - | 36 (34) | 165 (13) |
| 50 | 54359 | FEURSTEIN Patrick | AUT | 187 | 1804 | - | - | 187 (17) | - |
| 51 | 20398 | VERDU Joan | AND | 175 | 1816 | - | - | 175 (18) | - |
| 52 | 60261 | MAES Sam | BEL | 170 | 1821 | - | 38 (40) | 132 (20) | - |
| 53 | 6190628 | ANGUENOT Leo | FRA | 167 | 1824 | - | - | 167 (19) | - |
| 54 | 6293831 | FRANZONI Giovanni | ITA | 162 | 1829 | 40 (36) | - | - | 122 (18) |
| 55 | 6291625 | SCHIEDER Florian | ITA | 160 | 1831 | 147 (17) | - | - | 13 (54) |
| 56 | 54252 | RASCHNER Dominik | AUT | 159 | 1832 | - | 156 (18) | 3 (56) | - |
| 57 | 934643 | GOLDBERG Jared | USA | 157 | 1834 | 35 (38) | - | - | 122 (18) |
| 58 | 511852 | CAVIEZEL Gino | SUI | 156 | 1835 | - | - | 110 (23) | 46 (34) |
| 59 | 193967 | MUFFAT-JEANDET Victor | FRA | 145 | 1846 | - | 137 (21) | 8 (52) | - |
| 60 | 6532592 | RITCHIE Benjamin | USA | 144 | 1847 | - | 144 (19) | - | - |
| 60 | 151238 | ZABYSTRAN Jan | CZE | 144 | 1847 | 47 (32) | - | - | 97 (23) |
| 62 | 60253 | MARCHANT Armand | BEL | 135 | 1856 | - | 135 (22) | - | - |
| 63 | 512281 | ROESTI Lars | SUI | 132 | 1859 | 100 (21) | - | - | 32 (38) |
| 64 | 194364 | PINTURALT Alexis | FRA | 128 | 1863 | 4 (66) | 5 (55) | 72 (25) | 47 (32) |

Hafjell (NOR)

11th Men's Slalom

OVERALL FIS WCSL LIST

Number of Competitors: 175, Number of NSAs: 28

| Rank | FIS Code | Name | NSA Code | WCSL | Diff. | DH 9 races | SL 12 races | GS 9 races | SG 8 races |
|------|----------|----------------------|----------|------|-------|---------------|----------------|---------------|---------------|
| 65 | 6190543 | RASSAT Paco | FRA | 125 | 1866 | - | 125 (23) | - | - |
| 66 | 180877 | LEHTO Elian | FIN | 124 | 1867 | 95 (22) | - | - | 29 (40) |
| 67 | 54093 | STROLZ Johannes | AUT | 117 | 1874 | - | 117 (24) | - | - |
| 68 | 51215 | BAUMANN Romed | GER | 116 | 1875 | 66 (25) | - | - | 50 (31) |
| 69 | 194167 | MUZATON Maxence | FRA | 115 | 1876 | 115 (20) | - | - | - |
| 69 | 54170 | MATT Michael | AUT | 115 | 1876 | - | 115 (25) | - | - |
| 71 | 293006 | INNERHOFER Christof | ITA | 107 | 1884 | 45 (33) | - | - | 62 (27) |
| 72 | 202883 | GRAMMEL Anton | GER | 104 | 1887 | - | - | 104 (24) | - |
| 73 | 194298 | GIEZENDANNER Blaise | FRA | 102 | 1889 | 49 (31) | - | - | 53 (30) |
| 74 | 54005 | STRIEDINGER Otmar | AUT | 99 | 1892 | 72 (24) | - | - | 27 (43) |
| 75 | 104468 | READ Jeffrey | CAN | 97 | 1894 | 8 (54) | - | - | 89 (25) |
| 75 | 192746 | THEAUX Adrien | FRA | 97 | 1894 | 65 (27) | - | - | 32 (38) |
| 77 | 511899 | ROCHAT Marc | SUI | 91 | 1900 | - | 91 (28) | - | - |
| 78 | 54348 | PERTL Adrian | AUT | 90 | 1901 | - | 90 (29) | - | - |
| 79 | 104272 | SEGER Brodie | CAN | 87 | 1904 | 66 (25) | - | - | 21 (47) |
| 80 | 180919 | HALLBERG Eduard | FIN | 77 | 1914 | - | 77 (31) | - | - |
| 80 | 512228 | KOHLER Marco | SUI | 77 | 1914 | 65 (27) | - | - | 12 (56) |
| 82 | 561397 | NARALOCNIK Nejc | SLO | 76 | 1915 | 58 (29) | - | - | 18 (49) |
| 83 | 221223 | MAJOR Billy | GBR | 75 | 1916 | - | 75 (32) | - | - |
| 84 | 202597 | SCHMID Alexander | GER | 71 | 1920 | - | - | 71 (26) | - |
| 84 | 390044 | LAINE Tormis | EST | 71 | 1920 | - | 27 (42) | 44 (30) | - |
| 86 | 6190687 | LORIOT Florian | FRA | 70 | 1921 | - | - | - | 70 (26) |
| 87 | 380361 | RODES Istok | CRO | 69 | 1922 | - | 69 (33) | - | - |
| 88 | 501987 | MONSEN Felix | SWE | 65 | 1926 | 20 (47) | - | - | 45 (35) |
| 89 | 6293252 | KASTLUNGER Tobias | ITA | 64 | 1927 | - | 64 (34) | - | - |
| 90 | 293797 | GROSS Stefano | ITA | 63 | 1928 | - | 63 (35) | - | - |
| 91 | 511902 | ZENHAEUSERN Ramon | SUI | 62 | 1929 | - | 62 (36) | - | - |
| 91 | 221236 | TAYLOR Laurie | GBR | 62 | 1929 | - | 62 (36) | - | - |
| 93 | 6190176 | BAILET Matthieu | FRA | 58 | 1933 | 35 (38) | - | - | 23 (46) |
| 94 | 422278 | WINDINGSTAD Rasmus | NOR | 56 | 1935 | - | - | 55 (28) | 1 (67) |
| 95 | 6293775 | DELLA VITE Filippo | ITA | 54 | 1937 | - | - | 54 (29) | - |
| 95 | 6532123 | NEGOMIR Kyle | USA | 54 | 1937 | 7 (59) | - | - | 47 (32) |
| 97 | 561255 | CATER Martin | SLO | 53 | 1938 | 50 (30) | - | - | 3 (62) |
| 98 | 6532163 | SEYMOUR Jett | USA | 50 | 1941 | - | 50 (38) | - | - |
| 98 | 6531520 | MORSE Sam | USA | 50 | 1941 | 40 (36) | - | - | 10 (57) |
| 100 | 6190179 | ALPHAND Nils | FRA | 49 | 1942 | 41 (35) | - | - | 8 (58) |
| 101 | 203096 | VOGT Luis | GER | 46 | 1945 | 28 (40) | - | - | 18 (49) |
| 102 | 990048 | BORSOTTI Giovanni | ITA | 45 | 1946 | - | - | 44 (30) | 1 (67) |
| 102 | 422139 | KILDE Aleksand. | NOR | 45 | 1946 | 22 (44) | - | 10 (48) | 13 (54) |
| 104 | 202829 | GRATZ Fabian | GER | 44 | 1947 | - | - | 44 (30) | - |
| 105 | 502617 | AX SWARTZ Fabian | SWE | 42 | 1949 | - | 42 (39) | - | - |
| 106 | 54157 | DANKLMAIER Daniel | AUT | 41 | 1950 | 6 (62) | - | - | 35 (37) |
| 106 | 6292783 | MOLTENI Nicolo | ITA | 41 | 1950 | 22 (44) | - | - | 19 (48) |
| 108 | 54438 | PLOIER Andreas | AUT | 39 | 1952 | 10 (52) | - | - | 29 (40) |
| 109 | 202909 | STOCKINGER Jonas | GER | 37 | 1954 | - | - | 37 (33) | - |
| 110 | 54630 | STURM Joshua | AUT | 33 | 1958 | - | 32 (41) | 1 (62) | - |
| 110 | 6290845 | BOSCA Guglielmo | ITA | 33 | 1958 | 7 (59) | - | - | 26 (44) |
| 112 | 6191334 | ELEZI CANNAFER. | FRA | 32 | 1959 | - | - | 32 (35) | - |
| 113 | 6291053 | ZAZZI Pietro | ITA | 31 | 1960 | 2 (69) | - | - | 29 (40) |
| 113 | 531799 | FORD Tommy | USA | 31 | 1960 | - | - | 31 (36) | - |
| 115 | 202762 | JOCHER Simon | GER | 30 | 1961 | 25 (41) | - | - | 5 (61) |
| 115 | 512303 | BOISSET Arnaud | SUI | 30 | 1961 | 6 (62) | - | - | 24 (45) |
| 117 | 54528 | HACKER Felix | AUT | 28 | 1963 | 10 (52) | - | - | 18 (49) |
| 118 | 512124 | HINTERMANN Niels | SUI | 26 | 1965 | 23 (43) | - | - | 3 (62) |
| 119 | 103729 | READ Erik | CAN | 25 | 1966 | - | 11 (50) | 14 (44) | - |
| 120 | 54538 | RIESER Stefan | AUT | 24 | 1967 | 24 (42) | - | - | - |
| 121 | 512424 | JANUTIN Fadri | SUI | 23 | 1968 | - | - | 23 (37) | - |
| 122 | 512549 | HILTBRAND Livio | SUI | 22 | 1969 | 22 (44) | - | - | - |
| 122 | 502433 | HANSSON William | SWE | 22 | 1969 | - | - | 22 (38) | - |
| 124 | 6531063 | GINNIS Aj | GRE | 21 | 1970 | - | 21 (43) | - | - |
| 125 | 6191539 | VITALE Flavio | FRA | 20 | 1971 | - | - | 20 (40) | - |
| 125 | 54631 | ZWISCHENBRUGGER Noel | AUT | 20 | 1971 | - | - | 20 (40) | - |
| 127 | 202437 | LUITZ Stefan | GER | 19 | 1972 | - | - | 19 (42) | - |
| 128 | 6293445 | ALLIOD Benjamin | ITA | 18 | 1973 | 18 (48) | - | - | - |

Hafjell (NOR)

11th Men's Slalom

OVERALL FIS WCSL LIST

Number of Competitors: 175, Number of NSAs: 28

| Rank | FIS Code | Name | NSA Code | WCSL | Diff. | DH 9 races | SL 12 races | GS 9 races | SG 8 races |
|------|----------|-----------------------|----------|------|-------|---------------|----------------|---------------|---------------|
| 128 | 6531928 | KENNEY Patrick | USA | 18 | 1973 | - | - | 18 (43) | - |
| 130 | 104539 | SEGER Riley | CAN | 16 | 1975 | - | - | - | 16 (52) |
| 130 | 491879 | SALARICH Joaquim | ESP | 16 | 1975 | - | 16 (44) | - | - |
| 130 | 422899 | SANDVIK Oscar Andreas | NOR | 16 | 1975 | - | 16 (44) | - | - |
| 130 | 930024 | MAPLE Wiley | USA | 16 | 1975 | 13 (49) | - | - | 3 (62) |
| 130 | 54733 | WIESER Vincent | AUT | 16 | 1975 | 8 (54) | - | - | 8 (58) |
| 135 | 422082 | FOSS-SOLEVAAG S | NOR | 15 | 1976 | - | 15 (46) | - | - |
| 136 | 422954 | BAKKEVIG Rasmus | NOR | 14 | 1977 | - | - | 14 (44) | - |
| 136 | 700879 | ZAMPA Andreas | SVK | 14 | 1977 | - | - | 14 (44) | - |
| 136 | 6190909 | DESGRIPPES Hugo | FRA | 14 | 1977 | - | 14 (47) | - | - |
| 139 | 54080 | NEUMAYER Christopher | AUT | 13 | 1978 | 13 (49) | - | - | - |
| 140 | 502691 | WISSTING Gustav | SWE | 12 | 1979 | - | 12 (48) | - | - |
| 140 | 6190793 | PARAND Loevan | FRA | 12 | 1979 | - | - | 12 (47) | - |
| 140 | 6291574 | SALA Tommaso | ITA | 12 | 1979 | - | 12 (48) | - | - |
| 143 | 512275 | METTLER Josua | SUI | 11 | 1980 | 11 (51) | - | - | - |
| 143 | 54481 | TRANINGER Manuel | AUT | 11 | 1980 | 5 (64) | - | - | 6 (60) |
| 145 | 6291430 | MAURBERGER Simon | ITA | 10 | 1981 | - | 10 (51) | - | - |
| 145 | 6291725 | ZINGERLE Hannes | ITA | 10 | 1981 | - | - | 10 (48) | - |
| 145 | 6190876 | ORECCHIONI Diego | FRA | 10 | 1981 | - | - | 10 (48) | - |
| 145 | 202615 | TREMME Anton | GER | 10 | 1981 | - | 10 (51) | - | - |
| 149 | 422803 | SOLBERG Eirik Hystad | NOR | 9 | 1982 | - | 9 (53) | - | - |
| 150 | 110324 | von APPEN Henrik | CHI | 8 | 1983 | 8 (54) | - | - | - |
| 150 | 6531444 | ARVIDSSON Erik | USA | 8 | 1983 | 8 (54) | - | - | - |
| 150 | 53831 | HIRSCHER Marcel | NED | 8 | 1983 | - | - | 8 (52) | - |
| 150 | 53817 | FRANZ Max | AUT | 8 | 1983 | 7 (59) | - | - | 1 (67) |
| 154 | 6532354 | GILE Bridger | USA | 7 | 1984 | - | - | 7 (54) | - |
| 154 | 512301 | SIMONET Livio | SUI | 7 | 1984 | - | - | 7 (54) | - |
| 154 | 202520 | HOLZMANN Sebastian | GER | 7 | 1984 | - | 7 (54) | - | - |
| 157 | 200379 | SANDER Andreas | GER | 6 | 1985 | 5 (64) | - | - | 1 (67) |
| 158 | 350095 | PIFFNER Marco | LIE | 4 | 1987 | 4 (66) | - | - | - |
| 159 | 491853 | del CAMPO HERN. | ESP | 3 | 1988 | - | 3 (57) | - | - |
| 159 | 422822 | WAHLQVIST Jesper | NOR | 3 | 1988 | - | - | 3 (56) | - |
| 159 | 54368 | BORGNAES Christian | DEN | 3 | 1988 | - | - | 3 (56) | - |
| 159 | 54209 | KRENN Christoph | AUT | 3 | 1988 | - | - | - | 3 (62) |
| 163 | 501898 | ROENNGREN Mattias | SWE | 2 | 1989 | - | - | 2 (60) | - |
| 163 | 202535 | DRESSEN Thomas | GER | 2 | 1989 | 1 (72) | - | - | 1 (67) |
| 163 | 202059 | FERSTL Josef | GER | 2 | 1989 | 2 (69) | - | - | - |
| 163 | 512039 | ROULIN Gilles | SUI | 2 | 1989 | - | - | - | 2 (66) |
| 163 | 202345 | SCHWAIGER Dominik | GER | 2 | 1989 | 2 (69) | - | - | - |
| 163 | 512495 | ZURBRUEGG Sandro | SUI | 2 | 1989 | - | - | 2 (60) | - |
| 169 | 6293164 | FRANZOSO Matteo | ITA | 1 | 1990 | - | - | - | 1 (67) |
| 169 | 350097 | GAUER Nico | LIE | 1 | 1990 | - | - | - | 1 (67) |
| 169 | 780023 | DRUKAROV Andrej | LTU | 1 | 1990 | - | - | 1 (62) | - |
| 169 | 194495 | FAIVRE Mathieu | FRA | 1 | 1990 | - | - | 1 (62) | - |
| 169 | 422730 | GUNLEIKSRUD Ha. | NOR | 1 | 1990 | - | - | 1 (62) | - |
| 169 | 6300451 | KATO Seigo | JPN | 1 | 1990 | - | - | 1 (62) | - |
| 169 | 54729 | PRAMSTALLER Kilian | AUT | 1 | 1990 | - | 1 (58) | - | - |

| | | | | | | | |
|----------------|-----------|----|----------|-------|----------------|----|--------------|
| Legend: | | | | | | | |
| - | No points | DH | Downhill | Diff. | Difference | GS | Giant Slalom |
| SG | Super-G | SL | Slalom | WCSL | Overall points | | |

Hafjell (NOR)

11th Men's Slalom



FIS NATION CUP

Number of Nations: 25

| Rank | NSA | Name | Points | Diff. | DH | SL | GS | SG | AC | PAR | TE |
|------|-----|--------------------------|--------|-------|------|------|------|------|----|-----|----|
| 1 | SUI | Switzerland | 6248 | | 2132 | 1282 | 1355 | 1479 | - | - | - |
| 2 | AUT | Austria | 3455 | 2793 | 687 | 1103 | 719 | 946 | - | - | - |
| 3 | NOR | Norway | 3435 | 2813 | 172 | 1728 | 1178 | 357 | - | - | - |
| 4 | FRA | France | 2391 | 3857 | 499 | 1041 | 435 | 416 | - | - | - |
| 5 | ITA | Italy | 2088 | 4160 | 630 | 306 | 393 | 759 | - | - | - |
| 6 | USA | United States of America | 1203 | 5045 | 426 | 194 | 243 | 340 | - | - | - |
| 7 | CAN | Canada | 959 | 5289 | 533 | 10 | 11 | 405 | - | - | - |
| 8 | SLO | Slovenia | 791 | 5457 | 428 | - | 241 | 122 | - | - | - |
| 9 | GER | Germany | 695 | 5553 | 112 | 274 | 242 | 67 | - | - | - |
| 10 | CRO | Croatia | 666 | 5582 | - | 422 | 244 | - | - | - | - |
| 11 | BRA | Brazil | 664 | 5584 | - | 373 | 291 | - | - | - | - |
| 12 | SWE | Sweden | 330 | 5918 | 20 | 241 | 24 | 45 | - | - | - |
| 13 | GBR | Great Britain | 311 | 5937 | - | 311 | - | - | - | - | - |
| 14 | BEL | Belgium | 288 | 5960 | - | 167 | 121 | - | - | - | - |
| 15 | BUL | Bulgaria | 229 | 6019 | - | 229 | - | - | - | - | - |
| 16 | AND | Andorra | 153 | 6095 | - | - | 153 | - | - | - | - |
| 17 | FIN | Finland | 152 | 6096 | 70 | 55 | - | 27 | - | - | - |
| 18 | CZE | Czechia | 143 | 6105 | 46 | - | - | 97 | - | - | - |
| 19 | EST | Estonia | 71 | 6177 | - | 27 | 44 | - | - | - | - |
| 20 | ESP | Spain | 16 | 6232 | - | 16 | - | - | - | - | - |
| 21 | SVK | Slovakia | 13 | 6235 | - | - | 13 | - | - | - | - |
| 22 | GRE | Greece | 12 | 6236 | - | 12 | - | - | - | - | - |
| 23 | CHI | Chile | 8 | 6240 | 8 | - | - | - | - | - | - |
| 23 | NED | Netherlands | 8 | 6240 | - | - | 8 | - | - | - | - |
| 25 | LIE | Liechtenstein | 4 | 6244 | 4 | - | - | - | - | - | - |

Hafjell (NOR)

11th Men's Slalom

OVERALL FIS NATION CUP



Number of Nations: 32

| Rk | NSA | Overall | | | DH Points | | | SL Points | | | GS Points | | | SG Points | | | AC Points | | | PAR Points | | | TE Points | |
|----|-----|---------|------|------|-----------|------|------|-----------|------|------|-----------|------|-----|-----------|------|------|-----------|---|---|------------|---|---|-----------|---|
| | | M+W | M | W | M+W | M | W | M+W | M | W | M+W | M | W | M+W | M | W | M+W | M | W | M+W | M | W | M+W | |
| 1 | SUI | 10020 | 6248 | 3772 | 2816 | 2132 | 684 | 2589 | 1282 | 1307 | 2043 | 1355 | 688 | 2572 | 1479 | 1093 | - | - | - | - | - | - | - | - |
| 2 | AUT | 6778 | 3455 | 3323 | 1560 | 687 | 873 | 2075 | 1103 | 972 | 1226 | 719 | 507 | 1917 | 946 | 971 | - | - | - | - | - | - | - | - |
| 3 | ITA | 6072 | 2088 | 3984 | 1817 | 630 | 1187 | 518 | 306 | 212 | 1211 | 393 | 818 | 2526 | 759 | 1767 | - | - | - | - | - | - | - | - |
| 4 | NOR | 4670 | 3435 | 1235 | 415 | 172 | 243 | 1877 | 1728 | 149 | 1714 | 1178 | 536 | 664 | 357 | 307 | - | - | - | - | - | - | - | - |
| 5 | USA | 3817 | 1203 | 2614 | 1055 | 426 | 629 | 880 | 194 | 686 | 1029 | 243 | 786 | 853 | 340 | 513 | - | - | - | - | - | - | - | - |
| 6 | FRA | 3118 | 2391 | 727 | 594 | 499 | 95 | 1269 | 1041 | 228 | 480 | 435 | 45 | 775 | 416 | 359 | - | - | - | - | - | - | - | - |
| 7 | GER | 1888 | 695 | 1193 | 383 | 112 | 271 | 820 | 274 | 546 | 343 | 242 | 101 | 342 | 67 | 275 | - | - | - | - | - | - | - | - |
| 8 | SWE | 1779 | 330 | 1449 | 20 | 20 | - | 1159 | 241 | 918 | 555 | 24 | 531 | 45 | 45 | - | - | - | - | - | - | - | - | - |
| 9 | SLO | 1545 | 791 | 754 | 562 | 428 | 134 | 342 | - | 342 | 447 | 241 | 206 | 194 | 122 | 72 | - | - | - | - | - | - | - | - |
| 10 | CAN | 1522 | 959 | 563 | 543 | 533 | 10 | 220 | 10 | 210 | 298 | 11 | 287 | 461 | 405 | 56 | - | - | - | - | - | - | - | - |
| 11 | CRO | 1482 | 666 | 816 | - | - | - | 963 | 422 | 541 | 519 | 244 | 275 | - | - | - | - | - | - | - | - | - | - | - |
| 12 | NZL | 668 | - | 668 | 4 | - | 4 | - | - | - | 520 | - | 520 | 144 | - | 144 | - | - | - | - | - | - | - | - |
| 13 | BRA | 664 | 664 | - | - | - | - | 373 | 373 | - | 291 | 291 | - | - | - | - | - | - | - | - | - | - | - | - |
| 14 | ALB | 586 | - | 586 | - | - | - | 252 | - | 252 | 334 | - | 334 | - | - | - | - | - | - | - | - | - | - | - |
| 15 | CZE | 553 | 143 | 410 | 229 | 46 | 183 | 36 | - | 36 | - | - | - | 288 | 97 | 191 | - | - | - | - | - | - | - | - |
| 16 | GBR | 311 | 311 | - | - | - | - | 311 | 311 | - | - | - | - | - | - | - | - | - | - | - | - | - | - | - |
| 17 | BEL | 288 | 288 | - | - | - | - | 167 | 167 | - | 121 | 121 | - | - | - | - | - | - | - | - | - | - | - | - |
| 18 | BUL | 229 | 229 | - | - | - | - | 229 | 229 | - | - | - | - | - | - | - | - | - | - | - | - | - | - | - |
| 19 | AND | 153 | 153 | - | - | - | - | - | - | - | 153 | 153 | - | - | - | - | - | - | - | - | - | - | - | - |
| 20 | FIN | 152 | 152 | - | 70 | 70 | - | 55 | 55 | - | - | - | - | 27 | 27 | - | - | - | - | - | - | - | - | - |
| 21 | POL | 104 | - | 104 | - | - | - | - | - | - | 98 | - | 98 | 6 | - | 6 | - | - | - | - | - | - | - | - |
| 22 | EST | 71 | 71 | - | - | - | - | 27 | 27 | - | 44 | 44 | - | - | - | - | - | - | - | - | - | - | - | - |
| 23 | BIH | 29 | - | 29 | 6 | - | 6 | - | - | - | - | - | - | 23 | - | 23 | - | - | - | - | - | - | - | - |
| 24 | ESP | 16 | 16 | - | - | - | - | 16 | 16 | - | - | - | - | - | - | - | - | - | - | - | - | - | - | - |
| 25 | SVK | 13 | 13 | - | - | - | - | - | - | - | 13 | 13 | - | - | - | - | - | - | - | - | - | - | - | - |
| 26 | GRE | 12 | 12 | - | - | - | - | 12 | 12 | - | - | - | - | - | - | - | - | - | - | - | - | - | - | - |
| 27 | LAT | 10 | - | 10 | - | - | - | 10 | - | 10 | - | - | - | - | - | - | - | - | - | - | - | - | - | - |
| 28 | CHI | 8 | 8 | - | 8 | 8 | - | - | - | - | - | - | - | - | - | - | - | - | - | - | - | - | - | - |
| 28 | NED | 8 | 8 | - | - | - | - | - | - | - | 8 | 8 | - | - | - | - | - | - | - | - | - | - | - | - |
| 30 | JPN | 6 | - | 6 | - | - | - | 6 | - | 6 | - | - | - | - | - | - | - | - | - | - | - | - | - | - |
| 31 | LIE | 4 | 4 | - | 4 | 4 | - | - | - | - | - | - | - | - | - | - | - | - | - | - | - | - | - | - |
| 32 | ARG | 1 | - | 1 | - | - | - | - | - | - | 1 | - | 1 | - | - | - | - | - | - | - | - | - | - | - |

Hafjell (NOR)

11th Men's Slalom

CONSTRUCTORS' CHAMPIONSHIP

Number of Brands: 9

| Rank | Name | Points | Diff. | DH | SL | GS | SG | AC | PAR |
|------|-----------|--------|-------|------|------|-----|-----|----|-----|
| 1 | Rossignol | 2610 | | 215 | 1075 | 835 | 485 | - | - |
| 2 | Head | 2350 | 260 | 1015 | 520 | 190 | 625 | - | - |
| 3 | Stoeckli | 2235 | 375 | 890 | - | 710 | 635 | - | - |
| 4 | Atomic | 2065 | 545 | 345 | 895 | 485 | 340 | - | - |
| 5 | Van deer | 1425 | 1185 | - | 990 | 435 | - | - | - |
| 6 | Fischer | 1010 | 1600 | 250 | 170 | 245 | 345 | - | - |
| 7 | Dynastar | 440 | 2170 | - | 440 | - | - | - | - |
| 8 | Nordica | 395 | 2215 | 190 | - | - | 205 | - | - |
| 9 | Salomon | 235 | 2375 | 95 | 40 | 100 | - | - | - |

Hafjell (NOR)

11th Men's Slalom



OVERALL CONSTRUCTORS' CHAMPIONSHIP

Number of Brands: 12

| Rank | Brand | Overall | | | DH Points | | | SL Points | | | GS Points | | | SG Points | | | AC Points | | | PAR Points | | |
|------|-----------|---------|------|------|-----------|------|------|-----------|------|------|-----------|-----|------|-----------|-----|------|-----------|---|---|------------|---|---|
| | | M+W | M | W | M+W | M | W | M+W | M | W | M+W | M | W | M+W | M | W | M+W | M | W | M+W | M | W |
| 1 | Head | 7190 | 2350 | 4840 | 2055 | 1015 | 1040 | 2190 | 520 | 1670 | 775 | 190 | 585 | 2170 | 625 | 1545 | - | - | - | - | - | - |
| 2 | Rossignol | 5925 | 2610 | 3315 | 740 | 215 | 525 | 1760 | 1075 | 685 | 2185 | 835 | 1350 | 1240 | 485 | 755 | - | - | - | - | - | - |
| 3 | Atomic | 4170 | 2065 | 2105 | 885 | 345 | 540 | 1715 | 895 | 820 | 800 | 485 | 315 | 770 | 340 | 430 | - | - | - | - | - | - |
| 4 | Stoeckli | 2235 | 2235 | - | 890 | 890 | - | - | - | - | 710 | 710 | - | 635 | 635 | - | - | - | - | - | - | - |
| 5 | Van deer | 1425 | 1425 | - | - | - | - | 990 | 990 | - | 435 | 435 | - | - | - | - | - | - | - | - | - | - |
| 6 | Fischer | 1100 | 1010 | 90 | 295 | 250 | 45 | 170 | 170 | - | 245 | 245 | - | 390 | 345 | 45 | - | - | - | - | - | - |
| 7 | Salomon | 925 | 235 | 690 | 95 | 95 | - | 40 | 40 | - | 620 | 100 | 520 | 170 | - | 170 | - | - | - | - | - | - |
| 8 | Dynastar | 500 | 440 | 60 | - | - | - | 440 | 440 | - | - | - | - | 60 | - | 60 | - | - | - | - | - | - |
| 9 | Nordica | 395 | 395 | - | 190 | 190 | - | - | - | - | - | - | - | 205 | 205 | - | - | - | - | - | - | - |
| 10 | Blizzard | 350 | - | 350 | - | - | - | 120 | - | 120 | 230 | - | 230 | - | - | - | - | - | - | - | - | - |
| 11 | Kaestle | 140 | - | 140 | 100 | - | 100 | - | - | - | - | - | - | 40 | - | 40 | - | - | - | - | - | - |
| 12 | Voelkl | 100 | - | 100 | - | - | - | 100 | - | 100 | - | - | - | - | - | - | - | - | - | - | - | - |